




WILDCAT BASEBALL 1991




CWU 1991 team captain Barry Glenn

Central Washington University


1991 CENTRAL WASHINGTON UNIVERSITY WILDCATS



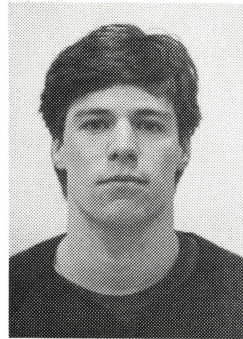
JOHN ANDERSON
Outfield




CHAD BALA
Catcher




ERIC BRINKWORTH
Pitcher




SCOTT CHAMBERLAIN
INF-OF




RUSH CHAMBLIN
Outfield




GREG FEEDER
Pitcher




BARRY GLENN
Third Base



RYAN HOFF
Second Base



DAVE JONES
SS-2B




BRENT JOHNSON
Outfield




JEFF JOHNSON
Outfield




KIRK JOHNSON
Pitcher



JEFF LEGGETT
Pitcher




MIKE LEININGER
Pitcher




TOM MAGRUDER
1B-OF




DEAN MARTINEZ
Pitcher




CHRIS McCALLUM
Pitcher



BRETT MEEK
Catcher



BRADY NELSON
Pitcher



TREVER OLSEN
Catcher

CWU ATHLETIC STAFF

Athletic Office 509-963-1911

Administrative Staff	Office	Home
Gary Frederick/Athletic Director	963-1911	925-4027
John Gregor/P.E. Department Chairman	963-1911	925-5222
Bonnie Petersen/Secretary	963-2021	968-3328
Paula Romeo/Secretary	963-1911	925-2752
Gary Smith/Athletic Trainer	963-1938	925-3887
Bob Guptill/Sports Information Director	963-1485	962-2575

Baseball	Office	Home
Ken Wilson/Head Coach	963-1939	925-7238

Track	Office	Home
Charles Chandler/Head Coach	963-1946	962-2196

Tennis	Office	Home
Mark Morrill/Head Coach	925-0818	925-9773

Golf	Office	Home
Frank Crimp	962-2984	925-1251

Other Sports	Office	Home
Mike Dunbar/Football	963-1911	925-9118
Spike Arlt/Cross Country	963-2746	925-2761
Gil Coleman/Men's Basketball	963-1926	925-6325
Gary Frederick/Women's Basketball	963-1911	925-4027
Jim Heikes/Wrestling	963-1911	782-2229
Bob Gregson/Swimming	963-1923	925-9321
Swimming Pool	963-1851	

TABLE OF CONTENTS

Coaching Staff	2-3	Record Section	17-24
Athletic Director	3	Career Top 10s	25-28
Trainer	4	Season Top 10s	28-31
CWU Administration	4	All-Stars	32-33
1991 Schedule	5	Awards	33
Player Profiles	6-12	Roster - By Position	Back Cover
1990 Review	13-16	About CWU	Inside Back

For information regarding any phase of Central Washington University athletics, contact Bob Guptill (Sports Information Director, University Relations, Ellensburg, Wa. 98926). Athletic department offices are in Nicholson Pavilion and the SID office is in 214 Bouillon Hall.

ON THE COVER - CWU third baseman Barry Glenn is the Wildcats' 1991 team captain.

CWU COACHING STAFF

KEN WILSON/Head Coach (5th year, 77-86)

Ken Wilson begins his fifth season as Central Washington University's baseball coach this spring.

Wilson guided the Wildcats to their first winning season since 1982 and their first NAIA World Series berth in almost two decades in 1988. After a 17-17 season in 1989, the 'Cats slipped to 14-24 last spring.

Thirteen of the losses, however, were to NCAA Division 1 schools and the Wildcats won the NAIA District 1 regular-season championship with a record of 8-2. CWU, however, lost two straight games to Whitworth in the district playoffs.

Wilson took over Central Washington University's baseball program in 1987 and led the 'Cats to a 17-23 record. Central finished with a 29-22 mark in 1988 and won its first District 1 championship since 1972.

The 'Cats then swept through the West Coast regional playoffs unbeaten to advance to the NAIA World Series for the first time since 1970.

In four seasons, CWU has posted a 77-86 record under Wilson. Fifty-five of the 86 losses have been against Pac-10 Northern Division schools or four-time defending NAIA national champion Lewis-Clark State. In the past two seasons, CWU has won five of 12 games with the Warriors.

Wilson, 45 (on Mar. 16), was named the NAIA District 1 and the Area 1 Coach-of-the-Year in 1988. He was one of eight finalists for National Coach-of-the-Year.

Prior to taking over at CWU in 1987, he coached eight seasons at Centralia Community College where he won 203 games and lost 96, a 67.8 percent winning percentage. His teams qualified for the Northwest Athletic Association Community College state tournament during all eight of his seasons.

Centralia won the NWAACC Western Division title in 1985 and 1986 and finished second in the NWAACC state tournament in 1983, 1984 and 1985. He was voted NWAACC Cross-State Division Coach-of-the-Year in 1983.

Prior to joining the Centralia coaching staff, Wilson was a highly successful coach at South Salem High School in Salem, Ore., and Hillsboro High School in Hillsboro, Ore.

He coached Hillsboro's sophomores in 1970 and 1971 winning 41 games and losing 10. He then directed South Salem's varsity for seven years (1972-78) and had a record of 125-47. In 1974 and 1978, they qualified for the AAA state playoffs.

It reached the semifinals in 1974 and Wilson was voted the AAA Valley League Coach-of-the-Year.

Wilson is a 1964 graduate of White Pass High School. He earned a bachelor of science degree in physical education and health from Linfield College in 1969 and a masters from Linfield in 1971.

In high school, he lettered in football, basketball and baseball, earning all-league honors in football as a split end and punter and basketball as a forward.

At Linfield he earned two letters in football and three in baseball. He played tight end and punted for the Wildcat football team. In baseball, he batted .380 and earned first team Northwest Conference honors at first base.

After graduating from Linfield, he coached junior varsity football at Hillsboro in addition to sophomore baseball. He was also an assistant football coach at South Salem in addition to heading up the baseball program.

Misc.: Born 3-16-46 at Morton. Wife's name is Meredith. They have four children, Amy, 19; Julie 18; Katie, 13, and Scott, 11. .Scouted for Toronto Blue Jays for six years. .Former president of SW Washington Basketball Officials Association. .Member of Washington Education Association, National Education Association and National College Baseball Coaches Association. .Served as an assistant football coach at CWU for four years before resigning last spring to concentrate on his duties as baseball coach.

CORY SKALISKY/Assistant Coach (Second year)

All-American Cory Skalisky will serve as an assistant coach this spring while he continues work toward a bachelor degree in psychology.

Skalisky earned honorable mention All-American honors in 1989 for the Wildcats. He batted .430 and led the team in home runs (8) and RBI (39). He also tied the school record for most consecutive games with a hit (19).

Skalisky, a 1984 graduate of Wenatchee High School, played three seasons at the University of Washington prior to transferring to CWU.

At Wenatchee, Skalisky, 24, earned two letters in football and three in baseball. He was a three-time all-conference catcher and earned all-state honors during his senior season. Twice was voted the Team MVP. He also earned all-conference honors twice as a defensive back in football.

Misc.: Born 4-27-66 at Wenatchee. Has three brothers and two sisters. Brother Rocky played in Philadelphia Phillies organization. Brother Kevin played football at Puget Sound and brother Kyle played baseball at Air Force Academy.

MIKE UTSCHINSKI/Assistant Coach (Second year)

Mike Utschinski, who played two years at Bellevue Community College and two at the University of Portland, will serve as an assistant coach this spring while pursuing a degree in history education.

Utschinski, 26, graduated from J. F. Kennedy High School in Seattle in 1982 where he earned two letters in football and three in baseball. In football, he was a wide receiver and safety. He earned all-conference honors twice in baseball as an outfielder and designated hitter.

At Bellevue, he earned NWAACC honors during his sophomore season and was voted the Northern Division MVP. He won Bellevue's Silver Bat Award and tied their single-season home run record.

Following two seasons at Portland, he served as an assistant coach for two seasons at Renton High School (1988 & 1989). Last summer, he coached the Renton American Legion team.

Misc: Born 9-3-64 at Seattle.

ATHLETIC ADMINISTRATION

DR. GARY FREDERICK/Athletic Director

Dr. Gary Frederick is beginning his second decade as CWU's athletic director.

Frederick, 53, has a long affiliation with Central. After graduating from Raymond High School in 1955 where he was all-conference in football, basketball and baseball, he enrolled at CWU.

Frederick lettered in football three years (1956-68) and earned second team all-conference honors in 1957 and first team honors in 1958 at offensive center.

He graduated in 1959 with a bachelor of arts degree in education and later earned a masters in physical education from Central and a doctorate in secondary education from the University of Idaho in 1974.

Frederick coached basketball and baseball at Thorp High School (1959-60); football, basketball and track at Waitsburg High School (1960-63) and football and baseball at Central Kitsap (1963-67) before returning to Ellensburg in 1967.

From 1967 until 1983, he served as an assistant football coach and was head baseball coach from 1968 until 1978 when he resigned to take over the chairmanship of the physical education department.

He gave up the chairmanship of the P.E. department when he was named to succeed Adrian "Bink" Beamer as athletic director in the fall of 1980.

Frederick is CWU's winningest baseball coach. In 11 seasons his teams won 234 games and lost 147 and qualified for the NAIA College World Series in 1968 and 1970.

For the past eight seasons, Frederick has also served as CWU's women's basketball coach. In 1988, he led the Lady Wildcats to a 31-5 record, the NAIA District 1 title and a berth in the national tournament. Twice he has been named the District 1 Coach-of-the-Year.

Frederick is also the NAIA District 1 Chairman and three times has been selected the NAIA District 1 Administrator of the Year. He was selected the NAIA National Administrator of the Year for the 1987-88 school year.

MISC.: Born 7-16-37 at Hoquiam. Wife's name is Bobbi. He has three adult sons, Brooke, Rick, and Rob. Bobbi has two children, Anna and David. Both are students at Central. David is a member of this spring's CWU baseball team and will redshirt. District 1 baseball coach-of-the-year three times (1969, 1970 and 1971).

GARY SMITH/Athletic Trainer

Gary Smith, an associate professor of physical education and CWU's athletic trainer since 1968, was inducted into the NAIA Hall-of-Fame in 1985.

Smith, 52, is a past president of the NAIA Athletic Trainers Association. He is also a member of the NAIA Medical Aspects Committee and served as trainer for the NAIA College Baseball World Series.

Smith was born July 27, 1938, in Charlevoix, Mich., and graduated from Charlevoix High School in 1956. After a stint in the military, he attended North Central Michigan College earning an associate of science degree in 1962.

He earned a bachelor of science degree from Northern Michigan in 1964 and a masters of science degree from Indiana University in 1965.

He played football and track in high school, earning all-conference honors in football. He also lettered in track at Northern Michigan.

Before accepting the position at CWU, he was head trainer for Punahou High School in Hawaii for three years.

Smith and his wife, Elizabeth, were married in 1961. They have two adult children, Julie Marie and Michael Allen.

CWU ADMINISTRATION

DR. DONALD GARRITY/CWU President

Dr. Donald L. Garrity has been president of Central Washington University since Sept. 1, 1978. He is the University's ninth president.

He came to Central from San Francisco State University where he had been provost and chief academic officer for 12 years. As provost of the California university, he was the chief administrator below the president.

He joined the San Francisco State faculty in 1956 as an assistant professor of sociology. He rose in academic rank to a full professorship and served as chairman of the San Francisco State sociology department for six years.

Dr. Garrity, 63, earned a BA degree from Colorado State University in 1950 and a MA and PhD from the University of Washington in 1953 and 1966, respectively.

A specialist in criminology, Dr. Garrity has served as a consultant to numerous state and community agencies, including the California Department of Corrections and the San Francisco Police Department. He is a member of the American Sociological Association, the American Correctional Association, the Society for the Study of Social Problems and the American Association for Higher Education.

Dr. Garrity has served as chairman of the Council for Presidents and the Evergreen Conference Council of Presidents. He is a member of the Western College Accreditation Commission and is a former member of the Council on Postsecondary Education and the prestigious San Francisco Crime Commission.

Dr. Garrity and his wife Virginia have two grown sons, Michael and Craig.

Quick Facts About Central

Location	Ellensburg, WA 98926	Founded	1891
Enrollment	6,000	President	Dr. Donald Garrity
VP-Academics	Dr. Robert V. Edington	Faculty Rep	Dr. Daryl Basler
Registrar	Carolyn Wells	Colors	Crimson and Black
Baseball Field	Tomlinson Field (500)	Nickname	Wildcats

1991 CENTRAL WASHINGTON UNIVERSITY BASEBALL SCHEDULE

FEBRUARY

17	Washington State (2)	Pasco (CBC)	Noon
24	Washington (2)	Ellensburg	Noon

MARCH

1-3	Lewis-Clark State Invitational (Friday: LCSC, 5 p.m.; Saturday, Eastern Oregon, 1 p.m. at Asotin; Willamette, 7 p.m.; Sunday, To be announced).	Lewiston	All Day
16	Warner Pacific (2)	Ellensburg	1 p.m.
18	Western Oregon (2)	Monmouth	1 p.m.
19	Warner Pacific (2)	Portland	1 p.m.
24	+National Baseball Institute (2)	Ellensburg	Noon
30	College of Idaho (2)	Caldwell	1 p.m.
31	Eastern Oregon (2)	La Grande	1 p.m.

APRIL

3	*Whitman	Ellensburg	2 p.m.
5	Lewis-Clark State	Lewiston	6:30
6	Lewis-Clark State (2)	Lewiston	Noon
10	*Whitworth	Spokane	2 p.m.
13	Eastern Oregon (2)	Ellensburg	1 p.m.
17	*Pacific Lutheran (2)	Ellensburg	1 p.m.
20	*Puget Sound	Ellensburg	1 p.m.
21	+National Baseball Institute (2)	Vancouver, B.C.	2 p.m.
24	*Whitworth (2)	Ellensburg	1 p.m.
25	Washington State (2)	Pullman	3 p.m.
30	*Whitman (2)	Walla Walla	1 p.m.

MAY

1	*Pacific Lutheran	Tacoma	2 p.m.
4	*Puget Sound (2)	Tacoma	1 p.m.
5	Lewis-Clark State (2)	Ellensburg	1 p.m.
10	NAIA District 1 Playoffs (2)	TBA	Noon
11	NAIA District 1 Playoffs	TBA	Noon
16-19	NAIA Area 1 Playoffs	District 3	All Day
24-30	NAIA World Series	Lewiston	All Day

Head Coach: Ken Wilson. **Student Assistants** - Cory Skalisky, Mike Utschinski.

*District 1 games

+Games with Canadian National Baseball Institute are exhibitions and do not count in record or statistics.

PLAYER PROFILES

PITCHERS

ERIC BRINKWORTH 6-7, 220, Jr., Kent - Friendswood, Tex. & EWU

Graduated from Friendswood High School in Texas in 1987. Earned one letter each in football as a tackle and baseball as a first baseman. . Played one season at University of Mary Hardin Baylor. Played first base and batted .350. Redshirted in 1989 at Eastern Washington University. . Made only two appearances last year. . Has excellent size. . Born 7-10-69 at Wheatridge, Colo. Has one sister. Biology major. Plans to be medical technician. Bats - L. Throws - L.

YEAR	W	L	Sv	IP	H	2B	3B	HR	R	ER	BB	SO	HP	WP	SB	SAC	ERA	G	GS	CG	GF
1990	0	0	0	1.2	1	0	0	0	2	2	3	0	1	0	0	0	10.80	2	0	0	0

GREG FREDER 6-0, 190, Jr., Seattle - Blanchet & YVC

Graduated from Blanchet in 1987. Earned four letters in baseball and one in football as a defensive back. Second team All-Metro junior season and first team senior season. . Played two seasons at Yakima Valley College at shortstop and third base. YVC's Most Inspirational Award winner in 1989. Batted .356. . Redshirted last spring. Made switch to pitching last summer. Throws the ball hard and could be effective in short relief. . Born 8-23-69 at Spokane. Has no siblings. Broadcast journalism major. Bats - R. Throws - R.

KIRK JOHNSON 6-0, 210, Sr., Everett - Mariner & Shoreline CC

Graduated from Mariner High School in 1986. Lettered in football (2), basketball (1) and baseball (3). All-league quarterback and defensive back in football. All-area QB and played in East-West Shrine game. Played forward in basketball and shortstop, third base and outfield in baseball. All-league, All-area and played in state all-star game in baseball. . Played outfield at Shoreline CC. Team captain. . Switched to pitcher last spring. Pitched in four games. Winning pitcher in May 7 victory over Lewis-Clark State, which went on to winning national title. Allowed three hits and just one run in two innings against Warriors. Was his only appearance after Mar. 4. . Has good physical ability. Throws knuckleball. . Born 4-24-68 at Edmonds. Has four brothers and two sisters. Business administration major. Plans to be financial consultant. Was in honor society in high school. Bats/Throws - R.

YEAR	W	L	Sv	IP	H	2B	3B	HR	R	ER	BB	SO	HP	WP	SB	SAC	ERA	G	GS	CG	GF
1990	1	1	0	3.2	6	0	0	0	7	7	5	2	0	2	0	2	17.18	4	0	0	1

JEFF LEGGETT 6-1, 177, Jr., Kent - Kent-Meridian & Green River

Graduated from Kent-Meridian in 1987. Earned three letters in baseball and one each in football and cross country. Tackle in football. Baseball team captain senior season. . Played two seasons at Green River. . Born 3-24-69 at Orange, Calif. Has one sister. Leisure services major. Plans to be parks director. Was active in church and student government in high school. Bats - R. Throws - R.

MIKE LEININGER 6-1, 186, Jr., Moses Lake - Big Bend

Graduated from Moses Lake High School in 1986. Earned two letters as a tight end in football and three as a pitcher in baseball. All-state in baseball. . Played two seasons at Big Bend. Hardest thrower on CWU staff. Has been working on location and mechanics. . Born 8-2-68 at Moses Lake. Has one sister. Law and justice major. Plans to be a detective. Bats - L. Throws - L.

CHRIS MCCALLUM

6-3, 250, Jr., Marysville - Skagit Valley

Graduated from Marysville in 1987. Lettered in football (2), basketball (1) and baseball (3). All-Area punter in football. Played forward in basketball. Outfielder and pitcher in baseball. .Earned All-NWAACC honors as a pitcher at Skagit Valley. . . .Born 3-8-69 at Van Nuys, Calif. Has two sisters. Physical education major. Plans to be teacher and coach. Bats - R. Throws - R.

BRADY NELSON

6-1, 165, So., Federal Way - Decatur

Graduated from Decatur in 1989. Lettered in golf (2), baseball (2) and basketball (1). Also played football (quarterback) sophomore season. Played No. 1 position in golf. Earned honorable mention honors in golf and basketball (junior season). Pitched and played outfield in baseball. All-league junior and senior seasons. . .Pitched the most innings (15 2/3) of any returning hurler. Started four games. Had 0-3 record. Credited with two saves, both against Pac-10 North member Eastern Washington. . .Is physically stronger than last year and expected to be one of the top hurlers on the staff. . .Born 5-15-71 at Tacoma. Has one brother (Byron), who played baseball at Tacoma CC, and one sister. Father (Darron) played basketball at Grays Harbor CC. Business major. Bats - R. Throws - R.

YEAR	W	L	Sv	IP	H	2B	3B	HR	R	ER	BB	SO	HP	WP	SB	SAC	ERA	G	GS	CG	GF
1990	0	3	2	15.2	39	8	0	0	35	32	10	8	2	6	10	3	18.38	9	4	0	3

JASON PEDERSEN

6-5, 200, So., Kent - Kentridge

Graduated from Kentridge in 1989. Earned two letters in basketball and also lettered in track. Team captain, all-league and all-state in basketball. Competed in state track meet. High jumped 6-6. Threw discus 146 feet at district meet. Also competed in long jump and 4x400 meter relay. Did not play baseball in high school. . .Recruited to CWU as basketball player. Earned basketball letter freshman and sophomore seasons. Led JVs in scoring (18.1 ppg) and rebounding (5.2) freshman season. Scored 21 points and had five rebounds in 15 varsity games. . .Averaged 24.7 points and 10.8 rebounds in six JV games and 7.1 points and 3.9 rebounds in 15 varsity games this winter. . .Pitched in two games last spring, both against LCSC. In second appearance held Warriors to just one hit and one unearned run in 3 1/3 innings. . .Born 12-28-70 at Kent. Has one brother and one sister. Business administration major. Wants to manage a hotel. Bats - L. Throws - L.

YEAR	W	L	Sv	IP	H	2B	3B	HR	R	ER	BB	SO	HP	WP	SB	SAC	ERA	G	GS	CG	GF
1990	0	0	0	4.2	4	0	0	0	7	4	7	2	2	2	0	0	7.71	2	1	0	0

LEN SMIT

6-1, 190, Jr., Lynden - Lynden-Christian & Skagit Valley

Graduated from Lynden Christian in 1987. Earned three letters in baseball as first baseman and pitcher. Won Coaches Award senior season. . .Played same two positions for two seasons at Skagit Valley CC. . .Born 10-20-68 at Bellingham. Has two brothers and one sister. Loss control management major. Was junior class vice president in high school. Was also member of FFA and active in church. Bats - R. Throws - L.

KEVIN SMITH

6-2, 205, Jr., Bellevue - Interlake & Bellevue CC

Graduated from Interlake in 1988. Earned letters in football (2), wrestling (1) and baseball (2). Played offensive and defensive tackle and center in football. Played third base, first base and pitcher in baseball. All-league honorable mention senior season in baseball. . .Played two seasons at Bellevue CC. Team co-captain sophomore season. Has excellent poise on mound. Good command of pitches. Was successful at

JC level. Should be one of top pitchers on staff this spring. .Born 8-5-70 at San Diego, Calif. Has two brothers and one sister. Brother Kyle was member of CWU 1988 World Series team. Kyle pitched complete-game victory in 1988 district title game. Law and justice major. Plans to be a police officer. Bats - R. Throws - R.

MIKE THOMAS

5-11, 170, So., Yelm - YVC

Graduated from Yelm High School in 1988. Earned two letters in baseball. All-league junior season and all-state senior season. .Played one season at Yakima Valley College. Was expected to be one of top six pitchers last year, but had arm problems and pitched just 2 2/3 innings. Can change speed and has good command of offspeed pitchers. .Born 5-2-70 at Spokane. Has two brothers and one sister. Law and justice major. Wants to be police officer. .Grandfather Wally Prosser played professional baseball for Detroit Tigers. Bats - L. Throws - L.

YEAR	W	L	Sv	IP	H	2B	3B	HR	R	ER	BB	SO	HP	WP	SB	SAC	ERA	G	GS	CG	GF
1990	1	0	0	2.2	6	3	0	2	9	9	4	1	2	0	0	1	30.38	3	0	0	0

DAVID UTSCHINSKI

6-4, 235, Jr., Renton - Kennedy & YVC

Graduated from Kennedy High School in 1986. Earned three letters each in football, basketball and baseball. Played quarterback and strong safety in football. All North Puget Sound League senior season. Played forward in basketball. Pitched and played short and third in baseball. Team MVP junior season. .Played football and baseball at Yakima Valley College. Also attended Highline CC. Redshirted last year at CWU. Has two brothers and two sisters. Brother Mike played at Bellevue CC and Portland and is assistant coach for CWU. Brother Thomas played at YVC. .Member of St. Anthony Catholic Church in Renton. Physical education major. Bats - R. Throws - R.

DAVE WALKER

5-8, 150, Jr., Bainbridge - Olympic CC

Graduated from Bainbridge in 1986. Earned three letters in baseball as pitcher and second baseman. All-league. .Played two seasons at Olympic CC. Team captain. .Born 11-26-67 at Renton. Has three brothers and one sister. Physical education major. Plans to be a teacher. Bats - R. Throws - R.

CATCHERS

CHAD BALA

6-0, 200, Jr., Renton - YVC & Green River

Graduated from Renton High School in 1988. Lettered in wrestling (168 pounds) and baseball. Played one season at Yakima Valley College and one at Green River CC. .Is a complete catcher. Excellent defensive ability. Also can hit, run and throw. .Born 3-9-70 at Auburn. Has two brothers. Wildlife management major. Bats - R. Throws - R.

BRETT MEEK

6-0, 185, So., Bremerton - Olympic CC

Graduated from Bremerton in 1983. Earned two letters in baseball. Played one season at Olympic College. Has been out of school past six years. .Born 12-30-64 at Bremerton. Has one brother. Undecided on major. Bats - S. Throws - R.

TREVER OLSEN

6-0, 185, Jr., Edmonds

Graduated from Edmonds in 1987. Lettered in baseball (3) and football (3). Catcher, pitcher and third baseman in baseball. Team Captain and Team MVP in baseball. Offensive and Defensive lineman in football. MVP and Team Co-Captain. .Born

9-30-68 at Portland. Business education major. Plans to be a teacher. Member of Athletic Committee at CWU. Bats - R. Throws - R.

INFIELDERS

SCOTT CHAMBERLAIN

INF-OF, 5-9, 170, Jr., Tenino - Yakima Valley

Graduated from Tenino High School in 1988. Earned three letters in football as wide receiver and cornerback and in basketball as guard. Earned four letters in baseball as shortstop. Won five Most Inspirational awards - one in football (senior season) and two each in basketball and baseball (junior and senior seasons). All-league wide receiver and cornerback sophomore, junior and senior seasons. All-state wide receiver junior season. Team captain junior and senior season. Team captain in basketball junior and senior seasons. All-league shortstop sophomore, junior and senior seasons. Played on 1986 state championship team. . . Played two seasons of football and baseball at Yakima Valley. Second team all-conference wide receiver sophomore season and second team all-conference outfielder freshman season. YVC's 1989-90 Male Athlete-of-the-Year. . . Earned letter last fall for CWU football team. Ranked sixth nationally in punt returns averaging 14.6 on 12 returns. Added seven returns for 53 yards in playoffs. Also caught two passes for 53 yards, including 36-yard touchdown in playoffs. . . Will be one of team leaders this spring. Can play shortstop, second base or in outfield. . . Born 5-29-70 at Centralia. Has one brother, Greg, who played football at Spokane Falls. Had 3.86 GPA in high school. CWU Merit Scholarship winner. Also won Ellen Burnham Brach Memorial Scholarship. Education major. Was freshman, junior and senior class president at Tenino. Also was member of honor society.

BARRY GLENN

3B, 6-1, 190, Sr., Yakima - West Valley & Lower Columbia

Graduated from West Valley High School in 1986. Three-year letter winner in football and baseball. All-league tight end in football. All-state honorable mention. Played first base in baseball. All-league. Also Most Improved and Team Captain. . . Played one season at Bellevue Community College (first base) and one season at Lower Columbia (third base). All-league at LCC. Batted .352 with 16 doubles, four home runs and 38 RBI. . . Earned letter last spring. Batted .241. Ranked third on team in doubles with seven. Will serve as team captain this spring. After year of adjustment to this level expected to be one of top hitters this spring. Hits ball with power. . . Born 7-11-67 at Richland. Has one brother and one sister. Business administration major. Bats - L. Throws - R.

YEAR	G	AB	R	H	2B	3B	HR	RBI	BB	SO	SB-A	SF	SAC	HP	AVG	PO	A	E	DP	FA
1990	31	79	14	19	7	0	1	10	14	19	0-1	2	1	3	.241	176	22	9	15	.957

RYAN HOFF

2B, 5-11, 160, Jr., Richland - Hanford & CBC

Graduated from Hanford High School in 1988. Lettered in football (2), basketball (1) and baseball (3). Played safety and wide receiver in football and guard in basketball. Mr. Hustle Award winner in basketball. All-conference shortstop and all-state second baseman senior season. Most Inspirational award winner. MVP of feeder game. . . Played one season at Big Bend CC and one at Columbia Basin. Inspirational award winner at Big Bend freshman season. . . In battle for starting berth at second base. Runs well. . . Born 9-1-69 at Pasco. Has one brother and one sister. Cousin Darren Hoff played at Fresno State and San Jose State. Education major. Plans to be a teacher. Was junior class president. Bats - L. Throws - R.

DAVE JONES

SS-2B, 5-9, 155, Jr., Calgary, Alberta - YVC

Graduated from Dr. E.P. Scarlett High School in 1987. Lettered in volleyball as a setter. . . Played two seasons at Yakima Valley College at shortstop and second base. Batted .250 for the Indians. . . In battle for starting berth at shortstop. Was one of most impressive players in fall drills. . . Born 6-11-69 at White Plains, N.Y. Has one brother. Communications major. Father (Dave) played hockey at North Dakota University. Bats - S. Throws - R.

TOM MAGRUDER

1B-OF, 6-4, 215, Sr., Redmond - Pierce & LCSC

Graduated from Redmond in 1986. Lettered in football and baseball. Second team All-Kingco tight end senior season. Also handled punting duties. . . Played freshman season at Pierce County. Attended Edmonds CC in 1988, but did not play. Played 1989 season at Lewis-Clark State College. Earned letter last spring. Was third leading hitter batting .314 with one home run and 19 RBI. Divided playing time between first base and outfield. Played football last fall earning letter at defensive tackle. . . Is switch hitter. Has good power. Improved strength last summer in weight-training program directed by brother, a nationally-recognized body builder. . . Born 1-24-68 at Bellevue. Has four brothers and two sisters. Brother Randy played football at CWU. Caught 15 passes for 275 yards in 1971 and 25 for 437 in 1972. Scored nine touchdowns. Another brother Richard played at LCSC. . Physical education major. Plans to be a teacher. Bats - S. Throws - R.

YEAR	G	AB	R	H	2B	3B	HR	RBI	BB	SO	SB-A	SF	SAC	HP	AVG	PO	A	E	DP	FA
1990	36	86	15	27	5	1	1	19	6	11	1-3	2	0	5	.314	54	3	2	2	.966

DEAN MARTINEZ

1B-P, 5-10, 175, Jr., Moses Lake - Big Bend

Graduated from Moses Lake in 1988. Two-year letter winner in baseball. Pitched and also played first base and in outfield. All-league pitcher and outfielder. . . Second team all-conference at Big Bend. Had .318 batting average. Played same three position as in high school. Will be used on mound and may also see duty as designated hitter at CWU. . . Born 7-12-70 at Moses Lake. Business major. Was member of DECA in high school. Bats - L. Throws - L.

JIM PAOLETTI

INF-C, 5-10, 170, So., Redmond

Graduated from Redmond in 1988. Three-year letter winner in baseball. Played third base. Team MVP and all-league. . . Attended school, but did not play last year in 1989. Batted .277 in limited duty last year as third baseman and catcher. Can play first, second or third base and can catch. Good hitter and will play somewhere. . . Born 3-31-70 at Seattle. Bats - L. Throws - R.

YEAR	G	AB	R	H	2B	3B	HR	RBI	BB	SO	SB-A	SF	SAC	HP	AVG	PO	A	E	DP	FA
1990	28	47	10	13	2	0	0	7	13	10	0-1	2	5	0	.277	39	43	2	8	.976

LOREN SANDHOP

2B, 5-8, 150, So., Wenatchee

Graduated from Wenatchee in 1988. Lettered in football (2) and baseball (2). Honorable mention All-Big Nine defensive back senior season. First team all-league third baseman senior season. . . Redshirted in 1989. Earned letter last year. Batted .308 in 13 plate appearances. Excellent defensive player. . . Born 2-1-70 at Wenatchee. Biology education major. Plans to be secondary school teacher and coach. Was active in honor society and student government in high school. B - R. T - R.

YEAR	G	AB	R	H	2B	3B	HR	RBI	BB	SO	SB-A	SF	SAC	HP	AVG	PO	A	E	DP	FA
1990	9	13	2	4	2	0	0	3	2	3	0-0	0	0	0	.308	4	9	0	1	1.000

ERIC SAWYER

3B, 5-10, 215, Fr., Prairie

Graduated from Prairie in 1989. Lettered in football (3) and baseball (3). All-conference quarterback. Team Captain and Most Inspirational award winner. Also won Scott Olson Memorial award. All-conference junior and senior seasons in baseball. All-state senior season. Team captain. Played on two state championship teams. .Redshirted last year. Hits with power. .Born 3-19-71 at Phoenix, Ariz. Communications major. Wants to be sportscaster. Played in high school band. Has two brothers. Bats - R. Throws - R.

OUTFIELD**JOHN ANDERSON**

6-0, 175, So., Aberdeen - Green River

Graduated from Aberdeen in 1987. Lettered in baseball. Played shortstop, second base and outfield. First team all-league senior season. Batted .360. .Played 1990 season at Green River. .Has good arm and foot speed. Needs experience at this level. .Born 8-25-68 at Vancouver. Physical education major. Plans to be teacher and coach. Has one brother. Bats - L. Throws - R.

RUSH CHAMBLIN

5-10, 155, So., Spanaway - Bethel

Graduated from Bethel in 1988. Lettered in football (2) and baseball (3). Coaches Award winner in football. Played split end. Coaches Award winner, Inspirational award and first team all-league in baseball. Played in all-star game. .Redshirted in 1989. Used primarily as courtesy runner and defensive replacement last year. Has improved greatly with bat. Excellent speed. .Born 2-26-69. Law enforcement major. Plans career in FBI. High School activities included sergeant-of-arms in student council. Bats- L. Throws - L.

YEAR	G	AB	R	H	2B	3B	HR	RBI	BB	SO	SB-A	SF	SAC	HP	AVG	PO	A	E	DP	FA
1990	11	2	6	0	0	0	0	0	2	0	1-1	0	0	0	.000	1	2	1	0	.750

BRENT JOHNSON

5-11, 175, Sr., Seattle - Shorecrest & Bellevue CC

Graduated from Shorecrest High School in 1987. Lettered in baseball (3) and football (1). All-Wesco and All-Area outfielder senior season. Played safety in football. .Played two seasons at Bellevue Community College. All-tournament at 1989 NWAACC event. .Batted .211 last year, but ranked third in team in walks with 16 and tied for fourth in runs scored with 15. Excellent defensive outfielder and has improved offensively. .Born 4-2-69 at Seattle. Social science major. Bats - L. Throws - L.

YEAR	G	AB	R	H	2B	3B	HR	RBI	BB	SO	SB-A	SF	SAC	HP	AVG	PO	A	E	DP	FA
1990	33	57	15	12	1	1	0	4	16	10	5-7	1	1	0	.211	36	0	3	0	.923

JEFF JOHNSON

5-9, 175, Fr., Kittitas

Graduated from Kittitas High School in 1989. Lettered in football (4), baseball (4) and basketball (1). All-league tailback in football. Offensive MVP. Played shortstop in baseball. All-league, captain and inspirational award winner. Mr. Hustle award in basketball. Played point guard. .Redshirted last spring at Spokane Falls. Played football at SFCC. .Born 2-7-71 at Ellensburg. Nutrition/fitness major. Was active in student government in high school. Has one sister, who is married to former CWU All-American Joe Dawson. Dawson set a CWU school-record with 16 home runs in 1988, leading Wildcats to berth in NAIA World Series. Bats - R. Throws - R.

TODD SIBLEY

6-0, 195, So., Snohomish

Graduated from Snohomish in 1988. Lettered in football (2), baseball (2) and wrestling (3). Played strong safety in football and third base in baseball. Competed in state wrestling competition in 168-pound weight division. . .Has turned out for football as well as baseball at CWU. . .Born 6-30-70 at Everett. Finance major. Plans career in sales and investments. Has one brother and two sisters. Bats - R. Throws - R.

SEAN SIEMON

6-1, 170, Sr., Ephrata - Big Bend

Graduated from Ephrata in 1985. Two-year letter winner in baseball as pitcher - outfielder. . .Played two seasons at Big Bend. All-league pitcher and all-league outfielder for Vikings. Batted .333 in 18 at bats before becoming ineligible at end of winter quarter last year. Can chase down the ball in centerfield. . .Born 10-24-67 at Riverside, Calif. Leisure services major. Has three brothers and one sister. Bats - L. Throws - L.

YEAR	G	AB	R	H	2B	3B	HR	RBI	BB	SO	SB-A	SF	SAC	HP	AVG	PO	A	E	DP	FA
1990	9	18	2	6	1	0	1	2	0	3	0-1	0	1	1	.333	19	4	0	0	1.000

YEAR	W	L	Sv	IP	H	2B	3B	HR	R	ER	BB	SO	HP	WP	SB	SAC	ERA	G	GS	CG	GF
1990	1	2	0	14.1	19	2	1	1	13	10	7	7	0	2	5	3	6.28	3	3	0	0

MICKEY MCGILL

6-2, 190, Sr., Seattle - Ballard

Graduated from Ballard in 1985. Earned two letters in baseball at second base. Second team All-Metro senior season. Played two seasons at Edmonds CC. Second team Northern Division first baseman freshman season in 1988. . .Second-leading hitter on team last year with .330 average. Led team in runs scored with 19 and tied for team lead in doubles with eight. Had six hits in nine at bats in two playoff games. . .Ineligible because of 15-quarter rule at beginning of season pending appeal to NAIA. . .Good athlete. Can run and hits ball to all fields. Can play first base as well as outfield. . .Born 11-4-67 at Seattle. Has two sisters. Leisure services major. Bats - R. Throws - R.

YEAR	G	AB	R	H	2B	3B	HR	RBI	BB	SO	SB-A	SF	SAC	HP	AVG	PO	A	E	DP	FA
1990	34	91	19	30	8	0	1	13	20	19	8-11	0	0	1	.330	72	4	4	2	.950

Date	Opponent	Site	Pitchers & Home Runs
Feb. 22	1 Washington	6 H	Martin , Hoey (2), Ferguson (5), Johnson (7), Nelson (8), Dixon (9) HR - Sagmoen
Feb. 24	0 Washington	4 H	Simeon , Fall (5)
Feb. 24	5 Washington	7 H	Alumbaugh, Shrader (1), Schmiedeskamp (7)
Feb. 25	9 Washington	10 H	Hoey, Martin (4), Johnson (7), Dixon (7) HR - Sagmoen
Feb. 25	6 Washington	13 H	Nelson , Ferguson (3), Schmiedeskamp (4), Dixon (7)
Mar. 3	4 Gonzaga (9i)	5 A	Hoey, Schmiedeskamp (9)
Mar. 3	0 Gonzaga	10 A	Nelson , Shrader (1), Martin (4)
Mar. 4	0 Gonzaga	11 A	Dixon , Ferguson (2), Fall (5)
Mar. 4	4 Gonzaga	14 A	Simeon , Johnson (5), Fall (5) HR - Sagmoen
Mar. 9	1 College of Idaho	17 I	Hoey , Fall (5)
Mar. 9	9 Lewis-Clark State	13 A	Ferguson , Shrader (5), Schmiedeskamp (7), Fall (8) HR - Magruder (GS)
Mar. 17	2 Eastern Washington	5 A	Hoey , Shrader (6) HR - Simeon
Mar. 17	6 Eastern Washington	3 A	Simeon , <u>Nelson</u> (7)
Mar. 31	4 Eastern Oregon	5 H	Pepper, Martin (7) HR - Kamacho, Herrick
Mar. 31	6 Eastern Oregon	5 H	Hoey
Apr. 4	3 Eastern Oregon	1 A	Hoey, Thomas (5), <u>Shrader</u> (7) HR - Glenn
Apr. 4	12 Eastern Oregon	13 A	Martin , Brinkworth (2), Fall (2), Schmiedeskamp (3), Shrader (3) HR - Gibson, McGill
Apr. 9	2 *Whitman	1 H	Budnick
Apr. 9	2 *Whitman	0 H	Dixon
Apr. 11	3 *Whitworth (10i)	2 H	Pepper, Hoey (9) HR - Herrick
Apr. 12	12 Washington State	13 A	Nelson, Thomas (2), Shrader (2), Hoey (5)
Apr. 12	5 Washington State	18 A	Alumbaugh , Schmiedeskamp (1), Fall (3), Ferguson (5) HR - Herrick
Apr. 14	1 Lewis-Clark State	21 A	Budnick , Thomas (3), Nelson (3)
Apr. 15	4 Lewis-Clark State	2 A	Dixon
Apr. 15	0 Lewis-Clark State	8 A	Ferguson , Pedersen (5), Alumbaugh (6)
Apr. 18	4 *Pacific Lutheran	9 A	Pepper , Shrader (5) HR - Kamacho
Apr. 18	3 *Pacific Luth. (8i)	2 A	Hoey
Apr. 21	6 *Puget Sound	7 A	Dixon, Nelson (3), Ferguson (5), Pepper (8)
Apr. 29	3 *Puget Sound	0 H	Pepper
Apr. 29	5 *Puget Sound	3 H	Hoey , Budnick (7), <u>Ferguson</u> (7) HR - Kamacho
May 2	14 *Pacific Lutheran	10 H	Pepper, Dixon (3), Ferguson (6) HR - Simmelink, Kamacho
May 4	7 Eastern Washington	5 H	Martin , Shrader (7), <u>Nelson</u> (7)
May 4	3 Eastern Washington	8 H	Nelson , Budnick (4)
May 7	0 Lewis-Clark State	2 H	Dixon , Shrader (6)
May 7	6 Lewis-Clark State	4 H	Pedersen, Brinkworth (4), Johnson (6)
May 8	9 *at Whitman (forfeit)	0 A	
May 11	6 Whitworth	7 H	Pepper
May 11	10 Whitworth	13 H	Hoey , Martin (2), Ferguson (2), Dixon (5) HR - Herrick

*District game 1 - Lewiston. Pitcher of record boldfaced. Saves underlined.

Won-Loss Records

Overall	14-24	Extra Innings	2-1	Sunday	3-5
District	6-2	Win Streak	4	Monday	3-1
Home	9-10	Loss Streak	12	Tuesday	1-0
Away	5-13	February	0-5	Wednesday	4-2
Neutral	0-1	March	2-8	Thursday	0-3
Doubleheaders	2-6-7	April	8-7	Friday	1-5
DH Games	10-20	May	4-4	Saturday	2-8

Multi-Hit Games: 4 - Herrick; 3 - McGill 4, Herrick 2, Kamacho 2, Magruder 2, Richter.

Pinch-Hitting: Sandhop 2-2, Paoletti 2-5, Gibson 1-1, Glenn 1-2, McGuire 1-4, Lewis 0-2, Magruder 0-2, Kappenman 0-3, Simmelink 0-3, Richter 0-2, McGill 0-1, Sagmoen 0-1, Johnson 0-0, Herrick 0-0, Totals 7-27. BB - Paoletti, Gibson, Johnson. SO - Kappenman 3, Lewis, Simmelink, Glenn, Richter. RBI - Paoletti 2, McGuire 2, Glenn 2, Herrick, Sandhop, Lewis. 2B - Paoletti, McGuire, Glenn. SF - Lewis, Herrick. S - Gibson. HBP - Glenn.

DISTRICT 1 REVIEW

Final Standings	W	L	PCT	W	L	PCT
Central Washington	8	2	.800	14	24	.368
Whitworth	6	2	.750	19	19	.500
Pacific Lutheran	8	4	.667	16	18	.471
Puget Sound	4	6	.400	11	22	.333
Whitman	0	12	.000	5	31	.139
Lewis-Clark State				50	14	.781

District Playoffs (May 11 at Ellensburg)

Whitworth 7-13, Central Washington 6-10

West Coast Area Playoffs (May 17-19 at Portland)

May 17 Lewis & Clark 4, Whitworth 0; Hawaii Pacific 5, California Lutheran 2
 May 18 California Lutheran 5, Whitworth 1 (loser out); Lewis & Clark 11, Hawaii Pacific 1; California Lutheran 4, Hawaii Pacific 3 (loser out)
 May 19 California Lutheran 8, Lewis & Clark 4; Lewis & Clark 20, Cal Lutheran 6 (championship)

NAIA World Series (May 25-June 1 at Lewiston)

May 25 Lewis-Clark State 8, Lewis & Clark (Ore.) 0
 May 26 Lewis-Clark State 13, Grand Canyon 9
 May 28 St. Francis, Ill. 9, Lewis-Clark State 8
 May 29 Lewis-Clark State 11, St. Rose, N.Y. 3
 May 31 Lewis-Clark State 5, Southeastern Oklahoma 3
 June 2 Lewis-Clark State 9, Auburn-Montgomery 4 (championship)

District 1 Statistical Leaders (Top 25 Batting; Top 10 other categories)

BATTING: Average - 1. Bob Morris, PLU, .405; 5. Dave Herrick .364; 16. Mickey McGill .330; 21. Tom Magruder .314. **Runs** - 1. Todd Anderson, LCSC, 66. **Hits** - 1. Mark Rasmussen, LCSC, 90. **Doubles** - 1. Mark Rasmussen, LCSC, 22. **Triples** - 1. Kris Sagmoen, CWU; Mike DeKneef, LCSC; Glenn Baxley, LCSC; Paul Montmeny, PLU, 3 each. **Home Runs** - 1. Greg Umfleet, LCSC, 13; 9. Dave Herrick, CWU, & Jamie Kamacho, CWU, 4. **RBI** - 1. Mark Rasmussen, LCSC, 64. **Stolen Bases** - 1. Todd Anderson, LCSC, 15-19; 5. Todd Gibson, CWU, 9-9; 6. Mickey McGill, CWU, 8-11. **PITCHING: Wins** - 1. Mark Yockey, LCSC, 12; 9. Andy Hoey, CWU, 4. **Earned Run Average** - 1. Mark Yockey, LCSC, 2.03.

NAIA District 1 All-Stars

1B	Don Montgomery	Jr.	Lewis-Clark State
2B	Dean Banks	Jr.	Lewis-Clark State
3B	Dave Herrick	Sr.	Central Washington
SS	Mike Dekneef	Jr.	Lewis-Clark State
IF	Paul Reyes	Sr.	Whitworth
OF	Mark Rasmussen	Sr.	Lewis-Clark State
OF	Todd Anderson	Jr.	Lewis-Clark State
OF	Greg Umfleet	Jr.	Lewis-Clark State
OF	Kevin Aldridge	Jr.	Whitworth
C	Jason Mangold	So.	Pacific Lutheran
C	Matt Wilson	Jr.	Puget Sound
P	Mark Yockey	Sr.	Lewis-Clark State
P	Eddie Eugenio	Sr.	Whitworth
P	Byron Kaerstner	Jr.	Pacific Lutheran
DH	Bob Morris	Jr.	Pacific Lutheran

Player-of-the-Year - Mark Yockey, Lewis-Clark State. **Coach-of-the-Year** - Ed Cheff, Lewis-Clark State.

All-West Coast (Area 1): SS - Mike DeKneef, LCSC. OF - Greg Umfleet, LCSC; Mark Rasmussen, LCSC. P - Mark Yockey, LCSC. DH - Bob Morris, Pacific Lutheran. Player-of-the-Year - Mark Yockey, LCSC.

All-Americans: First Team - Mark Yockey, LCSC. Honorable Mention - Mike Dekneef, LSCS; Mark Rasmussen, LCSC; Greg Umfleet, LCSC; Bob Morris, PLU.

CWU AWARD WINNERS

MVP - Dave Herrick
Inspirational - Jeff Pepper
Captains - Dave Herrick, Jamie Kamacho
Steve Orrell Award - Duey Dixon

Letter winners - Andy Hoey (4), Dave Herrick (2), Jamie Kamacho (2), Pat McGuire (2), John Martin (2), Dan Richter (2), Jeff Pepper (2), Duey Dixon (2), Mike Ferguson (2), Ken Shrader (2), Mickey McGill, Tom Magruder, Loren Sandhop. Jim Paoletti, Kris Sagmoen, Barry Glenn, Todd Gibson, Brent Johnson, Garrett Simmelink, Brian Knight, John Hessel, Rush Chamblin, Scott Budnick, Brady Nelson.

INDIVIDUAL GAME BESTS

Batting

At Bats - 5 Many
Runs - 4 Jamie Kamacho vs. Pacific Lutheran (5-2)
Hits - 4 Dave Herrick vs. Pacific Lutheran (5-2)
Doubles - 2 Jamie Kamacho vs. Gonzaga (3-3)
Triples - 1 Kris Sagmoen (3), Tom Magruder, Brent Johnson
Home Runs - 1 Many
RBI - 5 Tom Magruder vs. LCSC (3-9)
Steals - 2 Todd Gibson (2), Pat McGuire, Kris Sagmoen
Caught Steal - 1 Many
Sac. Flies - 1 Many
Sac. Bunts - 1 Many
Total Sacr. - 1 Many
Hit By Pitch - 2 Jamie Kamacho vs. UW (2-25), Dan Richter vs. UW (2-24)
Put Outs - 14 Tom Magruder vs. Washington (2-24)
Assists - 8 Kris Sagmoen vs. Whitworth (5-11)
Errors - 3 Barry Glenn vs. LCSC (3-9), Kris Sagmoen vs. C. of Idaho (3-9)
Double Plays - 2 Many
Walks - 3 Brent Johnson vs. Whitworth (5-11)
Strikeouts - 3 Mickey McGill vs. Puget Sound (4-21)
Grounded DP - 1 Many
Passed Balls - 3 Garrett Simmelink vs. Whitworth (5-11)

Pitching

Innings - 8 Andy Hoey (2), Jeff Pepper
At Bats - 30 Andy Hoey vs. Gonzaga (3-3)
Hits - 12 Andy Hoey vs. College of Idaho (3-9)
Doubles - 3 Brady Nelson 3 vs. LCSC (4-14)
Triples - 2 Karlos Schmiedeskamp vs. WSU (4-12), Ken Shrader vs. UW (2-24)
Home Runs - 2 Duey Dixon, Troy Fall, Mike Ferguson
Runs - 13 Andy Hoey vs. College of Idaho (3-9)
Earned Runs - 10 Andy Hoey vs. College of Idaho (3-9), Brady Nelson vs. LCSC (4-14)
Walks - 7 Duey Dixon vs. LCSC (5-7)
Strike Outs - 9 Andy Hoey vs. EOSC (3-31), Jeff Pepper vs. UPS (4-29)
Hit By Pitch - 3 Scott Budnick vs. LCSC (4-14)
Wild Pitches - 4 Andy Hoey vs. College of Idaho (3-9)
Stolen Bases - 6 Andy Hoey vs. Gonzaga (3-3)
Sacrifices - 3 Duey Dixon vs. Puget Sound (4-21)

THE RECORD BOOK

RECORD VS. OPPONENTS

Opponent	Wilson Era				All-Time				First-Last
	W	L	T	PCT	W	L	T	PCT	
Boise State					1	2	0	.333	1971-1977
Concordia	1	0	0	1.000	2	0	0	1.000	1981-1988
Eastern Washington	6	11	0	.353	110	81	1	.576	1928-1990
Eastern Oregon	11	6	0	.647	43	23	2	.652	1972-1990
Gonzaga	1	7	0	.125	25	45	0	.357	1950-1990
Judson Baptist					4	4	0	.500	1982-1983
Idaho					4	10	0	.286	1969-1978
College of Idaho	2	2	0	.500	2	2	0	.500	1987-1990
Laverne College					3	4	0	.429	1969-1973
Lewis-Clark State	8	14	0	.364	25	87	2	.223	1969-1990
Linfield	4	0	0	1.000	4	2	0	.667	1971-1989
Montana State					2	0	0	1.000	1969-1970
Oregon Tech					9	6	0	.600	1971-1984
Pacific Lutheran	11	3	0	.786	58	30	0	.659	1948-1990
Portland State					1	8	0	.111	1982-1986
Puget Sound	12	2	0	.857	55	17	1	.764	1949-1990
Seattle					27	40	1	.403	1947-1986
Seattle Pacific					36	25	1	.590	1949-1969
Southern Oregon					8	3	0	.727	1971-1974
U.S. International					1	1	0	.500	1968-1983
Washington	1	9	0	.100	13	63	1	.171	1958-1990
Washington State	0	14	0	.000	5	41	0	.109	1956-1990
Western Oregon					10	8	0	.556	1968-1983
Whitman	7	0	0	1.000	31	11	1	.738	1928-1990
Whitworth	8	15	0	.348	76	71	0	.517	1947-1990
William Jewell					0	2	0	.000	1968-1970
Western Washington					58	30	0	.659	1927-1981
Willamette					1	3	0	.250	1949-1986
One-year series*	7	3	0	1.000	16	10	1	.571	1966-1988
Junior Colleges					35	11	0	.761	1947-1973
Non-Colleges					12	7	0	.632	1928-1958
TOTALS	77	86	0	.472	675	647	11	.511	1927-1990

*One-year series: 1966 - St. Martin's 2-0; 1968 - Lewis & Clark 1-0-1, Sul Ross 1-0, Pfeiffer 1-0, Georgia Southern 0-1; 1970 - E. Montana 1-0, Montana 1-0, Pembroke State 0-1; 1971 - Claremont-Mudd 2-0; 1978 - BYU 0-1; 1983 - Massachusetts 0-1, UCSD 0-1, San Diego State 0-1, Santa Barbara 0-1; 1988 - Northwest Nazarene 1-0, Utah 1-0, Portland 1-1, Azusa Pacific 1-0, Dallas Baptist 1-0, Grand Canyon 0-1, Georgetown 0-1.

COACHES

					Conference			Years
	W	L	T	PCT	W	L	PCT	
Roy Sandburg	10	8	0	.556				1927-29
Arnie Faust	67	65	0	.508	19	22	.463	1947-53
Warren Tappen	65	32	1	.670	24	5	.828	1954-57
Jim Nylander	80	75	1	.516	33	30	.524	1958-65
Jim Pearson	7	12	0	.368	1	7	.125	1966
Dean Nicholson	10	14	0	.417	7	5	.583	1967
Gary Frederick	234	147	7	.614	108	37	.745	1968-78
Lee Day	44	61	2	.419	7	4	.636	1979-81
Mike Dunbar	29	65	0	.309	0	8	.000	1982-83
Dale Ehler	52	82	0	.388	7	2	.778	1984-86
Ken Wilson	77	86	0	.472				1987-90
TOTALS	675	647	11	.511	205	120	.631	1927-29, 47-90

SEASON WON-LOSS RECORDS

Year	W	L	T	Conference			Year	W	L	T	Conference		
				W	L	Finish					W	L	Finish
1927	0	2	0				1970	32	8	0	11	1	1st
1928	4	4	0				1971	18	16	0	7	4	1st
1929	6	2	0				1972	25	13	1	14	4	2nd
1930-46	No baseball						1973	13	12	1	10	7	2nd
1947	5	13	0	3	8		1974	23	10	0	13	2	1st
1948	7	9	0	1	5	3rd	1975	23	13	1	10	2	1st*
1949	14	9	0	6	2	1st*	1976	22	10	1	10	2	1st*
1950	16	4	0	7	1	1st*	1977	20	16	1	11	1	1st**
1951	7	7	0				1978	10	27	0	5	7	
1952	9	9	0				1979	19	15	1			
1953	9	15	0	2	6	3rd	1980	13	22	0	7	4	2nd
1954	12	10	0	6	2	1st**	1981	12	24	1			
1955	17	7	1	4	1	1st**	1982	26	22	0			
1956	23	2	0	8	0	1st*	1983	3	43	0	0	8	1st
1957	13	13	0	6	2	1st**	1984	17	22	0	5	0	1st
1958	11	13	1	6	2	1st**	1985	20	29	0	2	2	1st(T)***
1959	12	8	0	5	3	2nd	1986	15	31	0			
1960	9	7	0	4	3	2nd	1987	17	23	0			
1961	12	7	0	4	4	1st(T)	1988	29	22	0			
1962	8	11	0	4	4	2nd	1989	17	17	0			
1963	11	6	0	4	4	2nd	1990	14	24	0			
1964	9	11	0	3	5								
1965	8	12	0	3	5	3rd	Conferences: Winco East, 1947-48; Evergreen Conference East, 1949-50, 1953-66; Evergreen 1967-74, 83-84; Evergreen North, 1975-78, 80, 85. *Won playoff for Evergreen Conference title. **Lost playoff. ***No playoff held. CWU forfeited 7 conference games in 1983, but was not stripped of title.						
1966	7	12	0	1	7	3rd							
1967	10	14	0	7	5	3rd							
1968	24	11	1	8	4	1st(T)							
1969	24	11	1	9	3	1st							

CWU PLAYOFF HISTORY

District					Regionals					Nationals				
YEAR	W	L	Finish	Site	YEAR	W	L	Finish	Site	YEAR	W	L	Finish	Site
1968	2	0	1st	Tacoma	1968	3	0	1st	Medford	1968	2	2	3rd	St. Joseph
1969	2	1	1st	Ellensburg	1969	2	2	2nd	Medford	1970	0	2	---	Phoenix
1971	2	0	1st	Ellensburg	1970	3	0	1st	Medford	1988	1	2	7th	Lewiston
1972	2	0	1st	Lewiston	1971	2	2	2nd	K-Falls					
1973	0	2	2nd	Lewiston	1972	3	2	2nd	Portland					
1974	1	2	2nd	Ellensburg	1988	3	0	1st	Azusa, Calif.					
1975	0	2	2nd	Lewiston										
1976	0	2	2nd	Lewiston										
1977	0	2	2nd	Lewiston										
1979	0	2	2nd	Lewiston										
1982	0	2	2nd	Lewiston										
1983	1	2	2nd	Lewiston										
1984	1	2	3rd	Spokane										
1985	2	2	2nd	Ellensburg										
1987	1	2	2nd	Spokane										
1988	2	1	1st	Ellensburg										
1989	1	2	2nd	Spokane										
1990	0	2	2nd	Ellensburg										

INDIVIDUAL BATTING

		Game
At Bats	7	Mark Sterns (Pacific Lutheran, 5-13-84); Brian Baddley (Portland, 3-27-88); Ron Kostick (Lewis Clark, 5-6-88)
Runs	5	Jerry E. Jones (Othello AF, 4-29-58); Mark Countryman (Puget Sound, 5-2-82), Mike McGuire (Eastern Oregon, 4-10-82); Brian Baddley (Puget Sound, 4-15-89); Cory Skalisky (Puget Sound, 4-15-89)
Hits	5	Bill Trask (Pacific Lutheran, 4-16-55), Dick Carlson (WSU, 4-7-56), Bill Walker (Yakima Valley, 4-22-70), Greg Mooney (Puget Sound, 5-4-83), Marc Greeley (Puget Sound, 5-5-87; Whitworth, 4-23-88), Bob Cornwell (Whitworth, 5-8-87); Cory Skalisky (Puget Sound, 4-15-89)
Doubles	3	Greg Mooney (Judson Baptist, 4-14-83)
Triples	2	Nine (Last was George Farrah, Concordia, 3-13-88)
Home Runs	3	Britt Stone (Seattle, 5-1-82), Stu Hanson (Whitworth, 5-5-55), Art Vivanco (Seattle, 3-27-86)
Total Bases	13	Britt Stone (Seattle, 5-1-82); Cory Skalisky (Puget Sound, 4-15-89)
RBI	9	Britt Stone (Seattle, 5-1-82); Cory Skalisky (Puget Sound, 4-15-89)
Walks	4	Billy Carlow (3), Gary Corra, Steve Hart, Mark Countryman, Blake Johnson, Charlie Lewis, Troy Phelps, Roger Nicoli, George Carberry, Dave Bozett, Joe Dawson, Greg Dixon, Doug Tuft
Strikeouts	5	Brett Nelson (Lewis Clark State, 5-6-88)
Stolen Bases	4	Ty Gorton (Idaho, 3-21-74), Marc Greeley (EWU, 4-10-86)
Caught Stealing	2	Greg Mooney (Puget Sound, 5-4-83), Marc Greeley (Puget Sound, 4-30-86), Tim Ruane (Whitworth 4-5-86); Pat McGuire (Eastern Washington, 4-10-89)
Sacrifice Flys	2	Jon Naranjo (Whitman, 5-7-82); Mike Creagon (Western Washington, 3-27-81), Jerry Jones (Gonzaga, 5-8-53); Mike Minniti (Seattle, 5-10-85)
Sacrifice Bunts	2	Mark Countryman (Seattle, 5-1-82), Art Vivanco (Whitworth, 4-13-85), Jim Willie (Lewis-Clark State, 4-18-87)
Total Sacrifices	3	Art Vivanco (Whitworth, 4-13-85)
Hit By Pitch	2	Darryl Johnson (Washington, 3-10-84), Rick McGrath (Lewis-Clark State 4-11-87, Whitworth 5-8-87); Brian Baddley (Utah, 3-25-88, and Eastern Oregon 3-29-88); Joe Dawson (Eastern Washington, 4-1-88); Jamie Kamacho (Washington, 2-25-90); Dan Richter (Washington, 2-24-90)
GIDP	3	Pat Allen (Lewis-Clark State, 4-22-83), Bob Cornwell (Lewis-Clark State, 4-11-87)
Hits, Doubleheader	9	Greg Mooney (Puget Sound, 5-4-83)
Home Runs, DH	3	Britt Stone (Seattle, 5-1-82), Art Vivanco (Seattle, 3-27-86)
RBI, Doubleheader	10	Britt Stone (Seattle, 5-1-82), Art Vivanco (Seattle, 3-27-86)
Consecutive Hits	11	Greg Mooney (Seattle, 5-3-83, and Puget Sound, 5-4-83), Gregg Kallian (EOSC, 4-20-74, and SOSOC, 4-26-74)
Consecutive HRs	3	Stu Hanson (Whitworth, 5-5-55)
Consecutive Walks	7	Billy Carlow (Eastern Oregon, 5-3-81, & Lewis-Clark State, 5-7-81)
Cons. Games, HR	4	Joe Dawson (Whitworth, 5-14-88; Azusa Pacific, 5-19-88; Linfield, 5-20-88 & 5-21-88)

Season

Games	49	Mike Minniti (1985), Tim Ruane (1985), Marc Greeley (1988), Joe Dawson (1988)
At Bats	162	Joe Dawson (1988)
Runs	59	Tim Slavin (1982)
Hits	72	Tim Slavin (1982)
Doubles	19	Mike McGuire (1983), Mike Minniti (1985)
Triples	5	Billy North (1968), Jim Vanderys (1972)
Home Runs	16	Joe Dawson (1988)
Grand Slams	3	John Schiller (1989)
Total Bases	117	Joe Dawson (1988)
Slugging PCT.	.740	Cory Skalisky (1989)
RBI	52	Joe Dawson (1988)
Walks	56	Mark Countryman (1982)
Strikeouts	40	Joe Dawson (1988)
Stolen Bases	29	Billy North (1968)
Caught Stealing*	8	Marc Greeley (1988)
SB PCT. (Min. 10)*	.929	Tim Slavin, 13-14 (1982)
Sacrifice Flys*	6	Britt Stone (1983)

Sacrifice Bunts*	8	Don Pettie (1985)
Total Sacrifices	12	Jim Spencer (1974)
Hit By Pitch	8	Joe Dawson (1988), Brian Baddley (1988)
Batting Avg.	.478	Dave Herrick (1989)
Game Winning RBI*	7	Marc Greeley (1988)
GIDP*	11	Britt Stone (1983)
Consecutive Games*	75	Mike Minniti (26 in 1984, 49 in 1985)
Cons. Games, Hit*	23	Joe Dawson (1988); Cory Skalisky (1989)
Cons. Games, RBI*	13	Jerry Atamanchuk (1982)
Cons. Stolen Bases*	13	Mike Beeson (1979)
Most Pinch Hits*	7	Mark Stern (1983)

*Since 1979.

Career

Games	158	Marc Greeley (1985-88)
At Bats	473	Marc Greeley (1985-88)
Runs	126	Marc Greeley (1985-88)
Hits	156	Marc Greeley (1985-88)
Doubles	32	Bill Walker (1968-70)
Triples	9	Bill Walker (1968-70)
Home Runs	21	Joe Dawson (1985-88)
Total Bases	244	Marc Greeley (1985-88)
Slugging PCT.	.633	Britt Stone (1982-83)
RBI	112	Marc Greeley (1985-88)
Walks	75	Marc Greeley (1985-88)
Strikeouts	74	Joe Dawson (1985-88)
Stolen Bases	65	Marc Greeley (1985-88)
Caught Stealing*	20	Marc Greeley (1985-88)
SB PCT. (Min. 20)*	.929	Dave Klovdahl, 26-28 (1964-67)
Sacrifice Flies*	9	Joe Dawson (1985-88)
Sacrifice Bunts*	10	Don Pettie (1984-86)
Total Sacrifices	16	Jim Spencer (1974-75)
Hit By Pitch	14	Brian Baddley (1988-89)
Batting Avg.	.413	Dave Herrick (1989-90)
Game-Winning RBI*	10	Marc Greeley (1985-88)
GIDP*	15	Britt Stone (1982-83)
Most Pinch Hits*	8	Mark Stern (1983-84)

*Since 1979

INDIVIDUAL FIELDING

Game

Put Outs	16	Bob Schultz (Pacific Lutheran, 5-11-85)
Assists	9	Marc Greeley (Eastern Oregon 3-14-86)
Errors	5	Mickey Naish (Seattle, 4-20-51)
Double Plays	4	Mark Stern (Eastern Oregon, 5-5-84), Dan Kain (Gonzaga, 3-31-84), Bob Schultz (PLU, 5-11-85), Marc Greeley (PLU, 5-11-85)
Passed Balls	3	David Hern (Pacific Lutheran 4-2-86), Kelly Montoya (Pacific Lutheran, 4-22-87); Brian Fischer (Lewis Clark State, 5-6-88 & Eastern Oregon, 4-17-89); Garrett Simmelink (Whitworth, 5-11-90)
Caught Stealing By	3	Mike McGuire (Lewis-Clark State, 5-8-81), Don Pettie (EOSC, 3-15-84, and EWU, 3-17-84)

Season

Put Outs	276	Bill Walker (1970)
Assists	112	Marc Greeley (1988)
Errors	27	Mark Countryman (1982)
Double Plays	27	Bob Schultz (1985)

Fielding Avg.	1.000	Tim Slavin, 73 chances (1982)
Passed Balls	15	Chuck Basteys (1968)
Caught Stealing By	18	Mike McGuire (1983)
Lowest SB PCT.	.593	Greg Douglas, 16-27 (1984)

Career

Put Outs	727	Bill Walker (1968-70)
Assists	337	Marc Greeley (1985-88)
Errors	61	Marc Greeley (1985-88)
Double Plays	65	Marc Greeley (1985-88)
Fielding Avg.	.995	Blake Johnson, 186-187 (1982-84)
Passed Balls	17	Mike McGuire (1980-83)
Caught Stealing By	37	Mike McGuire (1980-83)
Lowest SB PCT.	.628	Greg Douglas, 27-43 (1983-84)

INDIVIDUAL PITCHING

Game

Innings Pitched	14.2	Jim Clifton (Western Washington, 4-18-64)
At Bats	42	Jon Granberg (Lewis-Clark State, 5-10-80), Carl Casperson (Lewis-Clark State, 4-20-86)
Hits	18	Jon Granberg (Lewis-Clark State, 5-10-80)
Doubles	6	Tom Mallory (Eastern Oregon 4-11-86)
Triples	2	Jon Granberg (Lewis-Clark State, 5-10-80); Greg Fry (Washington State, 4-4-84), Gregg Guidi (Lewis-Clark State 3-20-87); Karlos Schmiedeskamp (Washington State, 4-12-90); Ken Shrader (Washington, 2-24-90)
Home Runs	4	Gus Carlson (Lewis-Clark State, 4-29-80); Desi Storey (LCSC, 5-8-81), Rhuel Reedy (Gonzaga, 3-22-86), Arnie Noel (Whitworth 5-8-87); Mike Ferguson (Whitworth, 5-3-89)
Runs	15	Carl Casperson (Whitworth 3-29-86)
Earned Runs	15	Carl Casperson (Whitworth 3-29-86)
Walks	13	Greg Fry (Lewis-Clark State, 3-18-84)
Strikeouts	18	Dave Heaverlo (Eastern Washington, 5-12-72)
Hit Batters	5	Bill Bieloh (Washington, 4-11-58)
HBP, Inning	4	Wayne Wilson (Western Washington, 4-10-48)
Wild Pitches	5	Kevin Zylstra (Pacific Lutheran, 3-26-80); Greg Fry (Lewis-Clark State, 3-18-84)
Balks	2	Carl Casperson (WSU, 3-3-85)
Stolen Bases	8	Earl Azeltine (Lewis-Clark State, 5-7-81)
Sacrifices	5	Kekoa Gabriel (Seattle, 3-22-80)
Cons. Scoreless IP	25	Dave Heaverlo (1972)
Innings, no ER	27.1	Andy Hoey (1990)
Strikeouts, Inning	4	Brent Stevens (Eastern Oregon, 5-3-81)
Consec. Strikeouts	7	Russ Nixon (Whitworth, 5-2-52)

Season

Wins	11	Dave Heaverlo (1970)
Losses	8	Tom Mallory (1986)
Saves	6	Casey Feroglia (1974)
Innings	97.1	Charlie Hatem (1988)
At Bats*	384	Charlie Hatem (1988)
Hits	108	Carl Casperson (1986)
Doubles	22	Carl Casperson (1986), Tom Mallory (1986)
Triples	5	Carl Casperson (1985)
Home Runs	13	Tom Mallory (1986)
Runs	78	Carl Casperson (1986)
Earned Runs	72	Carl Casperson (1986)
Walks	53	Rob Porter (1982)
Strikeouts	116	Dave Heaverlo (1972)
Most Games, 10 Ks	4	Dave Heaverlo (1972)
Hit Batters	9	Charlie Hatem (1988 & 1989), Andy Hoey (1990)

Wild Pitches	16	Rob Porter (1982)
Balks	3	Carl Casperson (1985)
Stolen Bases	20	Charlie Hatem (1988)
Sacrifices	10	Gerry Noy (1983)
Lowest ERA	1.18	Dave Heaverlo (1969)
Games	21	Rob Porter (1981), Dave Williamson (1982)
Games Started	15	Jon Granberg (1982), Charlie Hatem (1988)
Complete Games	9	Dave Heaverlo (1972)
Finished (Relief)	16	Dave Williamson (1983)
Shutouts	4	Dave Heaverlo (1970 & 1972)
Consecutive Wins	9	Dave Heaverlo (1970)
Consecutive Games	5	Mark Remington (4-14 to 4-21-81)
Consecutive Losses	4	Brent Stevens (1980), Earl Bassett (1947), Rob Miller (1986)
Most No-Hitters	2	Dave Heaverlo (1972)

Career

Wins	31	Dave Heaverlo (1969-72)
Losses	22	Carl Casperson (1985-88)
Saves	7	Casey Feroglia (1973-74)
Innings	302	Dave Heaverlo (1969-72)
At Bats*	1042	Carl Casperson (1985-88)
Hits	321	Carl Casperson (1985-88)
Doubles	66	Carl Casperson (1985-88)
Triples	6	Carl Casperson (1985-88)
Home Runs	25	Carl Casperson (1985-88)
Runs	221	Carl Casperson (1985-88)
Earned Runs	181	Carl Casperson (1985-88)
Walks	115	Rob Hippi (1968-70)
Strikeouts	321	Dave Heaverlo (1968-72)
Hit Batters	18	Charlie Hatem (1988-89)
Wild Pitches	22	Greg Fry (1983-84)
Balks	4	Carl Casperson (1985-88)
Stolen Bases Off	40	Andy Hoey (1987-90)
Sacrificies	24	Carl Casperson (1985-88)
Lowest ERA	1.79	Dave Heaverlo (1969-72)
Games	55	Dave Heaverlo (1969-72)
Games Started	44	Carl Casperson (1985-88)
Complete Games	21	Dave Heaverlo (1969-72)
Finished (Relief)	23	Todd Cort (1987-88)
Shutouts	8	Dave Heaverlo (1969-72)
Consecutive Wins	13	Dave Heaverlo (1969-70)
Consecutive Losses	5	Brent Stevens (1980-81)
Most No-Hitters	2	Dave Heaverlo (1969-72)
10 Strikeout Games	8	Dave Heaverlo (1969-72)

TEAM BATTING

At Bats	50	Pacific Lutheran (5-13-84), Lewis Clark (5-6-88)
Runs	35	Whitworth (5-2-47)
Hits	26	Seattle (3-27-86)
Doubles	8	Seattle (5-10-85)
Triples	4	Whitman (5-7-82), Puget Sound (4-21-84), EWU (5-16-47)
Home Runs	8	Whitworth (5-8-87)
Total Bases	47	Whitworth (5-8-87)
RBI	22	Puget Sound (4-18-85)
Walks	17	Idaho (3-21-74)
Strikeouts	18	Seattle (4-10-57)
Stolen Bases	19	Idaho (3-21-74)

Caught Stealing	4	Washington State (2-27-88)
Sacrifice Flies	4	Eastern Oregon (4-2-83)
Sacrifice Bunts	4	Lewis-Clark State (4-23-89)
Hit Batters	5	Washington (2-24-90)
GIDP	4	Portland State (4-16-83), Lewis-Clark State (4-11-87)
LIDP	2	Pacific Lutheran (4-13-83), Whitworth (5-13-83), Washington (3-8-86 & 2-24-90), Eastern Washington (4-22-86), Washington State (4-4-84)
Consecutive Hits	10	Puget Sound (4-18-85)
Consecutive HRs	3	Eastern Oregon (Britt Stone, Jon Naranjo, Mike McGuire, 4-2-83)
Left On Base	16	Eastern Washington (4-28-79), Eastern Oregon (4-20-73)
Runs, First Inning	12	Eastern Washington (5-9-58)
Home Runs, Inning	3	EOSC (4-18-81, Jerry Atamanchuk, Glenn Poland, Desi Storey; & 4-2-83, Stone, Naranjo, McGuire), WWU (4-10-48, McBride, Ralph Sherwood, Dean Nicholson), Whitworth (5-5-55, Stu Hanson, Jerry Jones, Bob Trask), Lewis-Clark (4-18-87, Marc Greeley, Paul Goulet, Bob Cornwell), Whitworth (5-8-87, Joe Dawson 2, Bob Cornwell)
Runs, Inning	16	Whitworth (5-2-47)
Home Runs, DH	9	Whitworth (5-8-87)
Cons. Games, 0 SOs	3	Western Washington (4-19-80 & 4-23-80)
Walks, Inning	9	Washington (4-14-76)
Doubles, Inning	4	Eastern Washington (4-30-55), Seattle (5-10-85)
Triples, Inning	3	Whitworth (4-26-69)

		Season						
Games	51	1988	Slugging PCT.	.485	1988	Sacrifice Bunts	31	1985
At Bats	1510	1988	RBI	335	1982	Total Sacrifices	46	1985
Runs	381	1982	Walks	281	1982	Hit By Pitch	44	1988
Hits	460	1988	Strikeouts	310	1988	Batting Avg.	.325	1983
Doubles	87	1983	Stolen Bases	102	1986	GIDP	41	1983
Triples	23	1968	Caught Stealing	42	1985	LIDP	10	1990
Home Runs	54	1988	Sacrifice Flies*	23	1983	Left On Base	372	1988
Total Bases	733	1988						

TEAM FIELDING

		Game	
Putouts	43	Western Washington (4-14-64)	
Assists	20	Pacific Lutheran (5-13-84 & 5-11-85); Linfield (3-20-89)	
Errors	7	Washington (4-3-79), Lewis-Clark State (4-15-79), Seattle (3-23-80), Judson Baptist (4-4-83), Whitworth (4-5-86)	
Double Plays	4	Gonzaga (3-31-84), Seattle (5-6-84), Eastern Oregon (4-3-79), Pacific Lutheran (5-11-85)	
Passed Balls	3	Lewis-Clark State (4-22-83 & 5-6-88), Pacific Lutheran (4-2-86 & 4-22-87); Eastern Oregon (4-17-89), Whitworth (5-11-90)	

		Season						
Put Outs	1108	1988	Errors	109	1982	Fielding Avg.	.950	1976
Assists	479	1985	Double Plays	43	1984,86	Passed Balls	16	1987, 90

TEAM PITCHING

		Game	
Innings	14.2	Western Washington (4-18-64)	
At Bats	53	Pacific Lutheran (5-13-84)	
Hits	28	Washington (4-29-86)	
Doubles	7	Washington (4-29-86)	
Triples	4	Seattle (4-13-51), WSU (4-7-56)	
Home Runs	7	Lewis-Clark State (5-8-81); Whitworth (5-3-89)	
Runs	29	Washington (4-29-86)	
Earned Runs	28	Washington (4-29-86)	
Walks	18	Lewis-Clark State (3-12-82)	

Strikeouts	18	Eastern Washington (5-12-72)
Hit By Pitch	6	Lewis-Clark State (4-14-90)
Wild Pitches	6	Portland State (3-6-82), Lewis-Clark State (4-22-83), Washington State (4-4-84)
Balks	2	Washington State (3-3-85)
Stolen Bases	9	Eastern Oregon (4-19-81), Lewis-Clark State (5-7-81)
Sacrifices	5	Seattle (3-22-80)
Runs, Inning	17	Lewis-Clark State (4-22-83)

Season

Wins	32	1970	Runs	419	1986	Finished In Relief	42	1983
Losses	31	1986	Earned Runs	354	1986	Shutouts	7	1968
Saves	12	1974	Walks	254	1983	LOB, Opponents	349	1982
Innings	369.1	1988	Strikeouts	291	1972	MISCELLANEOUS RECORDS		
At Bats	1499	1988	Hit Batters	39	1988	Consecutive Wins	19	1956-57
Hits	502	1986	Stolen Bases	73	1981	Consecutive Losses	16	1980-81
Doubles	105	1986	Sacrifices	45	1983	Cons. Games, Not SHO	63	1948-51
Triples	15	1984, 1985	Lowest ERA	2.50	1968	Cons. Games, SHO	3	1980
Home Runs	52	1986	Complete Games	21	1975			

NO-HITTERS

DATE	OPPONENT	SCORE	PITCHER
Apr. 8, 1950	Seattle Pacific	4-0	Don Lannoye , Bob Whitener (5)
Apr. 9, 1954	Seattle Pacific	2-0	Bob Logue
Apr. 27, 1957	Eastern Washington	9-0	Stu Hanson
Apr. 2, 1968	Big Bend CC	16-1	Doug Nelson, D.Benedict (3), Jerry Johnson (5)
Apr. 6, 1968	Western Washington	4-0	Butch Hill
Apr. 6, 1968	Western Washington	6-0	Harvey Kochel
Apr. 4, 1972	Whitman	2-0	Dave Heaverlo
May 12, 1972	Eastern Washington	6-0	Dave Heaverlo
Apr. 25, 1985	Puget Sound	3-0	Gregg Guidi

OPPONENT'S NO-HITTERS

DATE	SCORE	OPPONENT
Apr. 8, 1967	2-4	Rich Anderson, Eastern Washington
Mar. 27, 1971	0-3	Dan Smith, Boise State
Mar. 23, 1972	1-16	Tim Kampa, Idaho
Mar. 20, 1974	0-7	Tracy Harris, Washington State
May 2, 1977	0-6	Glen Johnson, Lewis-Clark State
Mar. 4, 1990	0-10	Bill Walker, Gonzaga

CWU CAREER BASEBALL TOP 10s

BATTING

Games

1. Marc Greeley (1985-88)	158
2. Joe Dawson (1985-88)	141
3. Mike Dorman (1980-83)	127
4. Mike McGuire (1980-83)	125
5. Blake Johnson (1982-84)	113
6. Bill Walker (1968-70)	105
7. Paul Goulet (1985-87)	102
8. Jerry Atamanchuk (1979-82)	98
9. Billy North (1967-69)	93
10. Glenn Poland (1980-83)	92

At Bats

1. Marc Greeley (1985-88)	473
2. Joe Dawson (1985-88)	431
3. Mike Dorman (1980-83)	360
4. Bill Walker (1968-70)	351
5. Mike McGuire (1980-83)	341
6. Blake Johnson (1982-84)	313
7. Gregg Kallian (1973-75)	303
8. Billy North (1967-69)	291
9. Dave Hopkes (1970-73)	290
10. Paul Goulet (1985-87)	288

Runs

1. Marc Greeley (1985-88)	126
2. Joe Dawson (1985-88)	95
3. Billy North (1967-69)	81
4. Mike Dorman (1980-83)	74
5. Jerry Atamanchuk (1979-82)	72
6. Blake Johnson (1982-84)	69
7. Mike Minniti (1984-85)	68
8. Ron Kostick (1988-89)	67
9. Ty Gorton (1974-75)	66
10. Brian Baddley (1988-89)	64

Hits

1. Marc Greeley (1985-88)	156
2. Joe Dawson (1985-88)	137
3. Bill Walker (1968-70)	121
4. Mike McGuire (1980-83)	116
5. Billy North (1967-69)	106
6. Gregg Kallian (1973-75)	105
7. Mike Dorman (1980-83)	104
8. Blake Johnson (1982-84)	97
9. Mike Minniti (1984-85)	95
10. Dave Hopkes (1970-73)	92

Doubles

1. Bill Walker (1968-70)	32
2. Mike McGuire (1980-83)	31
3. Mike Minniti (1984-85)	28
4. Joe Dawson (1985-88)	26
5. Mike Dorman (1980-83)	25

6. Marc Greeley (1985-88)	17
7. Troy Phelps (1983-84)	16
Dave Herrick (1989-90)	16
9. Bob Utecht (1971-73)	15
Britt Stone (1982-83)	15
Paul Goulet (1985-87)	15

Triples

1. Bill Walker (1968-70)	9
2. Billy North (1967-69)	7
Marc Greeley (1985-88)	7
4. Jack Miller (1966-67)	6
Rob Taylor (1979-80)	6
Chuck Satterlee (1950)	6
7. Chris Johnson (1987-88)	5
Dave Klodahl (1964-67)	5
Greg Smith (1968-70)	5
Jim Vanderys (1972)	5
Blake Johnson (1982-84)	5

Home Runs

1. Joe Dawson (1985-88)	21
2. Marc Greeley (1985-87)	19
3. Britt Stone (1982-83)	16
4. Gregg Kallian (1973-75)	11
5. Bill Adkison (1970-71)	10
Troy Phelps (1983-84)	10
7. Jerry Atamanchuk (1979-82)	9
Mike McGuire (1980-83)	9
Mike Minniti (1984-85)	9
10. Five with	8

Total Bases

1. Marc Greeley (1985-88)	244
2. Joe Dawson (1985-88)	234
3. Bill Walker (1968-70)	189
4. Mike McGuire (1980-83)	178
5. Mike Minniti (1984-85)	158
6. Billy North (1967-69)	155
7. Gregg Kallian (1973-75)	154
8. Britt Stone (1982-83)	152
9. Mike Dorman (1980-83)	146
10. Troy Phelps (1983-84)	133

RBI

1. Marc Greeley (1985-88)	112
2. Joe Dawson (1985-88)	110
3. Bill Walker (1968-70)	91
4. Britt Stone (1982-83)	85
5. Mike McGuire (1980-83)	84
6. Gregg Kallian (1973-75)	69
7. Mike Dorman (1980-83)	67
8. Mike Minniti (1984-85)	65
9. Jerry Atamanchuk (1979-82)	61
10. Troy Phelps (1983-84)	58

Walks

1. Marc Greeley (1985-88)	75
2. Joe Dawson (1985-88)	74
3. Mark Countryman (1982-83)	69
4. Ron Kostick (1988-89)	60
5. Brian Baddley (1988-89)	55
6. Dave Bozett (1983-85)	54
7. Mike McGuire (1980-83)	53
Mike Minniti (1984-85)	53
9. Billy Carlow (1981-82)	51
Troy Phelps (1983-84)	51
Tim Ruane (1985-86)	51

Strikeouts

1. Joe Dawson (1985-88)	74
2. Marc Greeley (1985-88)	73
3. Chuck Basteys (1966-69)	59
4. Kim Hammons (1965, 67-69)	58
5. Bill Walker (1968-70)	54
6. Brian Baddley (1988-89)	51
7. Chris Johnson (1987-88)	48
8. Gregg Kallian (1973-75)	47
9. Bob Utecht (1971-73)	46
10. Billy North (1967-69)	44

Stolen Bases

1. Marc Greeley (1985-87)	65
2. Billy North (1967-69)	50
3. Chris Johnson (1987-88)	29
4. Troy Phelps (1983-84)	27
5. Dave Klodahl (1964-67)	26
Mike Beeson (1976-79)	26
7. Blake Johnson (1982-84)	23
8. Ty Gorton (1974-75)	22
9. Mark Countryman (1982-83)	21
Art Vivanco (1985-86)	21
Paul Goulet (1985-87)	21

Caught Stealing

1. Marc Greeley (1985-88)	20
2. Greg Mooney (1983-84)	14
3. Tim Ruane (1985-86)	9
Mike Minniti (1984-85)	9
Mark Countryman (1982-83)	9
6. Blake Johnson (1982-84)	8
Joe Dawson (1985-88)	8
8. Dave Bozett (1983-85)	7
Jerry Atamanchuk (1979-82)	7

SB PCT. (min. 20 att)

1. Dave Klodahl (1964-67)	26-28	.929
2. Eric Brebner (1983-84)	17-20	.850
3. Troy Phelps (1983-84)	27-32	.844
4. Paul Goulet (1985-87)	21-25	.840
5. Chris Johnson (1987-88)	29-35	.829
6. Art Vivanco (1985-86)	21-26	.808

Total Sacrifices		3. Bill Adkison (1970-71)	.597	Fielding Pct. (min. 175 chances)	
1. Jim Spencer (1974-75)	16	4. Mike Minniti (1984-85)	.596	1. Blake Johnson (1982-84)	.995
2. Bill Taylor (1970-71)	13	5. Troy Phelps (1983-84)	.583	2. Dave Gildersleeve (1979)	.988
Mark Maxfield (1973-74)	13	6. Joe Dawson (1985-88)	.543	3. Jim Hipp (1982-83)	.985
4. John Basich (1972-73)	12	7. Bill Walker (1968-70)	.538	4. Ted Taylor (1974-75)	.981
Don Pettie (1984-86)	12	8. Billy North (1967-69)	.533	5. Steve Rittreiser (1979-81)	.979
6. Harvey Klep (1967-68, 71)	11	9. R.J. Williams (1972-73)	.532	6. Gregg Kallian (1973-75)	.978
Art Vivanco (1985-86)	11	10. Mike McGuire (1980-83)	.522	7. Bob Schultz (1983-85)	.978
Tim Ruane (1985-86)	11			8. Bill Walker (1968-70)	.977
Joe Dawson (1985-88)	11			9. Rick McGrath (1986-87)	.976
Ron Kostick (1988-89)	11			10. Dave Hopkes (1970-73)	.970
		FIELDING			
Sacrifice Hits (Since 1979)		Put Outs		PITCHING	
1. Don Pettie (1984-86)	10	1. Bill Walker (1968-70)	727	Wins	
2. Ron Kostick (1988-89)	9	2. Gregg Kallian (1973-75)	473	1. Dave Heaverlo (1969-72)	31
3. Art Vivanco (1985-86)	7	3. Bob Utecht (1971-73)	437	2. Gary Driessen (1954-57)	22
Pat McGurie (1989-90)	7	4. Bob Schultz (1983-85)	374	3. Carl Casperson (1985-88)	21
5. Three with	6	5. Rick McGrath (1986-87)	344	4. Greg Schulte (1969-72)	20
		6. Chuck Basteyns (1966-69)	343	5. Stu Hanson (1954-57)	18
		7. Ted Taylor (1974-75)	315	6. Butch Hill (1965-68)	17
		8. Mike McGuire (1980-83)	299	7. Don Lannoye (1947-50)	15
		9. Mike Gannon (1970-72)	249	Rob Hipp (1968-70)	15
		10. Jon Naranjo (1982-83)	245	9. Billy Lee (1948-51)	14
				10. Harvey Kochel (1968-69)	13
Sacrifice Flies (Since 1979)		Assists		Losses	
1. Joe Dawson (1985-88)	9	1. Marc Greeley (1985-88)	337	1. Carl Casperson (1985-88)	22
2. Rob Taylor (1979-80)	6	2. Art Vivanco (1985-86)	185	2. Jon Granberg (1979-82)	13
Jon Naranjo (1982-83)	6	3. Rob Taylor (1979-80)	169	3. Butch Hill (1965-68)	12
Britt Stone (1982-83)	6	4. Greg Mooney (1983-84)	169	Jim Clifton (1962-65)	12
Tim Ruane (1985-86)	6	5. Jim Spencer (1974-75)	165	5. Earl Azeltine (1978-81)	11
Marc Greeley (1985-88)	6	6. Jerry Atamanchuk (1979-82)	159	Andy Hoey (1987-90)	11
7. Mike McGuire (1980-83)	5	7. Kim Hammons (1965, 67-69)	143	7. Bob Utecht (1971-73)	10
Dan Kain (1981-82, 84-85)	5	8. Bud Fish (1973-74)	138	Jerry St. George (1958-60)	10
Mike Minniti (1984-85)	5	Mike Beeson (1976-79)	138	Tom Mallory (1985-87)	10
		10. Brian Baddley (1988-89)	135	10. Ed Aylward (1966-67, 69)	9
				Brent Stevens (1980-81)	9
Hit By Pitch		Errors		Saves	
1. Brian Baddley (1988-89)	14	1. Marc Greeley (1985-87)	61	1. Casey Feroglia (1973-74)	7
2. Joe Dawson (1985-87)	13	2. Jerry Atamanchuk (1979-83)	36	2. Dave Heaverlo (1969-72)	6
3. Paul Goulet (1985-87)	9	3. Kim Hammons (1965, 67-69)	33	Rusty McEwen (1977-79)	6
Rick McGrath (1986-87)	9	4. Lee Day (1967-69)	30	4. Dave Williamson (1983-84)	5
Chris Johnson (1987-88)	9	Mark Countryman (1982-83)	30	Bill Bieloh (1955-58)	5
6. Marc Greeley (1985-88)	6	6. Jeff Dilley (1979-80)	29		
Mike Gannon (1970-72)	6	Greg Mooney (1983-84)	29		
Steve Rittreiser (1979-81)	6	8. Mike Dorman (1980-83)	26		
Greg Mooney (1983-84)	6	9. Bud Fish (1973-74)	25		
Ron Kostick (1988-89)	6	10. Bill Adkison (1970-71)	24		
				Games	
Batting Avg. (min. 170 at bats)		Double Plays		1. Dave Heaverlo (1969-72)	55
1. Dave Herrick (1989-90)	.413	1. Marc Greeley (1985-88)	65	2. Carl Casperson (1985-88)	53
2. Britt Stone (1982-83)	.371	2. Greg Mooney (1983-84)	41	3. Greg Schulte (1969-72)	44
3. Bill Adkison (1970-71)	.370	3. Art Vivanco (1985-86)	39	4. Andy Hoey (1987-90)	42
4. Ty Gorton (1974-75)	.369	4. Bob Schultz (1983-85)	38	5. Gary Driessen (1954-57)	41
5. Billy North (1967-69)	.364	5. Rick McGrath (1986-87)	37	6. Butch Hill (1965-68)	39
6. Mike Minniti (1984-85)	.358	6. Rob Taylor (1979-80)	26	Jon Granberg (1979-82)	39
7. Troy Phelps (1983-84)	.355	7. Jerry Atamanchuk (1979-82)	25	8. Rob Hipp (1968-70)	37
8. David Hern (1986-87)	.351	Jon Naranjo (1982-83)	25	9. Rob Porter (1982-83)	35
9. Bob Utecht (1971-73)	.348	9. Eric Brebner (1983-84)	24	10. Stu Hanson (1954-57)	34
10. Gregg Kallian (1973-75)	.347	Brian Baddley (1988-89)	24		
Slugging Pct. (min. 170 at bats)					
1. Britt Stone (1982-83)	.633				
2. Dave Herrick (1989-90)	.614				

Games Started

1. Carl Casperson (1985-88)	44
2. Dave Heaverlo (1969-72)	35
3. Gary Driessen (1954-57)	32
4. Butch Hill (1965-68)	31
Jon Granberg (1979-82)	31
6. Rob Hippi (1968-70)	30
7. Greg Schulte (1969-72)	28
8. Stu Hanson (1954-57)	24
9. Charlie Hatem (1988-89)	23
Andy Hoey (1987-90)	23

Complete Games

1. Dave Heaverlo (1969-72)	21
2. Butch Hill (1965-68)	18
3. Gary Driessen (1954-57)	17
4. Jim Clifton (1962-65)	16
5. Rob Hippi (1968-70)	14
Stu Hanson (1954-57)	14
Carl Casperson (1985-88)	14
8. Don Ward (1972-73)	13
Don Lannoye (1947-50)	13
10. Greg Schulte (1969-72)	12
Harvey Kochel (1968-69)	12
Billy Lee (1948-51)	12

Games Finished In Relief

1. Todd Cort (1987-88)	23
2. Rusty McEwen (1977-79)	20
3. Dave Williamson (1983-84)	19
4. Casey Feroglia (1973-74)	18
5. Dave Heaverlo (1969-72)	17
6. Mark Remington (81-82, 84)	15
7. David Crain (1980-83)	14
8. Bill Roark (1985-86)	13
9. Four with	12

Innings

1. Dave Heaverlo (1969-72)	302
2. Carl Casperson (1985-88)	247.2
3. Greg Schulte (1969-72)	213.2
4. Butch Hill (1965-68)	201
5. Jon Granberg (1979-82)	189
6. Rob Hippi (1968-70)	172.2
7. Don Ward (1972-73)	139.1
8. Andy Hoey (1987-90)	137.1
9. Harvey Kochel (1968-69)	133
10. Charlie Hatem (1988-89)	132.1

At Bats (Since 1979)

1. Carl Casperson (1985-88)	1042
2. Jon Granberg (1979-82)	804
3. Andy Hoey (1987-90)	543
4. Charlie Hatem (1988-89)	519
5. Rob Porter (1982-83)	478
6. Jim Clifton (1964-65)	394
7. Tom Mallory (1985-87)	393

8. Brent Stevens (1980-81)	367
9. Earl Azeltine (1978-81)	362
10. Greg Fry (1983-84)	357

Hits

1. Carl Casperson (1985-88)	321
2. Jon Granberg (1979-82)	245
3. Dave Heaverlo (1969-72)	222
4. Butch Hill (1965-68)	184
5. Greg Schulte (1969-72)	161
6. Andy Hoey (1987-90)	154
7. Don Ward (1972-73)	137
8. Charlie Hatem (1988-89)	132
9. Tom Mallory (1985-87)	127
10. Two with	115

Doubles

1. Carl Casperson (1985-88)	66
Jon Granberg (1979-82)	37
3. Tom Mallory (1985-86)	27
4. Charlie Hatem (1988-89)	25
5. Andy Hoey (1987-90)	23
6. Scott Poirier (1984-85)	22
7. Desi Storey (1981-82)	21
8. Rob Porter (1982-83)	19
9. Three with	18

Triples

1. Carl Casperson (1985-88)	6
Jon Granberg (1979-82)	5
3. Greg Lybeck (1983-84)	4
Mark Fisher (1984-85)	4
Greg Fry (1983-84)	4
Dave Iraola (1977-79)	4
Sam Chastain (1965-66)	4

Home Runs

1. Carl Casperson (1985-88)	25
2. Jon Granberg (1979-82)	22
3. Tom Mallory (1985-87)	19
4. Charlie Hatem (1988-89)	16
5. Earl Azeltine (1978-81)	15
Andy Hoey (1987-90)	15
7. Todd Cort (1987-88)	12
8. Dan Kain (1981-82, 85)	11
9. Rob Porter (1982-83)	10

Runs

1. Carl Casperson (1985-88)	221
2. Jon Granberg (1979-82)	172
3. Andy Hoey (1987-90)	118
4. Tom Mallory (1985-87)	108
5. Charlie Hatem (1988-89)	99
6. Butch Hill (1965-68)	93
7. Rob Hippi (1968-70)	90
8. Earl Azeltine (1978-81)	89
9. Rob Porter (1982-83)	87
10. Greg Fry (1983-84)	84

Earned Runs

1. Carl Casperson (1985-88)	181
2. Jon Granberg (1979-82)	120
3. Andy Hoey (1987-90)	92
4. Tom Mallory (1985-87)	85
5. Charlie Hatem (1988-89)	67
6. Rob Porter (1982-83)	66
7. Greg Fry (1983-84)	65
8. Butch Hill (1965-68)	63
9. Rob Hippi (1968-70)	61
10. Dave Heaverlo (1969-72)	60

Walks

1. Rob Hippi (1968-70)	115
2. Carl Casperson (1985-88)	114
3. Andy Hoey (1987-90)	107
4. Greg Fry (1983-84)	90
5. Rob Porter (1982-83)	89
6. Brent Stevens (1980-81)	81
7. Tom Mallory (1985-86)	75
8. Harvey Kochel (1968-69)	72
9. Earl Azeltine (1979-81)	71
10. Two with	67

Strikeouts

1. Dave Heaverlo (1969-72)	321
2. Rob Hippi (1968-70)	224
3. Butch Hill (1965-68)	197
4. Greg Schulte (1969-72)	151
5. Harvey Kochel (1968-69)	139
6. Don Ward (1972-73)	129
7. Carl Casperson (1985-88)	120
8. Rob Porter (1982-83)	104
9. Charlie Hatem (1988-89)	103
10. Mike Hagen (1974-75)	98

Wild Pitches

1. Greg Fry (1983-84)	22
2. Rob Porter (1982-83)	18
3. Jon Granberg (1979-82)	17
Brent Stevens (1980-81)	17
Andy Hoey (1987-90)	17
6. Kevin Marty (1982-83)	16
7. Tom Mallory (1985-87)	15
8. Carl Casperson (1985-88)	14
9. Greg Lybeck (1983-84)	13

Hit Batters

1. Charlie Hatem (1988-89)	18
2. Andy Hoey (1987-90)	16
3. Carl Casperson (1985-88)	14
Jon Granberg (1979-82)	14
5. Greg Lybeck (1983-84)	11
Kyle Smith (1988-89)	11
7. Tom Mallory (1985-87)	9
Brent Stevens (1980-81)	9
Earl Azeltine (1978-81)	9
Todd Cort (1987-88)	9

Stolen Bases Off (Since 1979)

1. Andy Hoey (1987-90)	40
2. Carl Casperson (1985-88)	39
3. Earl Azeltine (1979-81)	29
Jon Granberg (1979-82)	29
5. Charlie Hatem (1988-89)	25
6. Brent Stevens (1980-81)	21
7. Rob Porter (1982-83)	17
John Sinclair (1986)	17
9. Scott Polrier (1984-85)	16

Sacrifices Off (Since 1979)

1. Carl Casperson (1985-88)	24
2. Jon Granberg (1979-82)	19
3. Earl Azeltine (1978-81)	14
Andy Hoey (1987-90)	14
5. Tom Mallory (1985-87)	13

Balks

1. Carl Casperson (1985-88)	4
2. Several with	2

Earned Run Avg. (min. 90 innings)

1. Dave Heaverlo (1969-72)	1.79
2. Greg Schulte (1969-72)	2.06
3. Ed Aylward (1966-67, 69)	2.43
4. Jim Clifton (1964-65)	2.59
5. Todd Wyckoff (1975-76)	2.71
6. Butch Hill (1965-68)	2.82
7. Harvey Kochel (1968-69)	2.91
8. Rob Hippi (1968-70)	3.18
9. Don Ward (1972-73)	3.36

CMU SINGLE SEASON BASEBALL TOP 10s**BATTING****Games**

1. Mike Minniti (1985)	49
Tim Ruane (1985)	49
Marc Greeley (1988)	49
Joe Dawson (1988)	49
5. Tim Slavin (1982)	47
6. Jerry Atamanchuk (1982)	46
7. Six with	44

At Bats

1. Joe Dawson (1988)	162
2. Marc Greeley (1988)	158
3. Tim Slavin (1982)	154
4. Mike Minniti (1985)	148
Tim Ruane (1985)	148
Brian Baddley (1988)	148
7. Mark Prince (1985)	144
8. Jerry Atamanchuk (1982)	140
9. Joe Dawson (1987)	139
10. Blake Johnson (1982)	136
Ron Kostick (1988)	136

Runs

1. Tim Slavin (1982)	59
2. Joe Dawson (1988)	47
3. Mike Minniti (1985)	44
Brian Baddley (1988)	44
5. Mark Countryman (1982)	43
6. Ron Kostick (1988)	40
7. Troy Phelps (1984)	39
Dave Bozett (1985)	39
9. Marc Greeley (1987)	38
Bob Cornwell (1987)	38

Hits

1. Tim Slavin (1982)	72
2. Marc Greeley (1988)	57
3. Joe Dawson (1988)	56
4. Mike Minniti (1985)	53
5. Troy Phelps (1984)	52
Ron Kostick (1988)	52
7. Bill Walker (1970)	50

8. Britt Stone (1983)	49
Jim Vanderys (1972)	49
10. Dave Hopkes (1972)	48
Brian Baddley (1988)	48

Doubles

1. Mike McGuire (1983)	19
Mike Minniti (1985)	19
3. Mark Prince (1985)	12
Bill Walker (1968)	12
5. Jay Buckley (1979)	11
Tim Slavin (1982)	11
Troy Phelps (1984)	11
Jeff Tapp (1986)	11
Joe Dawson (1988)	11
10. Six with	10

Triples

1. Chuck Satterlee (1950)	6
2. Billy North (1968)	5
Jim Vanderys (1972)	5
4. Bill Hiblar (1950)	4
Jack Miller (1967)	4
Marc Greeley (1986)	4
Rick Anderson (1988)	4

Home Runs

1. Joe Dawson (1988)	16
2. Tim Slavin (1982)	8
Britt Stone (1982)	8
Britt Stone (1983)	8
Troy Phelps (1983)	8
Gregg Kallian (1974)	8
Marc Greeley (1987)	8
Cory Skalisky (1989)	8
9. Five with	7

Total Bases

1. Joe Dawson (1988)	117
2. Tim Slavin (1982)	113
3. Troy Phelps (1984)	93
4. Mike Minniti (1985)	89
5. Jim Vanderys (1972)	85
6. Brian Baddley (1988)	84
Marc Greeley (1988)	84

8. Britt Stone (1983)	81
Bill Walker (1970)	81
10. Marc Greeley (1987)	78

RBI

1. Joe Dawson (1988)	52
2. Tim Slavin (1982)	49
3. Jerry Atamanchuk (1982)	46
4. Troy Phelps (1984)	44
5. Britt Stone (1982)	43
Marc Greeley (1988)	43
7. Britt Stone (1983)	42
8. Cory Skalisky (1989)	39
9. Bob Cornwell (1987)	38
10. Marc Greeley (1987)	35

Walks

1. Mark Countryman (1982)	56
2. Dave Bozett (1985)	37
3. Mike Minniti (1985)	35
Joe Dawson (1988)	35
5. Ron Kostick (1988)	34
6. Tim Slavin (1982)	32
Tim Ruane (1985)	32
8. Charlie Lewis (1983)	28
Brian Baddley (1988)	28
10. Five with	27

Strikeouts

1. Joe Dawson (1988)	40
2. Brian Baddley (1988)	39
3. Chuck Basteyns (1968)	29
4. Chris Johnson (1987)	28
5. Brett Nelson (1988)	26
6. Jim Spencer (1974)	25
Randy Loren (1976)	25
Bill Walker (1968)	25
9. Bob Utecht (1972)	24
Marc Greeley (1988)	24

Stolen Bases

1. Billy North (1969)	29
2. Marc Greeley (1988)	25
3. Troy Phelps (1984)	21
4. Mark Countryman (1982)	20

5. Billy North (1968)	19
6. Chris Johnson (1987)	18
7. Mike Beeson (1979)	16
8. Eric Brebner (1984)	15
Bob Moawad (1963)	15
Joe Dawson (1986)	15
Art Vivanco (1986)	15
Marc Greeley (1987)	15

Caught Stealing

1. Marc Greeley (1988)	8
2. Mike Minniti (1985)	7
Greg Mooney (1983)	7
Greg Mooney (1984)	7
5. Mark Countryman (1982)	6

SB PCT. (min. 10 att)

1. Dave Kloudahl (1965) 13-13	1.000
2. Tim Slavin (1982) 13-14	.929
3. David Gettman (1980) 11-12	.917
4. Bob Moawad (1964) 9-10	.900
5. Art Vivanco (1986) 15-17	.882
6. Brian Baddley (1988) 14-16	.875
7. Jay Buckley (1979) 12-14	.857
Chris Johnson (1987) 18-21	.857
9. Paul Goulet (1986) 11-13	.846
10. Mike Beeson (1979) 16-19	.842

Sacrifice Hits (Since 1979)

1. Don Pettie (1985)	8
2. Ron Kostick (1988)	6
Pat McGuire (1990)	6
4. Tim Ruane (1985)	5
Art Vivanco (1985)	5
6. Mike Dorman (1979)	4
Eric Brebner (1984)	4

Sacrifice Flies (Since 1979)

1. Britt Stone (1983)	6
2. Dan Kain (1981)	5
3. Rob Taylor (1979)	4
Tim Ruane (1985)	4
Rick Anderson (1988)	4

Total Sacrifices

1. Jim Spencer (1974)	12
2. Bill Taylor (1971)	9
Mark Maxfield (1974)	9
Tim Ruane (1985)	9
5. Butch Hill (1968)	8
Dan Kain (1981)	8
Don Pettie (1985)	8
Ron Kostick (1988)	8

Hit By Pitch

1. Brian Baddley (1988)	8
Ron Kostick (1988)	8
3. Paul Goulet (1986)	7

4. Brian Baddley (1989)	6
5. Ron Kostick (1989)	5
Mike Baker (1976)	5
Rick McGrath (1987)	5
Chris Johnson (1988)	5
Tom Magruder (1990)	5

Batting Avg. (min. 2ab/team game)

1. Dave Herrick (1989)	.478
2. Tim Slavin (1982)	.468
3. Billy North (1969)	.443
4. Cory Skalisky (1989)	.430
5. Mike McGuire (1983)	.423
6. David Hern (1987)	.413
7. Ty Gorton (1974)	.409
8. Greg McDonald (1976)	.400
9. Troy Phelps (1984)	.400
10. Gregg Kallian (1974)	.398

Slugging PCT. (min. 2ab/team game)

1. Cory Skalisky (1989) 74-100	.740
2. Tim Slavin (1982) 113-154	.734
3. Joe Dawson (1988) 117-162	.722
4. Troy Phelps (1984) 93-130	.715
5. Mike McGuire (1983) 75-111	.676
6. Gregg Kallian (1974) 69-103	.670
7. Jim Vanderys (1972) 85-127	.669
8. Dave Herrick (1989) 60-90	.667
9. Marc Greeley (1987) 78-121	.645
10. Britt Stone (1983) 81-126	.643

FIELDING

Putouts

1. Bill Walker (1970)	276
2. Bob Schultz (1985)	274
3. Bob Utecht (19720)	249
4. Bill Walker (1968)	244
5. Gregg Kallian (1975)	217
6. Chuck Basteyns (1968)	216
7. Rick McGrath (1987)	214
8. Gregg Kallian (1974)	213
9. Bill Walker (1969)	207
10. Jim Hipp (1982)	205

Assists

1. Marc Greeley (1988)	112
2. Jerry Atamanchuk (1981)	101
3. Marc Greeley (1986)	100
4. Art Vivanco (1985)	96
5. Kris Sagmoen (1990)	94
6. Mark Countryman (1982)	92
7. Art Vivanco (1986)	89
Greg Mooney (1983)	89
9. Jim Spence (1974)	88
10. Rob Taylor (1980)	87

Errors

1. Mark Countryman (1982)	27
2. Marc Greeley (1988)	19
3. Jerry Atamanchuk (1981)	18
4. Pat Allen (1983)	17
Marc Greeley (1986)	17
Marc Greeley (1987)	17
7. Bob Kelley (1972)	16
Eric Brebner (1984)	16
Greg Mooney (1983)	16
Jeff Tapp (1986)	16

Double Plays

1. Bob Schultz (1985)	27
2. Art Vivanco (1986)	23
3. Dave Gildersleeve (1979)	22
Marc Greeley (1988)	22
Eric Brebner (1984)	22
6. Greg Mooney (1984)	21
Rick McGrath (1987)	21
8. Jon Naranjo (1983)	20
Greg Mooney (1983)	20
Marc Greeley (1986)	20

Fielding PCT. (min. 60 chances)

1. Dave Hopkes (1970)	91	1.000
2. Tim Slavin (1982)	73	1.000
3. Blake Johnson (1984)	62	1.000
4. Bill Walker (1968)	257	.992
5. Steve Rittreiser (1979)	121	.992
6. Gregg Kallian (1974)	223	.991
7. Chris Johnson (1988)	102	.990
8. Dennis Ward (1971)	91	.989
9. Dave Gildersleeve (1979)	167	.988
10. Rick McGrath (1987)	230	.987

PITCHING

Wins

1. Dave Heaverlo (1970)	11
2. Butch Hill (1968)	9
3. Gary Driessen (1956)	8
Stu Hanson (1956)	8
Greg Schulte (1970)	8
Dave Heaverlo (1971)	8
Dave Heaverlo (1972)	8
Greg Schulte (1972)	8
Charlie Hatem (1988)	8
Carl Casperson (1988)	8

Losses

1. Tom Mallory (1986)	8
2. Carl Casperson (1986)	7
Rod Gibson (1984)	7
Dave Lukens (1978)	7
5. Carl Casperson (1985)	6

Saves

1. Casey Feroglia (1974)	6
2. Dave Williamson (1983)	5
3. Mark Remington (1981)	4
Jerry Johnson (1968)	4
Warren Craig (1970)	4
Rusty McEwen (1977)	4
7. Eight with	3

Games

1. Rob Porter (1983)	21
Dave Williamson (1983)	21
3. Todd Cort (1988)	18
Charlie Hatem (1988)	18
5. Dave Heaverlo (1970)	17
6. Dave Heaverlo (1972)	16
Carl Casperson (1988)	16
8. Jon Granberg (1982)	15
Rusty McEwen (1978)	15
Tom Mallory (1986)	15

Games Started

1. Jon Granberg (1982)	15
Charlie Hatem (1988)	15
3. Carl Casperson (1986)	13
Carl Casperson (1988)	13
Tom Mallory (1986)	13
6. Butch Hill (1968)	12
Dave Heaverlo (1972)	12
8. Eight with	11

Complete Games

1. Dave Heaverlo (1972)	9
2. Butch Hill (1968)	8
Carl Casperson (1986)	8
Charlie Hatem (1988)	8
5. Seven with	7

Games Finished In Relief

1. Dave Williamson (1983)	16
2. Casey Feroglia (1974)	13
Todd Cort (1988)	13
4. Mark Remington (1981)	11
5. Todd Cort (1987)	10
6. Rob Porter (1982)	9
Bill Roark (1985)	9
8. Dan Kain (1985)	8
Jim Lindberg (1960)	8
Rusty McEwen (1977)	8

Innings

1. Charlie Hatem (1988)	97.1
2. Dave Heaverlo (1971)	95.1
3. Dave Heaverlo (1970)	92
4. Jon Granberg (1982)	87.2
5. Carl Casperson (1986)	84.1
6. Dave Heaverlo (1971)	76.2

7. Don Ward (1972)	73.2
Tom Mallory (1986)	73.2
9. Harvey Kochel (1968)	72.1
10. Butch Hill (1968)	72

At Bats

1. Charlie Hatem (1988)	384
2. Jon Granberg (1982)	362
3. Carl Casperson (1986)	349
4. Tom Mallory (1986)	313
5. Jim Clifton (1964)	275
6. Carl Casperson (1988)	266
7. Jon Granberg (1980)	263
8. Rod Gibson (1984)	256
9. Rob Porter (1983)	251
10. Sam Chastain (1965)	233

Hits

1. Carl Casperson (1986)	108
2. Jon Granberg (1982)	107
3. Tom Mallory (1986)	100
4. Charlie Hatem (1988)	94
5. Rod Gibson (1984)	87
6. Jon Granberg (1980)	80
7. Dave Heaverlo (1971)	78
8. Carl Casperson (1988)	76
9. Carl Casperson (1987)	72
10. John Sinclair (1986)	71

Doubles

1. Carl Casperson (1986)	22
Tom Mallory (1986)	22
3. Charlie Hatem (1988)	18
4. Mike Voelkel (1984)	17
Carl Casperson (1988)	17
6. Jon Granberg (1980)	16
7. Carl Casperson (1985)	15
Rod Gibson (1984)	15
Desi Storey (1982)	15
10. Four with	14

Triples

1. Carl Casperson (1985)	5
2. Sam Chastain (1965)	4
Dave Iraola (1979)	4
Mark Fisher (1985)	4

Home Runs

1. Tom Mallory (1986)	13
2. Carl Casperson (1986)	9
Carl Casperson (1987)	9
Jon Granberg (1982)	9
Charlie Hatem (1988)	9
6. Jon Granberg (1981)	8
Earl Azeltine (1981)	8
Rod Gibson (1984)	8
Todd Cort (1988)	8
Andy Hoey (1989)	8

Runs

1. Carl Casperson (1986)	78
2. Tom Mallory (1986)	77
3. Mark Fisher (1985)	65
Jon Granberg (1982)	65
5. Rod Gibson (1984)	63
Charlie Hatem (1988)	63
7. John Sinclair (1986)	59
8. Carl Casperson (1988)	57
9. Rob Hippi (1970)	53
10. Jon Granberg (1980)	52

Earned Runs

1. Carl Casperson (1986)	72
2. Tom Mallory (1986)	61
3. Jon Granberg (1982)	50
4. John Sinclair (1986)	49
5. Carl Casperson (1988)	45
6. Mark Fisher (1985)	43
7. Rhuel Reedy (1986)	42
Rod Gibson (1984)	42
Rob Porter (1982)	42
10. Brian Wagner (1986)	38

Walks

1. Rob Porter (1982)	53
2. Greg Fry (1984)	50
3. Tom Mallory (1986)	49
Bill Wells (1987)	49
5. Rob Hippi (1970)	44
6. Brent Stevens (1980)	43
7. Charlie Hatem (1988)	42
8. Carl Casperson (1986)	41
9. Scott Wingerter (1985)	40
Greg Fry (1983)	40
Harvey Kochel (1969)	40

Strikeouts

1. Dave Heaverlo (1972)	116
2. Rob Hippi (1969)	85
3. Charlie Hatem (1988)	83
4. Rob Hippi (1970)	78
Dave Heaverlo (1970)	78
Dave Heaverlo (1971)	78
Don Ward (1973)	78
8. Harvey Kochel (1969)	75
9. Harvey Kochel (1968)	64
10. Jim Clifton (1964)	62
Butch Hill (1968)	62

Wild Pitches

1. Rob Porter (1982)	16
2. Brent Stevens (1981)	15
Greg Fry (1984)	15
4. Tom Mallory (1986)	10
5. Kevin Marty (1982)	9
Carl Casperson (1986)	9
7. Five with	8

Hit Batters

1. Charlie Hatem (1988)	9
Charlie Hatem (1989)	9
Andy Hoey (1990)	9
4. Tom Mallory (1986)	8
5. Kyle Smith (1989)	7
Carl Caspersen (1988)	7
Todd Cort (1988)	7
8. Greg Lybeck (1983)	6
Brent Stevens (1980)	6
Jon Granberg (1982)	6

Stolen Bases Off (Since 1979)

1. Charlie Hatem (1988)	20
2. Andy Hoey (1990)	18
3. John Sinclair (1986)	17
4. Scott Wingerter (1985)	16
5. Rod Gibson (1984)	13
Carl Caspersen (1987)	13
Earl Azeltine (1980)	13

8. Scott Poirier (1985)	12
Tom Mallory (1986)	12
Earl Azeltine (1981)	12
Jon Granberg (1982)	12

Balks

1. Carl Caspersen (1985)	3
2. Scott Wingerter (1985)	2
Tom Mallory (1986)	2
Mark Fisher (1985)	2
Harvey Kochel (1968)	2
Rob Hippi (1968)	2
Charlie Hatem (1988)	2

Sacrifices Off (Since 1979)

1. Gerry Noy (1983)	10
2. Earl Azeltine (1981)	9
Tom Mallory (1986)	9

4. Mike Voelkel (1984)	8
Carl Caspersen (1986)	8
Greg Fry (1984)	8
Kekoa Gabriel (1980)	8
Jon Granberg (1980)	8
9. Brian Wagner (1986)	7
Dave Iraola (1979)	7
Jon Granberg (1982)	7
Duey Dixon (1990)	7

Earned Run Avg. (min. 35 innings)

1. Dave Heaverlo (1969)	1.18
2. Greg Schulte (1970)	1.40
3. John Robinett (1975)	1.42
4. Dave Heaverlo (1970)	1.47
5. Dave Heaverlo (1972)	1.51
6. Butch Hill (1967)	1.72
7. Ed Aylward (1969)	1.82
8. Harvey Kochel (1968)	1.87
9. Jim Clifton (1964)	1.88
10. Ed Aylward (1967)	1.88

1975 Gregg Kallian (1b)	1977 Mike Ammerman (of)	1983 Mike McGuire (c)	1974 Casey Feroglia (p)
1975 Jim Spencer (ss)	1977 Mike Beeson (util)	1983 Charlie Lewis (2b)	1974 Ted Taylor (c)
1975 Jim Busey (3b)	1977 Tim Sund (ss)	1983 Greg Mooney (ss)	1974 Bud Fish (ss)
1975 Ty Gorton (util)	1977 Greg McDonald (3b)	1983 Britt Stone (DH)	1982 Desl Storey (p)
1975 Dave Mills (of)	1977 Dave Lukens (p)	1983 Blake Johnson (of)	
1975 Jim Swanson (of)	1978 Mike Beeson (2b)	1985 Gregg Guidi (p)	Honorable Mention
1976 Todd Wyckoff (p)	1978 Jay Buckley (3b)	1985 Scott Wingerter (p)	1954 Dick Carlson (3n)
1976 Stan Renecker (c)	1978 Roger Valentine (of)	1985 Jeff McShane (c)	1954 Gary Driessen (p)
1976 Jim Busey (3b)	1978 Ken Aries (p)	1985 Mark Prince (3b)	1974 Jim Spencer (2b)
1976 Mark Kramer (of)	1982 Britt Stone (c)	1985 Mike Minniti (of)	1982 Jim Hipp (1b)
1976 Rick Mitchell (of)	1982 Tim Slavin (of)		1982 Mark Countryman (ss)
1976 Greg McDonald (ss)	1982 Jon Naranjo (of)	Second Team	1982 Jerry Atamanchuk (DH)
1977 Rick Mitchell (of)	1983 Rob Porter (p)	1974 Rex Easley (p)	1982 Jon Granberg (p)

WILDCAT AWARD WINNERS

Captains

1947 Ralph Sherwood	1977 Tim Sund	1957 No record	1990 Jeff Pepper
1948 Ralph Sherwood	1978 Mike Beeson	1958 Chuck Degman	
1949 Bob McCullough	1979 Mike Beeson	1959 Chuck Degman	Steve Orrell Award
1950 Ralph Sherwood	1980 Jeff Dilley	1960 Bob Lowe	1972 Dave Heaverlo
1951 Danny Iyall	1981 Gary Corra	1961 Tom Sisul	Greg Schulte
Dick Satterlee	1982 Tim Slavin	1962 No record	1973 John Basich
1952 Lloyd Comer	1983 Mike Dorman	1963 No record	1974 Mark Maxfield
1953 Russ Watkins	Mike McGuire	1964 Norm Bland	1975 Jim Spencer
1954 Russ Watkins	1984 Troy Phelps	1965 Norm Webstad	1976 Neal White
1955 No record	Greg Mooney	1966 No record	1977 Greg LeClair
1956 Jerry Jones	1985 Mike Minniti	1967 Jack Miller	1978 Mike Ammerman
1957 Chuck Burdulis	Dave Bozett	1968 Wayne Gibson	1979 Rob Taylor
1958 Jim Nelson	Jeff McShane	1969 Kim Hammons	1980 Dan Brooks
1959 Jim Nelson	1986 Don Pettie	1970 Rusty Morrison	1981 Steve Hart
1960 No record	1987 Bob Cornwell	1971 Bill Adkison	1982 Jon Granberg
1961 Bill Arney	1988 Joe Dawson	1972 Jim Vandersys	1983 Mike McGuire
1962 Art Ellis	1989 Ron Kostick	1973 John Basich	1984 Greg Douglas
1963 No record	Brian Baddley	1974 Ty Gorton	1985 Bob Schultz
1964 Art Ellis	1990 Dave Herrick	1975 Ted Taylor	1986 Art Vivanco
1965 Gordy Prentice	Jamie Kamacho	1976 Neal White	1987 Joe Dawson
1966 No record		1977 Greg LeClair	1988 Charlie Hatem
1967 John Jameson	Inspirational	1978 Roger Valentine	1989 Dave Herrick
1968 Butch Hill	1947 Bill Burd	1979 Jay Buckley	1990 Duey Dixon
1969 Lee Day	1948 No record	1980 Rob Taylor	
1970 Bill Walker	1949 Harvey Wood	1981 Mike McGuire	Most Valuable Player
1971 Bill Adkison	1950 Harvey Wood	1982 Billy Carlow	1983 Mike McGuire
1972 Dave Heaverlo	1951 Harvey Wood	1983 Mike McGuire	1984 Troy Phelps
Greg Schulte	1952 Corky O'Grady	1984 Blake Johnson	1985 Mike Minniti
1973 Dave Hopkes	1953 Dick Gemmill	1985 Jeff McShane	1986 Paul Goulet
1974 Bud Fish	1954 Tex Main	1986 Rick McGrath	1987 Marc Greeley
1975 Ty Gorton	1955 No record	1987 Rick McGrath	1988 Marc Greeley
1976 Jim Busey	1956 Walt Woolley	1988 Brian Baddley	1989 Cory Skalisky
		1989 Brian Baddley	1990 Dave Herrick




JIM PAOLETTI
Utility



JASON PEDERSEN
Pitcher




LOREN SANDHOP
Second Base



ERIC SAWYER
Third Base




TODD SIBLEY
Outfield



SEAN SIEMON
OF-P



LEN SMIT
Pitcher



KEVIN SMITH
Pitcher




MIKE THOMAS
Pitcher




DAVE UTSCHINSKI
Pitcher


COACHING STAFF




DAVE WALKER
Pitcher



KEN WILSON
Head Coach



CORY SKALISKY
Assistant Coach



MIKE UTSCHINSKI
Assistant Coach

ABOUT THE UNIVERSITY



DON GARRITY
University President

For nearly a century Central Washington University has provided quality education for the citizens of the state of Washington. It is one of six state-supported institutions offering baccalaureate and graduate degrees.

Originally known as Washington State Normal School, the institution became Central Washington College of Education in 1937, Central Washington State College in 1961 and Central Washington University in 1977.

Now CWU is considered one of the top smaller comprehensive universities in the country. Central earned that distinction when **U.S. News & World Report** published results of an extensive national survey of college presidents.

CWU tied for seventh place in the smaller comprehensive universities category for schools west of the Mississippi River and placed in the Top 15 in the nation.

Central is a residential university which offers one of the best living programs found anywhere. The accommodations, food and excellent staff provide for a rewarding experience.

Students have outstanding facilities for their learning experi-

ences. More than half of the major campus buildings have been constructed since 1966. The excellent facilities do not stop with new buildings. Central has increased its total number of library holdings to 454,651. And campus technical facilities range from television studios to science laboratories.

The University's 350 acres include 100 classrooms in 21 academic halls and 28 student housing complexes. And Central's faculty has earned a reputation for academic quality and integrity. CWU's faculty are teachers above all else, and they take the time to meet the needs of their students.

Central, which was founded in 1891 with four teachers and 86 students, enjoys a setting convenient to the mountains in one direction and the desert in the other. Only minutes away through the surrounding farm and ranch lands of the Kittitas Valley are some of the best skiing and hunting in the state, as well as national parks, alpine lakes and meadows, wilderness areas and rushing rivers for fishing and floating.

Ellensburg is a small quite farming and ranching community which likes have a state university in its center.

1991 CENTRAL WASHINGTON UNIVERSITY BASEBALL ROSTER — BY POSITION

NO.	PITCHERS	Pos.	Ht.	Wt.	B-T	Cl.	Exp.	Birth	Hometown (School)
28	Eric Brinkworth	P	6-7	220	L-L	Jr.	SQ	7-10-69	Kent (Friendswood, Tex. - EWU)
18	Kirk Johnson	P	6-0	210	R-R	Sr.	SQ	4-24-68	Everett (Mariner - Shoreline CC)
15	Brady Nelson	P	6-1	165	R-R	So.	1V	5-15-71	Federal Way (Decatur)
3	Mike Thomas	P	5-11	170	L-L	So.	RS	5-2-70	Yelm (YVC)
21	Greg Feeder	P-SS	6-0	190	R-R	Jr.	JC	8-23-69	Seattle (Blanchet - YVC)
29	Jeff Leggett	P	6-1	177	R-R	Jr.	JC	3-24-69	Kent (Kent-Meridian - GRCC)
22	Mike Leininger	P	6-1	186	L-L	Jr.	JC	8-2-68	Moses Lake (Big Bend)
40	Chris McCallum	P	6-3	250	R-R	Jr.	JC	3-8-69	Marysville (SVCC)
34	Jason Pedersen	P	6-5	200	L-L	So.	SQ	12-28-70	Kent (Kentridge)
20	Len Smit	P	6-1	190	R-L	Jr.	JC	10-20-68	Lynden (Lynden Christian - SVCC)
26	Kevin Smith	P	6-2	205	R-R	Jr.	JC	8-5-70	Bellevue (Interlake - BCC)
33	Dave Utschinski	P	6-4	235	R-R	Jr.	JC	11-8-67	Renton (Kennedy - YVC)
11	Dave Walker	P	5-8	150	R-R	Jr.	JC	11-26-67	Bainbridge (Olympic CC)

NO.	CATCHERS	Pos.	Ht.	Wt.	B-T	Cl.	Exp.	Birth	Hometown (School)
17	Chad Bala	C	6-0	200	R-R	Jr.	JC	3-9-70	Renton (YVC & GRCC)
19	Brett Meek	C	6-0	185	S-R	So.	JC	12-30-64	Bremerton (Olympic CC)
27	Trever Olsen	C	6-0	185	R-R	Jr.	HS	9-30-68	Edmonds

NO.	INFIELDERS	Pos.	Ht.	Wt.	B-T	Cl.	Exp.	Birth	Hometown (School)
14	Barry Glenn	3B	6-1	190	L-R	Sr.	1V	7-11-67	Yakima (West Valley - LCC)
25	Tom Magruder	1B-OF	6-4	215	S-R	Sr.	1V	1-24-68	Redmond (Pierce & LCSC)
13	Jim Paoletti	3B-C	5-10	170	L-R	So.	1V	3-31-70	Redmond
10	Loren Sandhop	2B	5-8	150	R-R	So.	1V	2-1-70	Wenatchee
8	Scott Chamberlain	INF-OF	5-9	170	R-R	Jr.	JC	5-29-70	Tenino (YVC)
6	Ryan Hoff	2B	5-11	160	L-R	Jr.	JC	9-1-69	Richland (Hanford - CBC)
12	Dave Jones	SS-2B	5-9	155	S-R	Jr.	JC	6-11-69	Calgary, Alberta (YVC)
23	Dean Martinez	1B-P	5-10	175	L-L	Jr.	JC	7-12-70	Moses Lake (Big Bend)
16	Eric Sawyer	3B	5-10	215	R-R	Fr.	HS	3-19-71	Prairie

NO.	OUTFIELDERS	Pos.	Ht.	Wt.	B-T	Cl.	Exp.	Birth	Hometown (School)
4	Rush Chamblin	OF	5-10	155	L-L	So.	1V	2-26-69	Spanaway (Bethel)
24	Brent Johnson	OF	5-11	175	L-L	Sr.	1V	4-2-69	Seattle (Shorecrest - Bellevue CC)
7	Sean Siemon	OF-P	6-1	170	L-L	Sr.	SQ	10-24-67	Ephrata (BBCC)
2	John Anderson	OF	6-0	175	L-R	So.	JC	8-25-68	Aberdeen (Green River CC)
36	Jeff Johnson	OF	5-9	175	R-R	Fr.	RS	2-7-71	Kittitas
9	Todd Sibley	OF	6-0	195	R-R	So.	HS	6-30-70	Snohomish

Head Coach - Ken Wilson (30). Assistants - Cory Skalisky (32), Mike Utschinski (31).

NUMERICAL ROSTER

2 John Anderson	11 Dave Walker	19 Brett Meek	27 Trever Olsen
3 Mike Thomas	12 Dave Jones	20 Len Smit	28 Eric Brinkworth
4 Rush Chamblin	13 Jim Paoletti	21 Greg Feeder	29 Jeff Leggett
6 Ryan Hoff	14 Barry Glenn	22 Mike Leininger	33 David Utschinski
7 Sean Siemon	15 Brady Nelson	23 Dean Martinez	34 Jason Pedersen
8 Scott Chamberlain	16 Eric Sawyer	24 Brent Johnson	36 Jeff Johnson
9 Todd Sibley	18 Kirk Johnson	25 Tom Marguder	40 Chris McCallum
10 Loren Sandhop	17 Chad Bala	26 Kevin Smith	