

1-1-1997

# 1997-1998 Central Washington University Men's Basketball Media Guide

Central Washington University Athletics

Follow this and additional works at: [http://digitalcommons.cwu.edu/cwu\\_athletics\\_media\\_guides](http://digitalcommons.cwu.edu/cwu_athletics_media_guides)

---

## Recommended Citation

Central Washington University Athletics, "1997-1998 Central Washington University Men's Basketball Media Guide" (1997). *Media Guides and Press Books*. Book 88.  
[http://digitalcommons.cwu.edu/cwu\\_athletics\\_media\\_guides/88](http://digitalcommons.cwu.edu/cwu_athletics_media_guides/88)

This Article is brought to you for free and open access by the CWU Athletics Collections at ScholarWorks@CWU. It has been accepted for inclusion in Media Guides and Press Books by an authorized administrator of ScholarWorks@CWU.

# Central Washington University 1997-98 MEN'S BASKETBALL MEDIA GUIDE

## 1997-98 CWU HOOP SCHEDULE

| NOVEMBER |                     | SITE       | TIME |
|----------|---------------------|------------|------|
| 8        | <b>Alumni</b>       | Ellensburg | 7:00 |
| 14       | Washington State    | Pullman    | 7:05 |
| 15       | Seattle Pacific     | Seattle    | 7:30 |
| 22       | Seattle             | Seattle    | 7:00 |
| 28       | Eastern Oregon      | Portland   | 6:00 |
| 29       | Warner Pacific Inv. | Portland   | 6/8  |


| DECEMBER |                        |            |      |
|----------|------------------------|------------|------|
| 6        | Lewis-Clark State      | Yakima     | 8:00 |
| 13       | <b>Son Blue Angels</b> | Ellensburg | 7:00 |
| 18       | Lewis-Clark State      | Lewiston   | 7:00 |
| 30       | Eastern Washington     | Cheney     | 7:05 |

| JANUARY |                          |              |      |
|---------|--------------------------|--------------|------|
| 2       | CS-San Bernardino        | Seattle      | 5:30 |
| 3       | UC-Davis                 | Seattle      | 5:30 |
| 15      | BYU-Hawaii               | Laie, HI     | 9:30 |
| 17      | Hawaii Pacific           | Honolulu, HI | 9:30 |
| 22      | <b>Lewis-Clark State</b> | Ellensburg   | 7:00 |
| 24      | <b>Evergreen State</b>   | Ellensburg   | 7:00 |
| 29      | Western Washington       | Bellingham   | 7:00 |
| 31      | Simon Fraser             | Burnaby      | 7:00 |

| FEBRUARY |                           |            |      |
|----------|---------------------------|------------|------|
| 5        | Evergreen State           | Olympia    | 7:30 |
| 7        | <b>St. Martin's</b>       | Ellensburg | 7:00 |
| 9        | <b>Seattle Pacific</b>    | Ellensburg | 7:00 |
| 12       | <b>BYU-Hawaii</b>         | Ellensburg | 7:00 |
| 14       | <b>Hawaii Pacific</b>     | Ellensburg | 7:00 |
| 19       | <b>Western Washington</b> | Ellensburg | 7:00 |
| 21       | St. Martin's              | Lacey      | 7:00 |
| 26       | Lewis-Clark State         | Lewiston   | 7:00 |
| 28       | <b>Simon Fraser</b>       | Ellensburg | 7:00 |

**PNWAC Playoffs:** March 4, 7, 10 **NAIA Nationals:** March 17-23 (at Tulsa, Okla.) \*Pacific Northwest Athletic Conference game

Listen to all Wildcat Men's Basketball games on KXLE (1240 AM) or call **TEAMLINE** (1-800-846-4700 Extension 9892). A major credit card is required.



# 1997-98 BASKETBALL ROSTER

| No. | Name            | Pos. | Ht.  | Cl. | Exp. | Hometown (School)                |
|-----|-----------------|------|------|-----|------|----------------------------------|
| 10  | Justin Bursch   | G    | 6-1  | Fr. | HS   | Spokane (Ferris)                 |
| 13  | Keith Hennig    | G    | 6-1  | Jr. | JC   | Longview (R.A. Long - LCC)       |
| 22  | Simon Dubiel    | G    | 6-0  | Jr. | JC   | Bellingham (Sehome-Centralia CC) |
| 23  | Grady Fallon    | F    | 6-3  | Sr. | 3V   | Toledo                           |
| 24  | Matt Easley     | G    | 6-1  | Jr. | JC   | Gig Harbor (Peninsula - HCC)     |
| 25  | Tyce Nasinec    | F    | 6-4  | Jr. | 2V   | Puyallup (Rogers)                |
| 30  | Leon Johnson    | F    | 6-7  | Sr. | 1V   | Seattle (Ingraham - Edmonds CC)  |
| 33  | Rem Sackmann    | F    | 6-5  | Jr. | 1V   | Longview (Morris - Centralia CC) |
| 42  | Jabari Anderson | F    | 6-5  | Jr. | JC   | Los Angeles, CA (Banning)        |
| 44  | Paul Fraker     | F    | 6-3  | Sr. | 1V   | Forks (Centralia CC)             |
| RS  | Parker Barth    | G    | 5-10 | Fr. | HS   | Pateros                          |
| RS  | Derrick Elliott | G    | 5-11 | Sr. | TR   | Seattle (Franklin - U. Idaho)    |
| RS  | Dazmond Kinlow  | C    | 6-9  | Jr. | JC   | Tacoma (Stadium - Tacoma CC)     |

**Head Coach** - Greg Sparling (3rd year, 35-29). **Assistants** - Mike Burns, Rex Stanley, Will Jones, Eric MacGregor.

## ABOUT THE UNIVERSITY

Central Washington University was founded on the premise "Docendo Discimus," by *teaching we learn*, conveying the reality that learning is interactive and those involved in the process of learning are interconnected.

The university is committed to teaching as the means to facilitate learning. All members of the university community support a relationship between teacher and student, which makes both partners in learning, scholarship, research, creative expression and the application of knowledge to solve human and societal problems.

Established in 1891, CWU is one of six state-supported institutions offering baccalaureate and graduate degrees. On the university's 350 acre campus are 21 academic buildings housing more than 100 classrooms.

Points of interest include a botanical greenhouse, an arboretum, a Japanese garden, an arts complex housing the Spurgeon Gallery, McConnell Auditorium, Tower Theatre and the Hertz Music Performance Hall plus Tomlinson Stadium and Nicholson Pavilion. The latter two are the home sites for the Wildcat football and basketball teams.

Originally known as Washington State Normal School, the institution became Central Washington College of Education in 1937, Central Washington State College in 1961 and Central Washington University in 1977.

CWU is located in Ellensburg, a rural community of approximately 13,000 people. Ellensburg is near the geographical center of the state, about 110 miles east of Seattle and within easy driving distance of all the cultural, scenic and recreational areas of the state.

# CWU ATHLETIC STAFF

**ATHLETIC OFFICE** ..... 509-963-1914

## ADMINISTRATIVE STAFF

|   | OFFICE   | HOME     |
|---|----------|----------|
| Gary Frederick/Athletic Director .....        | 963-1904 | 925-4027 |
| Bonnie Petersen/Secretary .....               | 963-2021 | 968-3328 |
| Paula Romeo/Secretary .....                   | 963-1914 | 925-2752 |
| Gary Smith/Athletic Trainer .....             | 963-1938 | 925-3887 |
| Bob Guptill/Sports Information Director ..... | 963-1485 | 962-2575 |

## BASKETBALL

|  |          |          |
|--|----------|----------|
| Greg Sparling/Men's Basketball .....       | 963-1926 | 925-4930 |
| Mike Burns/Men's & Women's Assistant ..... | 963-1949 | 933-2247 |
| Jeff Whitney/Women's Basketball .....      | 963-1934 | 925-3622 |

## OTHER SPORTS

|                                       |          |          |
|---------------------------------------|----------|----------|
| Chad Youngquist/Swimming .....        | 963-3010 | 925-7999 |
| Kevin Pine/Wrestling .....            | 963-1907 | 925-7003 |
| John Zamberlin/Football .....         | 963-1910 | 933-2083 |
| Open/Women's Soccer .....             | 963-1939 |          |
| Mario Andaya/Volleyball .....         | 963-1983 | 962-4287 |
| Kevin Adkisson/Cross Country .....    | 963-1956 | 962-1338 |
| Desi Storey/Baseball .....            | 963-3018 | 968-3533 |
| Gary Frederick/Women's Softball ..... | 963-1904 | 925-4027 |
| John Picha/Track & Field .....        | 963-1946 | 925-9176 |

**ADDITIONAL NUMBERS:** Pool - 963-1851. **Football Meeting Room** - 963-1946. **Training Room** - 963-3887. **Equipment Room** - 963-1942. **Fax (Athletics)** - 963-2390. **Fax (SID)** 963-2351.

Athletic department offices are in Nicholson Pavilion and the SID office is in 401 Barge Hall. **On The Cover:** CWU senior Paul Fraker (Photo by Jon Brunk).

## TABLE OF CONTENTS

|                      |              |                         |       |
|----------------------|--------------|-------------------------|-------|
| 1997-98 Rosters      | Inside Front | The Past                | 24-28 |
| About The University | Inside Front | The Record Book         | 29-30 |
| Athletic Staff       | 1            | Season Leaders          | 31-32 |
| CWU Coaching Staff   | 2-4          | Career Leaders          | 33-34 |
| Trainers             | 5            | Outstanding Games       | 35-36 |
| Athletic Director    | 6            | All-Time Scores         | 37-49 |
| Player Profiles      | 7-13         | Year-by-Year Records    | 50-51 |
| PNWAC Opponents      | 14-18        | All-Time vs. Opponents  | 52-53 |
| 1996-97 Statistics   | 19           | Award Winners/All-Stars | 54-55 |
| PNWAC Review         | 20-21        | University President    | 56    |
| Conference History   | 22-23        | Schedules               | Back  |

# CWU COACHING STAFF

## GREG SPARLING

Head Coach (3rd Year, 35-29)

Greg Sparling, a two-time Most Inspirational award winner (1989-90 & 1990-91), begins his third full-season as head coach at his alma mater this winter.

Last winter Sparling led the Wildcats to an 18-13 record and to the Pacific Northwest Athletic Conference title. CWU then won two games and reached the quarterfinal round of the NAIA national tournament before losing to Cumberland, Kent. Sparling was selected the PNWAC Coach-of-the-Year.

A 1993 graduate of CWU in art with a minor in art history, Sparling previously was an assistant to Gil Coleman for three seasons before taking over as head coach.

He replaced Coleman after Gil became ill in February, 1995 and guided the Wildcats to a 6-4 record, including a 2-1 mark after being officially named the interim coach upon the death of Coleman on Mar. 6.

Under Sparling, the Wildcats posted a 15-15 record in his rookie campaign, reaching the semifinal round of the PNWAC playoffs where they lost to regular-season champion Seattle University.

The CWU head mentor, who coached the Wildcats' junior varsity in 1991-92, was the Wildcat co-captain in his senior season when he averaged 9.0 points and 5.7 rebounds. He also blocked 26 shots and was one of the team's top three-point shooters, converting on 36 percent (18 of 50).

He averaged 2.2 points and 2.3 rebounds in his junior season.

Sparling played two seasons at Highline Community College after graduating from Juanita High School in Kirkland before transferring to Central.

At Juanita, where he played under Coleman, Sparling earned three letters in basketball and won second team all-league honors. He was the team captain and Most Improved award winner in his senior season.

At Highline, he was a NWAACC all-star in his sophomore campaign and was twice the team captain. He was also the Inspirational award winner in his sophomore season.



### Sparling's Coaching Record

| Year          | School             | PNWAC     |           |           |           | Finish |
|---------------|--------------------|-----------|-----------|-----------|-----------|--------|
|               |                    | W         | L         | W         | L         |        |
| 1994-95       | Central Washington | 2         | 1         |           |           |        |
| 1995-96       | Central Washington | 15        | 15        | 3         | 9         | 6th-T  |
| 1996-97       | Central Washington | 18        | 13        | 9         | 1         | 1st    |
| <b>Totals</b> |                    | <b>35</b> | <b>29</b> | <b>12</b> | <b>10</b> |        |

**Misc:** Born 6-4-68 at Seattle. Has two brothers, one of whom (Don) played in Kansas City Royal baseball organization. Married Kristen Lesparance, a former CWU track-and-field athlete, in Aug., 1995. They have one son, Coleman Michael, who was born July 4, 1997.

## MIKE BURNS

Assistant Coach (2nd Year)

Mike Burns, a 1980 graduate of Tyee High School, begins his second season on the CWU coaching staff this winter. In addition to assisting with the men's program, he will also work with the women's team.


Burns, who is completing work on a degree in education, has the primary responsibility for coordinating the defense for both the men's and women's teams.

Prior to joining the CWU coaching staff, Burns, 35, served as the co-head coach at Tyee High School, leading his alma mater to a record of 7-11. They had won only four games in their previous three years. Prior to taking over the Tyee program, Burns was an assistant at Highline Community College in Des Moines for three years.

Burns attended Idaho State after graduating from Tyee where he earned three letters in basketball and also competed in track and field.

He then worked in the field of concert promotion for several years before deciding to return to school to get back into the coaching field.

**Misc:** Born 5-14-62 at Tacoma. Married. Wife's name is Mary.



## REX STANLEY

Assistant Coach (2nd Year)


Rex Stanley, 26, is in his second season as an assistant coach at CWU this winter while he completes his work on a bachelor of science degree in physical education.

Stanley is a 1990 graduate of Onalaska High School where he earned four letters in football and four in basketball.

In football he was an all-conference running back. In basketball, Stanley played point guard. Three different times he earned all-conference honors and was also Onalaska's team captain during his sophomore, junior and senior seasons.

Following graduation, Stanley worked prior to deciding to return to school. He earned a AA degree from Lower Columbia in 1994.

**Misc:** Born 18-2-71 at Centralia. Married. Wife's name is Laura.



## ERIC MACGREGOR Assistant Coach (1st Season)

Eric MacGregor, 29, is in his first season on CWU's coaching staff as he pursues a degree in leisure services.

MacGregor is a 1987 graduate of Cleveland High School in Seattle where he earned three letters in football and basketball and one in baseball.

He played safety and running back in football. In basketball he played guard and averaged 17 points, three assists, two rebounds and two steals per game during his junior season. In baseball he was an outfielder and batted .283.

Prior to enrolling at CWU, MacGregor played two seasons at Highline Community College (1991-92 and 1992-93). He averaged 15 points, three assists, two rebounds and two steals for the Thunderbirds.

**Misc:** Born 11-25-68 at Spokane. Father (Wayne) competed in gymnastics at Eastern Washington University. Has one brother.



## WILL JONES Assistant Coach (1st Season)

Will Jones, who is pursuing a degree in history education, is in his first season on the CWU coaching staff.

Jones, who is a 1993 graduate of Hudson's Bay High School in Vancouver, previously served as an assistant girls varsity coach at Hudson's Bay for two seasons. He also coached an eighth grade AAU team.

**Misc:** Born 4-21-75 at Vancouver. Plans to be high school history teacher and basketball coach.



## 129 Compete For National Title

A total of 129 schools will compete for the 1998 NAIA National Division 1 men's basketball title. Thirty-two schools will advance to the Tulsa, Okla., for the NAIA national tournament, March Mar. 17-23.

Nineteen conferences or regions, including the Pacific Northwest Athletic Conference earn automatic berths for the 61st annual tournament. Thirteen additional schools will be awarded at-large berths based on the NAIA national poll.

An additional 163 schools will compete for the NAIA Division 2 title. Northwest Nazarene of Nampa, Idaho, hosts the Division 2 tournament.

# TRAINING STAFF

## GARY SMITH (Athletic Trainer, 30th Year)

Gary Smith, 59, has been the athletic trainer at Central Washington since 1968. He is in his 30th season with the Wildcats.

Smith, a past president of the NAIA Athletic Trainers Association, is a member of the NAIA and Central Washington University Hall-of-Fames.

He was elected for meritorious service and was inducted in the NAIA Hall-of-Fame in March, 1985. He was only the second trainer so honored. Smith was inducted into CWU's Hall-of-Fame in 1991.

A member of the NAIA Medical Aspects committee, Smith has worked at national championship events in baseball, wrestling and track-and-field and at the Hula Bowl football game.

He was on the medical staff for the World University Games in Bulgaria in 1978 and for the Cup of Nations tournament in Bogoto in 1974. Smith also spent two weeks working at the Olympic Development Camp in Colorado Springs, Colo., in the summer of 1987. Smith was born July 27, 1938, at Charlevoix, Mich., and graduated from Charlevoix High School in 1956. After a stint in the military, he attended North Central Michigan College, earning an associate of science degree in 1962.

He then enrolled at Northern Michigan University and was granted a bachelor of science degree in 1964. He received his masters of science degree from Indiana University in 1965.

He played football and track in high school, earning all-conference honors in football. He also lettered in track at Northern Michigan.

Before accepting his position at CWU, he was head trainer for Punahou High School in Hawaii for three years.

Smith and his wife, Elizabeth, were married in 1961. They have two adult children - Julie Marie and Michael Allen.



## KELLI STEELE (Assistant Athletic Trainer, 2ndYear)

Kelli Steele is in her second season as CWU's assistant athletic trainer. She has the primary responsibility for the women's athletic teams.

Steele works under head trainer Gary Smith. Smith has been CWU's athletic trainer since 1968. He is a past president of the NAIA Athletic Trainers Association and is a member of the NAIA and Central Washington University Hall-of-Fames.

Steele, 30, is the first full-time assistant trainer Smith has had during his 30 years at CWU. She is a 1991 graduate of CWU, earning a bachelor's degree in physical education. Between 1992 and 1994 she was an athletic trainer and teacher at Eisenhower High School in Yakima.

For the previous two seasons prior to being named a full-time assistant, she served as a graduate assistant at CWU, while earning a master's degree.



# ATHLETIC DIRECTOR

## GARY FREDERICK (17th Year)

Gary Frederick, who has been Central Washington's athletic director since Sept., 1980, was inducted into the NAIA Hall-of-Fame last October at the NAIA National Convention in Kansas City, Mo.

Frederick is in his 17th year as CWU's athletic director. He was selected the NAIA National Administrator of the Year for the 1987-88 year.

During Frederick's tenure at CWU, he helped develop the Wildcat athletic program into one of the top NAIA small-college programs in the country. Now under Frederick's leadership, the university will move its athletic program into the PacWest Conference and NCAA Division 2 affiliation beginning next fall.

For 10 consecutive years between 1982-83 and 1991-92, CWU was ranked in the Top 8 in the NAIA Men's All-Sports competition. Central won the 1986-87 men's all-sports title.

Frederick, 60, has a long affiliation with Central. After graduating from Raymond High School in 1955 where he was all-conference in football, basketball and baseball, he enrolled here.

He lettered in football three years (1956-58) and earned second team all-conference honors in 1957 and first team honors in 1958 at offensive center.

He graduated in 1959 with a bachelor of arts degree in education and later earned a masters in physical education from Central and a doctorate in secondary education from the University of Idaho in 1974.

Frederick coached basketball and baseball at Thorp High School (1959-60); football, basketball and track at Waitsburg High School (1960-63) and football and baseball at Central Kitsap (1963-67) before returning to Ellensburg in 1967.

From 1967 until 1983, he served as an assistant football coach and was head baseball coach from 1968 until 1978 when he resigned to take over the chairmanship of the physical education department.

He gave up the that job when he was named to succeed Adrian "Bink" Beamer as athletic director in the fall of 1980.


Frederick is CWU's winningest baseball coach. In 11 seasons his teams won 234 games and lost 147 and qualified for the NAIA College World Series in 1968 and 1970. Three times (1969, 1970 and 1971) he was named District 1 Coach-of-the-Year.

Frederick also served as CWU's women's basketball coach between 1983 and 1993. In 11 seasons, his teams won 164 games and lost 146 and twice (1986 and 1988) he was named District 1 Coach-of-the-Year. In the 1987-88 season, he led CWU to a 31-5 overall record and its only District 1 title.

For the past three springs, Frederick has served the university as its women's softball coach, compiling a record of 43-56.

Frederick was on sabbatical during the 1993-94 school year and served the NAIA as its interim Director of Championship Events.

**Misc:** Born 7-16-37 at Hoquiam. Wife's name is Bobbi. Has three adult sons, Brooke, Rick and Rob. Bobbi has two adult children, Anna, and David.




# CWU PLAYER PROFILES

## JABARI ANDERSON

Forward, 6-5, 210, Jr., Los Angeles

**High School:** Graduated from Banning High School in Los Angeles in 1991. Earned two letters in basketball and two in track-and-field. Was honorable mention McDonald's Prep All-American in basketball. Averaged 36 points per game, including high of 59 against Crenshaw, to earn first team all-state. Also averaged eight rebounds and five assists. Ran 100 and 200 in track and also competed in long jump. **College:** Played freshman season at Ventura College in 1991-92 and one season at Columbia Basin College (1992-93). Averaged 10 points leading Ventura to 33-5 record. Played in Denver ProAm league in summer of 1996, averaging 20 points, seven rebounds and four assists per game, including high of 44 against Chauncy Billups. . Will miss early season games after having surgery to remove calcium deposits from right ankle. . Will bring a lot of maturity to team. Can go inside and be effective against taller players because of muscle and quickness. Also can go outside and hit three-point shot. **Misc:** Born 4-28-73 at Granada Hills, Calif. Communications major. Planning career in broadcasting. Has two brothers and one sister. Married. Wife's name is Juey. Has one-year-old daughter, Tuileisa Akila.



## JUSTIN BURSCH

Guard, 6-1, 185, Fr., Spokane


**High School:** Graduated from Ferris High School in 1997. Lettered in football (3), basketball (3) and track-and-field (2). Played quarterback in football. Two-time Team MVP. Team captain senior season. Ranks third in school history in passing. Earned all-state honors in basketball. Most Inspirational award winner junior season. Best Defense junior and senior seasons. Team captain senior year. Averaged 12 points, four rebounds, five assists and three steals senior year leading team to third-place finish in State Class AAA tournament. Competed in high jump and triple jump in track. **College:** Passed up several Division 1 full-ride scholarships to play basketball for Wildcats. Will play point guard. Has excellent work ethic. Sees floor well and can pass the ball on a dime. Also rated good shooter. **Misc:** Born 7-28-78 at Clarkston. Had 3.6 GPA in high school. Presidential Achievement award winner. Member of National Honor Society. Was ASB class officer. Was also active in church and in Bible study group. Business major. Has two brothers and one sister. Uncle (Steve Olson) played quarterback at Idaho. Cousin (Chad Carpenter) played wide receiver for Washington State and Phoenix Cardinals. In spare time enjoys climbing mountains and scuba diving in tropics.



## ERIC DAVIS

Guard, 6-1, 205, Sr., Ephrata

**High School:** Graduated from Ephrata High School in 1994. Lettered in basketball (3), soccer (2) and golf (2). Twice voted first team all-league on basketball. Voted to all-state tournament team junior year when he led Ephrata to state championship. Second team all-state and team captain senior season. Averaged 23.1 points per game junior season and 26.5 senior year. Most Inspirational award winner in soccer. **College:** Played two seasons at Walla Walla CC. Team captain and Co-MVP. Second team all-league. Averaged 18.7 points, 3.6 rebounds and 3.2 assists sophomore season. Made 98 of 251 three-point shots (39.0). Also converted on 72.3 percent of foul shots (68-94). Played sixth-man role for Wildcats last season. Averaged 8.4 points per game. Led team in three-pointers made with 61. His 38.6 three-point percentage ranks second on career Top 10 list. Keyed second-half comeback win in national tournament over Azusa Pacific, scoring 17 points, hitting on five-of-seven three-point shots. Had season-high 20 points in conference semifinal play-off win over St. Martin's, connecting on six of 11 three-point shots. .Excellent shooter who again will play key role for Wildcats. **Misc:** Born 7-12-76 at Wenatchee. Special education major. Planning career in teaching and coaching. Was a class representative in high school. Was on school chess team. Has one sister.




| Year    | G  | FG     | PCT  | FT    | PCT  | Reb | Pts | Avg. | Ast. | St. | Blk |
|---------|----|--------|------|-------|------|-----|-----|------|------|-----|-----|
| 1996-97 | 31 | 85-228 | 37.3 | 28-41 | 68.3 | 90  | 259 | 8.4  | 29   | 19  | 1   |

Three-point FGs - 61-158, 38.6.

## SIMON DUBIEL

Guard, 6-0, 170, Jr., Bellingham

**High School:** Graduated from Sehome High School in 1995. Lettered in basketball (2) and baseball (3). Played basketball for former Ellensburg and CWU football standout Pat Fitterer. Honorable mention all-league. Led team in scoring, averaging 14 points per game. Played shortstop in baseball. Team captain. Played in regional feeder game and earned honorable mention all-state honors. Set school record for stolen bases. **College:** Played two seasons at Centralia CC. Averaged 18 points sophomore year to earn NWAACC all-star honors. Shot 82 percent from foul line and 40 percent from three-point line. Honorable mention all-league as freshman. Team captain of NWAACC sophomore all-star team. .Will play point and two-guard position for Wildcats. Is excellent three-point shooter. **Misc:** Born 4-2-77 at Bellingham. Business major. Had 3.5 GPA in high school. Has one brother and one sister.



## MATT EASLEY

Guard, 6-1, 195, Jr., Gig Harbor

**High School:** Graduated from Peninsula in 1994. Lettered in football (4), basketball (3) and track-and-field (4). Played running back and linebacker in football. Second team all-league. First team all-league senior season in basketball. Averaged 18 points per game. Team captain senior season in both football and basketball. Competed in javelin in track-and-field. Had best throw of 170-10 senior season. **College:** Played two seasons at Highline CC. Played guard in basketball. Also threw javelin in track-and-field. .Twice led Highline in scoring. Is a good perimeter player and is also a stronger defender. Placed fifth in NWAACC meet sophomore year. **Misc:** Born 10-10-75 at Denver, Colo. Business major. Has two brothers. Brother, Scott, played football and competed in track at WWU and led Columbia Football Association in tackles for losses (20-98) in 1994.



## GRADY FALLON

Forward, 6-3, 200, Sr., Toledo

**High School:** Graduated from Toledo in 1994. Lettered in basketball (3), football (3) and baseball (4). Played wing in basketball. Twice all-conference and twice Team MVP. League MVP and all-state. Team captain junior and senior season. Played quarterback in football. Coaches and Inspirational award winner. Played shortstop and pitcher in baseball. Team MVP and team batting champion. **College:** Three-year letterman. Played in 22 games, including two games at national tournament, freshman season. Scored season-high nine points in 58-45 loss to Montana State - Northern on Nov. 12. Played in all 30 games sophomore year, starting 17. Ranked second on team in three-pointers made (41) and attempted (132). Averaged 6.5 points and 2.6 rebounds. Scored career-high 21 points in 75-46 win at Whitman Dec. 16. Had career-high 10 rebounds in 72-61 loss to Seattle Pacific Nov. 18. Was one of three team captains last season. Started all 31 games. Ranked sixth on team in scoring averaging 8.0 points per game. Had season-high 19 points against Simon Fraser on Jan. 23. Twice had eight rebounds, including national-tournament win over Asuza Pacific. Ranks third on CWU career lists in three-pointers made (105) and attempted (310). .Is excellent three-point shooter. Has gotten bigger and stronger and playing with lot more confidence. **Misc:** Born 6-11-76 at Juneau, Alaska. Elementary Education major. Plans to be a teacher and coach. High school activities included honor society and Spanish Club. Has one sister. Had 3.91 GPA in high school.



| Year    | G  | FG      | PCT  | FT    | PCT  | Reb | Pts | Avg. | Ast. | St. | Blk |
|---------|----|---------|------|-------|------|-----|-----|------|------|-----|-----|
| 1994-95 | 22 | 9-29    | 31.0 | 4-7   | 57.1 | 11  | 29  | 1.3  | 4    | 4   | 1   |
| 1995-96 | 30 | 69-194  | 35.6 | 15-25 | 60.0 | 79  | 194 | 6.5  | 26   | 22  | 6   |
| 1996-97 | 31 | 86-211  | 40.8 | 19-37 | 51.4 | 90  | 248 | 8.0  | 29   | 31  | 7   |
| Totals  | 83 | 164-434 | 37.8 | 38-69 | 55.1 | 180 | 471 | 5.7  | 59   | 57  | 14  |

**Three-point FGs** - 1994-95, 7-22, 31.8; 1995-96, 41-132, 31.1; 1996-97, 57-156, 36.5. Totals 105-310, 33.9.

**PAUL FRAKER**

**Forward, 6-3, 230, Sr., Forks**




**High School:** Graduated from Forks High School in 1993. Lettered in football (3), basketball (4) and baseball (3). Team MVP and first team all-league in football and basketball. Second team all-league in baseball. Academic all-league in basketball. Team captain in all three sports. Played quarterback, linebacker and kicking position in football, power forward in basketball and pitcher-first base in baseball. **College:** Played baseball and basketball at Centralia CC. Team captain in both sports. Played first base and led team in runs batted in sophomore year. Leading rebounder (8 per game) and scorer (17 per game) and team MVP in basketball. Converted on 62 percent of field goal attempts and 75 percent of free throws. Centralia's Sportsman of the Year. . .Started in 29 games last year for Wildcats. Averaged 8.1 points. Ranked second on team in rebounding with 6.0 average. Scored season-high 25 points against Lewis-Clark State on Dec. 18. Twice had 12 rebounds (against Seattle on Jan. 30 and Western Washington on Feb. 8). Had 20 points and nine rebounds in PNWAC championship game against Simon Fraser. . .Plays much bigger than 6-3 size. Can score off the block, play defense on bigger players and rebound. **Misc:** Born 5-2-75 at Port Angeles. Has three brothers. Public relations major. Wants to be teacher and coach. Had 3.4 GPA in high school and won several academic scholarships. Non-athletic activities included ASB vice president, student council and class officer.

| Year    | G  | FG     | PCT  | FT    | PCT  | Reb | Pts | Avg. | Ast. | St. | Blk |
|---------|----|--------|------|-------|------|-----|-----|------|------|-----|-----|
| 1996-97 | 29 | 76-183 | 41.5 | 57-73 | 78.1 | 173 | 236 | 8.1  | 61   | 17  | 22  |

**Three-point FGs** - 27-63, 42.9.

**KEITH HENNIG**


**6-1, 175, Jr., Longview**



**High School:** Graduated from R.A. Long High School in Longview in 1995. Earned 10 letters - three in cross country, two in basketball, three in tennis and two in track-and-field. Most Valuable Runner junior season in cross country. Honorable mention all-league junior season in basketball. Best Defense award winner. Competed in mile, high jump and long jump in track-and-field. **College:** Played two seasons at Lower Columbia. Scholar-Athlete award winner sophomore season. . . Is a hard-worker and good scorer. **Misc:** Born 7-21-76 at Longview. History education major. Had 3.7 GPA in high school. Sister (Laura) played rugby at CWU.

**LEON JOHNSON**

**Forward, 6-7, 195, Sr., Seattle**



**High School:** Graduated from Ingraham High School in 1991. Lettered in football (1) and basketball (2). Played quarterback and wide receiver in football. Played center in basketball. Twice all-league. Team Captain, MVP and top rebounder in basketball. Averaged 18 points, eight rebounds, three assists and three blocks senior season. **College:** Played two seasons at Edmonds CC. Twice all-league. Inspirational award winner and Best Defender. Averaged 12 points, five rebounds and three blocks per game. . .Sat out past two seasons after earning all-conference honors during 1994-95 season for CWU. Averaged 17.1 points and team-best 6.6 rebounds in final 25 contests, starting 24. Scored 20 or more points nine times, including 23 and 25 in two national tournament games. Also had 20 rebounds in two tourney games. Season-high 28 points against Seattle Pacific on Jan. 24. Season-best 13 rebounds against The Master's (Calif.) on Mar. 16. Set school-record by blocking nine shots against Lewis-Clark State in PNWAC championship game on Mar. 7. Finished season with 60 blocked shots, second best total in school history. Ranks sixth in career blocks, despite playing just one season. . .Is very athletic. Has excellent court speed for a post player. Will be a major force on team, enabling Wildcats to run effective half-court game though 'Cats will still rely on transition game for a lot of offense. **Misc:** Born 1-21-73 at Seattle. Has two brothers and one sister. Uncles (Michael Timmons and Calvin Anderson) played football and track at CWU and Yale, respectively. Has five-year-old son, Corday Ujean Johnson.

| Year    | G  | FG      | PCT  | FT     | PCT  | Reb | Pts | Avg. | Ast. | St. | Blk |
|---------|----|---------|------|--------|------|-----|-----|------|------|-----|-----|
| 1994-95 | 25 | 172-301 | 57.1 | 83-137 | 60.6 | 166 | 428 | 17.1 | 37   | 53  | 60  |

**Three-point FGs** - 1-1, 100.0.

**TYCE NASINEC**

**Guard, 6-4, 190, Jr., Puyallup - Rogers**



**High School:** Graduated from Rogers in 1995. Tacoma Athletic Commission Athlete-of-the-Year award winner. Lettered in football (3) and basketball (3). Team MVP, League MVP and selected to all-area team in basketball junior and senior seasons. Most Improved award winner sophomore season. Averaged 23 points to earn second team all-state senior season. Played quarterback and safety in football. First team all-league safety senior season. Team captain and Defensive Back-of-the-Year. **College:** Played significant minutes as true freshman. Averaged 6.6 points and 2.4 rebounds in 30 games, starting seven. Also had 43 assists and 36 steals. Had



best steal to minute ratio on team. Scored season-high 16 points against Northwest Nazarene and had career-high eight rebounds in 79-76 playoff win over St. Martin's. Selected Ken Broches Coaches Award winner. .Served as one of three team captains and started all 31 games last season. Hustle Award winner. Second leading scorer on team averaging 12.2 points. Made 44 of 110 three-point shots. Ranked second on team in assists with 75 and third in steals with 44. Had career-high 27 points against Simon Fraser on Jan. 9. Career three-point percentage of 37.8 ranks fourth on Top 10 chart. Ranks seventh in three-pointers made (65). .Will be one of the leaders of the team. Has very good jumping ability which makes him a good rebounder. Is team's best defensive player. **Misc:** Born 6-22-76 at Seattle. Has two brothers. Business/marketing major. Posted 3.3 GPA in high school. Was active in DARE and Young Life.

| Year    | G  | FG      | PCT  | FT      | PCT  | Reb | Pts | Avg. | Ast. | St. | Blk |
|---------|----|---------|------|---------|------|-----|-----|------|------|-----|-----|
| 1995-96 | 30 | 73-163  | 44.8 | 21-62   | 33.9 | 71  | 197 | 6.6  | 43   | 36  | 8   |
| 1996-97 | 31 | 132-273 | 48.4 | 70-94   | 74.5 | 88  | 378 | 12.2 | 75   | 44  | 7   |
| Totals  | 61 | 205-436 | 47.0 | 100-134 | 74.6 | 159 | 575 | 9.4  | 118- | 80  | 15  |

**Three-point FGs** - 1995-96, 21-62, 33.9; 1996-97, 44-110, 40.0. Totals 65-172, 37.8.

## REM SACKMANN

**Forward, 6-5, 210, Jr., Longview - Mark Morris**

**High School:** Graduated from Mark Morris High School in 1994 after attending school for three years at Arroyo Grande in California. Three-year starter in basketball. Was Greater St. Helens League MVP and all-area senior season. **College:** Played one season at Centralia CC before missing 1995-96 season after breaking foot. Played reserve role for Wildcats last season. Had season-high six points against Hawaii Pacific on Jan. 18. Had four rebounds in four different games. .Will play more significant role this season. **Misc:** Born 8-2-75 at San Luis Obispo, Calif. Speech communications major. Father (Lou) played football at the University of Washington. Uncle (Bill Bakamus) played basketball at the University of Puget Sound. Has one brother.



| Year    | G  | FG   | PCT  | FT    | PCT  | Reb | Pts | Avg. | Ast. | St. | Blk |
|---------|----|------|------|-------|------|-----|-----|------|------|-----|-----|
| 1996-97 | 24 | 7-21 | 33.3 | 10-19 | 52.6 | 30  | 24  | 1.0  | 4    | 1   | 0   |

**Three-point FGs** - 0-3, 0.0.

**Did You Know:** Central Washington has made more appearances in the NAIA national basketball tournament and has won more games than any other school. The Wildcats have participated in 26 tournaments and have 44 games. Dean Nicholson coached 38 of the victories (he played in the two of the other wins) and is the winningest coach in the history of the tournament.

## REDSHIRTS

### PARKER BARTH

**Guard, 5-10, 155, Fr., Pateros**


**High School:** Graduated from Pateros High School in 1997. Lettered in football (4), basketball (4) and golf (4). Played running back and defensive back in football. Earned all-league and all-state honors. All-league junior and senior season in basketball. Class B all-state selection senior season. Competed in state meet freshman and senior season in golf. **College:** Will redshirt freshman season. **Misc:** Born 5-6-79 at Coupeville. Physical education major. Has two sisters. Father (Don) is golf coach at Pateros.



### DERRICK ELLIOTT

**Guard, 5-11, 180, Seattle - Franklin**


**High School:** Graduated from Franklin in 1993. **College:** Played at Utah Valley CC and North Idaho JC prior to enrolling at the University of Idaho for junior season. Played in 25 games for Vandals, starting eight. Averaged 5.2 points and 3.2 assists. Played 656 minutes. Converted on 37 of 109 field goal attempts, including 27 of 73 three-point shots. Made 28 of 53 foul shots. Had total of 43 steals. Scored season-high 13 points against University of Washington on Dec. 3. Had eight assists against Idaho State on Dec. 5. Also had seven steals against Idaho State on Nov. 27. .Will redshirt this winter. Will be one of top guards in conference next season for Wildcats. **Misc:** Born 10-26-75 at Seattle.



### DAZMOND KINLOW

**Center, 6-9, Jr., Tacoma - Stadium**

**High School:** Graduated from Stadium High School in 1995. Lettered in basketball and track-and-field. Second team all-league center in basketball. Competed in high jump, long jump and triple jump in track-and-field. **College:** Played two seasons at Tacoma CC. First team NWAACC center sophomore season. **Misc:** Born 9-29-76 at Tacoma. Has three brothers and three sisters. Undecided on major. Has one-year-old daughter, Stais Terrell Kinlow.



# PNWAC OPPONENTS

## EVERGREEN STATE COLLEGE

Jan. 24 at Ellensburg, Feb. 5 at Olympia

### GEODUCK INFORMATION

Location: Olympia  
 Enrollment: 3,300  
 Arena: College Rec Center (1500)  
 Series: First Meeting  
 SID: None  
 SID Phone: None

Fax Phone: 360-866-6783  
 Lettermen: First Year  
 Starters: First Year  
 1996-97 Record: No team  
 Conference: PNWAC  
 Conference Record: No team

**COACHING STAFF:** Head Coach - John Barbee, Cornell '96 (First year). Assistant - Tim DeBerry.

**RETURNING STARTERS:** First-year program.

**OTHER RETURNING LETTERMEN:** First-year program

**TOP NEWCOMERS:** Aaron Foy (G, 5-9, Jr., Tacoma - Tacoma CC); Erik Works (F, 6-1, So., Hawthorne, CA - Leuzinger); Kenny Robinson (G, 6-3, Jr., Federal Way - Highline CC); Adam Normoyle (F, 6-5, Jr., Las Vegas, NV - South Puget Sound CC); Deontaye Chisholm (F, 6-6, Jr., Gardena, CA - Cerritos); Troy Torbert (G-F, 6-5, Sr., Casper, Wyo., - Cornell).

**KEY LOSSES:** First-year program.

**SERIES FACT:** First-year program.

### 1997-98 Schedule

|            |    |                                  |    |   |
|------------|----|----------------------------------|----|---|
| Nov. 21    | 85 | Pacific Lutheran                 | 77 | H |
| Nov. 25    | 80 | Colorado Christian               | 86 | A |
| Nov. 26    | 71 | Metropolitan State               | 84 | A |
| Nov. 28    | 65 | Denver                           | 78 | A |
| Nov. 30    | 55 | Western State, Colo.             | 79 | N |
| Dec. 2     | 48 | Seattle Pacific                  | 66 | H |
| Dec. 4     | 61 | Eastern Oregon                   | 59 | A |
| Dec. 5     | 67 | Northwest Nazarene               | 91 | N |
| Dec. 13    | 71 | Eastern Oregon                   | 55 | H |
| Dec. 19    | 75 | Seattle                          | 74 | N |
| Dec. 19    | 75 | Puget Sound                      | 72 | A |
| Dec. 29-30 |    | at CS - Bakersfield Invitational |    |   |
| Jan. 13    |    | Puget Sound Christian, 7:30      |    |   |
| Jan. 17    |    | *at St. Martin's                 |    |   |

|         |                                |
|---------|--------------------------------|
| Jan. 21 | Warner Pacific, 7:30 p.m.      |
| Jan. 24 | *at Central Washington         |
| Jan. 29 | *Lewis-Clark State, 7:30 p.m.  |
| Jan. 31 | *Western Washington, 7:30 p.m. |
| Feb. 5  | *Central Washington, 7:30 p.m. |
| Feb. 7  | *at Simon Fraser               |
| Feb. 14 | *at Western Washington         |
| Feb. 19 | *St. Martin's, 7:30 p.m.       |
| Feb. 21 | *Simon Fraser, 7:30 p.m.       |
| Feb. 28 | *at Lewis-Clark State, 8 p.m.  |

**Tournaments:** Denver Invitational (Nov. 28, 30) - 0-2. Eastern Oregon Invitational (Dec. 4-5) - 1-1, 2nd. UPS Holiday Classic (Dec. 19-20) - 2-0, 1st. CS-Bakersfield Invitational (Dec. 29-30).

## LEWIS-CLARK STATE

Jan. 22 at Ellensburg, Dec. 18, Feb. 26 at Lewiston

### WARRIOR INFORMATION

|                                |  |
|--------------------------------|--|
| Location: Lewiston             | Fax Phone: 208-799-2801/798-0450 (SID) |
| Enrollment: 3,500              | Lettermen: 3                           |
| Arena: Warrior Gym (2,000)     | Starters: 2                            |
| Series: CWU 41, LCSC 19        | 1996-97 Record: 8-17                   |
| SID: Denny Grubb               | Conference: PNWAC                      |
| SID Phone: 208-743-3331 (home) | Conference Record: 2-8, 6th            |

**COACHING STAFF:** Head Coach - George Pfeifer, Lewis-Clark State '79 (135-111, 8 years; Overall, 166-137, 10 years). Assistant - Ken Carrillo.

**RETURNING STARTERS:** Jared Mercer (G, 5-10, Sr., 9.1 ppg, 1.3 rpg, 3.9 apg); Scott Hoover (F, 6-5, So., 3.1 ppg, 2.6 rpg). **RETURNING LETTERMEN:** Kevin Clarke (G, 5-9, Jr., 1.9 ppg, 1.4 rpg, 1.8 apg).

**TOP NEWCOMERS:** Zac Olson (G, 6-1, Jr., Salem, OR - Chemeketa CC, NWAACC all-star); Jonathon George (F, 6-5, Jr., Little Rock, Ark. - Antelope Valley, CA); Travis Homer (G, 6-4, Jr., Kaysville, UT - Salt Lake City JC).

**KEY LOSSES:** Jeremiah Wynott (C, 21.6 ppg, 8.2 rpg, HM All-American); Charlie Walker (F, 12.2 ppg, 7.6 rpg, 1st team PNWAC).

**SERIES FACTS:** Win Streaks - 8 (1978-81), 7 (1928-51). Loss Streak - 4 (1996-97). Most Points - 139 (1979). Most Points Allowed - 96 (1992). Biggest Margins: Win - 48 (139-91 in 1979). Loss - 31 (89-58 in 1996). W-L Records: At Ellensburg - 25-6. At Nicholson Pavilion - 23-5. At Lewiston - 15-13. Neutral Sites - 1-0.

### 1997-98 Schedule

|         |    |                              |    |    |         |                                |
|---------|----|------------------------------|----|----|---------|--------------------------------|
| Nov. 21 | 67 | Northwest College            | 70 | H  | Jan. 24 | *Simon Fraser                  |
| Nov. 22 | 73 | Western Baptist (ot)         | 69 | H  | Jan. 29 | *at Evergreen State, 7:30 p.m. |
| Nov. 25 | 46 | Cal State - Fullerton        | 86 | A  | Jan. 31 | *at St. Martin's               |
| Dec. 2  | 99 | Western Montana              | 78 | H  | Feb. 5  | *St. Martin's                  |
| Dec. 4  | 67 | Northwest Nazarene           | 95 | N  | Feb. 7  | *Western Washington, 8 p.m.    |
| Dec. 5  | 72 | Eastern Oregon               | 39 | A  | Feb. 12 | Hawaii Pacific                 |
| Dec. 6  | 64 | Central Washington           | 82 | Ya | Feb. 14 | BYU-Hawaii, 8 p.m.             |
| Dec. 11 | 62 | Whitworth                    | 78 | A  | Feb. 19 | *at Simon Fraser, 8 p.m.       |
| Dec. 12 | 69 | Northwest                    | 66 | A  | Feb. 21 | *at Western Washington, 2:30   |
| Dec. 18 | 59 | Central Washington           | 80 | H  | Feb. 26 | *Central Washington            |
| Jan. 2  |    | Alaska-Fairbanks             |    |    | Feb. 28 | *Evergreen State, 8 p.m.       |
| Jan. 3  |    | at Southern Utah, 7:30 p.m.  |    |    |         |                                |
| Jan. 15 |    | at Hawaii Pacific, 7:30 p.m. |    |    |         |                                |
| Jan. 17 |    | at BYU-Hawaii, 7:30 p.m.     |    |    |         |                                |
| Jan. 22 |    | *at Central Washington       |    |    |         |                                |

**Tournaments:** Clearwater Casino (Nov. 21-22) - 1-1, 3rd. EOU Invitational (Dec. 5-6) - 1-1, 3rd. Whitworth Invitational (Dec. 11-12) - 1-1, 3rd.

**ST. MARTIN'S**

Feb. 7 at Ellensburg, Feb. 21 at Lacey

**SAINTS INFORMATION**

Location: Lacey  
 Enrollment: 835  
 Arena: SMC Pavilion (4,300)  
 Series: CWU 124, SM 22  
 SID: Bob Grisham  
 SID Phone: 360-438-4372

Fax Phone: 360-438-4374  
 Lettermen: 4  
 Starters: 2  
 1996-97 Record: 11-17  
 Conference: PNWAC  
 Conference Record: 5-5, 3rd (T)

**COACHING STAFF:** Head Coach - Bob Grisham, College of Idaho '76 (161-181, 11 years). Assistants - Clint Bailey, Todd Abbott, Michael Ostlund.

**RETURNING STARTERS:** Redd Pepper (F, 6-7, Sr., 11.2 ppg, 6.5 rpg); Michael Bright (G-F, 6-5, Sr., 8.0 ppg, 4.4 rpg). **RETURNING LETTERMEN:** Scott Henderson (G, 6-2, Sr., 5.1 ppg, 2.3 rpg); Mark Schreck (6-3, Sr., 3.8 ppg, 2.0 rpg in 1995-96).

**TOP NEWCOMERS:** Gaylord Phillips (G, 6-3, Jr., San Jose, CA); Ethan Kruse (G, 6-3, Sr., Eagle River, AK - Fort Hays State); Bjorn Magnusson (C, 6-9, Jr., Issaquah - Treasure Valley); Ryan Watkins (G, 6-0, Jr., Aberdeen).

**KEY LOSSES:** Bill Sheed (G, 14.5 ppg, 2.9 rpg, 4.7 app, 1st team PNWAC); Tracey Thomas (F, 13.9 ppg, 7.9 rpg, 1st team PNWAC); Deon Taylor (G, 9.2 ppg, 2.1 rpg).

**SERIES FACT:** Win Streaks - 20 (1941-51); 17 (1984-91); 13 (1932-41); 13 (1959-64); 12 (1965-68). Loss Streak - 5 (1983). Most Points - 122 (1984). Most Points Allowed - 95 (Twice in 1974). Biggest Margins: Win - 56 (122-66 in 1984). Loss - 18 (87-69 in 1964). **W-L Records:** At Ellensburg - 66-7. At Nicholson Pavilion - 44-6. At Lacey - 53-13. Neutral Sites - 5-2.

**1997-98 Schedule**

|         |    |                        |    |   |         |                                |
|---------|----|------------------------|----|---|---------|--------------------------------|
| Nov. 14 | 96 | Multnomah Bible        | 89 | A | Jan. 24 | Hawaii Pacific                 |
| Nov. 22 | 71 | Puget Sound            | 83 | A | Jan. 29 | *at Simon Fraser               |
| Nov. 26 | 65 | Western Oregon         | 57 | H | Jan. 31 | *Lewis-Clark State             |
| Nov. 28 | 56 | UC-Davis               | 75 | N | Feb. 5  | *at Lewis-Clark State          |
| Nov. 28 | 74 | Chico State            | 88 | A | Feb. 7  | *at Central Washington         |
| Dec. 6  | 74 | Cal Poly - Pomona      | 62 | H | Feb. 12 | *Western Washington            |
| Dec. 7  | 62 | Portland               | 75 | A | Feb. 14 | *Simon Fraser                  |
| Dec. 13 | 45 | Seattle Pacific        | 71 | H | Feb. 19 | *at Evergreen State, 7:30 p.m. |
| Dec. 16 | 61 | Oregon State           | 73 | A | Feb. 21 | *Central Washington            |
| Dec. 18 | 72 | Cal Poly Pomona        | 97 | A | Feb. 26 | at BYU-Hawaii, 7:30 p.m.       |
| Dec. 19 | 64 | Western Washington     | 80 | N | Feb. 28 | at Hawaii Pacific, 8 p.m.      |
| Dec. 20 | 80 | Bellevue, Neb.         | 88 | N |         |                                |
| Jan. 15 |    | *at Western Washington |    |   |         |                                |
| Jan. 17 |    | *Evergreen State       |    |   |         |                                |
| Jan. 22 |    | BYU-Hawaii             |    |   |         |                                |

**Tournaments:** Chico State (Nov. 28-29) - 0-2.  
 Southern California Shootout - 0-3, 8th.

**SIMON FRASER**

Jan. 31 at Burnaby, Feb. 28 at Ellensburg

**CLANSMEN INFORMATION**

Location: Burnaby, B.C.  
 Enrollment: 18,500  
 Arena: Chancellor Gym (2,500)  
 Series: CWU 40, SFU 16  
 SID: Michael Kinghorn  
 SID Phone: 604-291-4057

Fax Phone: 604-291-4922  
 Lettermen: 8  
 Starters: 4  
 1996-97 Record: 14-18  
 Conference: PNWAC  
 Conference Record: 6-4, 2nd

**COACHING STAFF:** Head Coach - Scott Clark, Victoria '90 (31-32, 3rd year). Assistants - Virgil Hill, Steve Anderson, Novell Thomas, Ted Murray.

**RETURNING STARTERS:** Steve Dynie (G, 6-2, Sr., 10.7 ppg, 2.1 rpg, 2.3 app); Dave Wahl (F, 6-8, Jr., 14.6 ppg, 6.2 rpg, HM All-American); Sean Ramjagsingh (C, 6-11, Sr., 11.6 ppg, 5.7 rpg, 44 blocks); Richard Anderson (F, 6-6, So., 9.6 ppg, 5.3 rpg). **RETURNING LETTERMEN:** Tony McCrory (G, 6-6, Jr., 9.3 ppg, 4.3 rpg, 2.2 app); Matt Ewonus (G, 6-0, Jr., 1.5 ppg, 0.2 rpg); Chris Gill (G, 6-4, Jr., 1.3 ppg, 1.0 rpg); Ben Johnston (G, 6-0, So., 0.8 ppg, 0.2 rpg).

**TOP NEWCOMERS:** Andrew Kwiatkowski (F, 6-6, Fr., Kitchner, Ont.); Robert Smart (G, 6-3, Fr., Napanee, Ont.) **KEY LOSSES:** Novell Thomas (G, 14.3 ppg, 4.8 rpg, 6.5 app, 3.1 steals; HM All-American); Jeff Korab (F, 3.5 ppg, 2.7 rpg).

**SERIES FACT:** Win Streak - 10 (1974-81). Loss Streaks - 2 (1973-74, 1987, 1989-90, 1996). Most Points - 131 (1993). Most Points Allowed - 95 (1992). Biggest Margins: Win - 44 (131-87 in 1993). Loss - 25 (75-50 in 1974). **W-L Records:** At Nicholson Pavilion - 25-3. At Burnaby - 15-12. Neutral Sites - 0-1.

**1997-98 Schedule**

|         |     |                    |     |   |          |    |  |    |           |
|---------|-----|--------------------|-----|---|----------|----|--|----|-----------|
| Oct. 15 | 79  | Victoria           | 68  | H | Dec. 23  | 72 | Freed-Hardeman   | 76 | N         |
| Oct. 18 | 94  | Trinity Western    | 87  | A | Jan. 3-4 |    | at UBC Invitational,   | 1  | or 3 p.m. |
| Oct. 23 | 101 | Alberta            | 91  | H | Jan. 10  |    | Son's Blue Angels (exh)  |    |           |
| Oct. 28 | 76  | British Columbia   | 79  | H | Jan. 17  |    | *Western Washington  |    |           |
| Oct. 31 | 70  | Ottawa             | 42  | N | Jan. 24  |    | *at Lewis-Clark State  |    |           |
| Nov. 1  | 72  | Carleton           | 60  | A | Jan. 29  |    | *St. Martin's  |    |           |
| Nov. 7  | 59  | Montana            | 107 | A | Jan. 31  |    | *Central Washington  |    |           |
| Nov. 8  | 66  | Montana State      | 64  | A | Feb. 5   |    | *at Western Washington   |    |           |
| Nov. 14 | 67  | Utah State         | 79  | A | Feb. 7   |    | *Evergreen State   |    |           |
| Nov. 15 | 61  | Colorado State     | 85  | A | Feb. 14  |    | *at St. Martin's   |    |           |
| Nov. 17 | 70  | New Mexico State   | 106 | A | Feb. 19  |    | *Lewis-Clark State, 8 p.m.   |    |           |
| Nov. 21 | 71  | Cal Poly - SLO     | 89  | A | Feb. 21  |    | *at Evergreen State, 7:30 p.m.   |    |           |
| Nov. 23 | 49  | Portland State     | 64  | A | Feb. 28  |    | *at Central Washington   |    |           |
| Nov. 29 | 78  | Puget Sound        | 71  | H |          |    |  |    |           |
| Dec. 12 | 65  | UBC (at BC Place)  | 55  | N |          |    | <b>Tournaments:</b> Carleton Invitational (Oct. 31-Nov. 1) - 2-0, 1st. |    |           |
| Dec. 16 | 66  | Western Oregon     | 82  | H |          |    | Bahamas Invitational (Dec. 20-23)                                      |    |           |
| Dec. 20 | 71  | Northwest Missouri | 55  | N |          |    | - 2-1. UBC Invitational (Jan. 3-4).                                    |    |           |

**WESTERN WASHINGTON**  
**Jan. 29 at Bellingham, Feb. 19 at Ellensburg**

**VIKING INFORMATION**

Location: Bellingham  
 Enrollment: 11,014  
 Arena: Sam Carver Gym (3,100)  
 Series: CWU 138, WWU 73  
 SID: Paul Madison  
 SID Phone: 360-650-3108

Fax Phone: 360-650-3495  
 Lettermen: 7  
 Starters: 3  
 1996-97 Record: 12-14  
 Conference: PNWAC  
 Conference Record: 3-7, 5th

**COACHING STAFF: Head Coach** - Brad Jackson, WSU '75 (230-141, 12 years).  
**Assistants** - Tony Dominguez, Rob Visser, Tim Malroy.

**RETURNING STARTERS:** Dan Legard (G, 6-4, Sr., 11.8 ppg, 4.0 rpg, 3.2 apg); Dan DeBord (F, 6-6, Sr., 12.7 ppg, 4.5 rpg, 1st team PNWAC); Jared Stevenson (G, 6-1, So., 11.8 ppg, 2.2 rpg, 3.1 apg). **RETURNING LETTERMEN:** David McNicol (G, 6-4, Sr., 5.7 ppg, 2.6 rpg, 1.2 apg); Jim Mattler (G, 5-11, Sr., 7.4 ppg, 1.7 rpg); Justin Olds (C, 6-6, So., 5.6 ppg, 3.6 rpg); Todd Engblom-Stryker (F, 6-7, Jr., 6.0 ppg, 3.7 rpg in 1995-96).

**TOP NEWCOMERS:** Kyle Stonehouse (C, 6-8, Jr., Vancouver - U. Portland); Ryan Kettman (F, 6-3, Fr., Bellingham - Sehome). **KEY LOSSES:** Dane Looker (G, 10.2 ppg, 2.2 rpg); Mike Chapman (C, 14.5 ppg, 6.4 rpg); Idris Orughu (F, 5.5 ppg, 6.0 rpg).

**SERIES FACT: Win Streaks** - 21 (1928-37), 10 (1978-81), 8 (1974-77). **Loss Streaks** - 7 (1924-27), 7 (1960-62). **Most Points** - 111 (1977). **Most Points Allowed** - 96 (1991). **Biggest Margins:** Win - 55 (111-56 in 1977). Loss - 46 (57-11 in 1917). **W-L Records:** At Ellensburg - 80-24. At Nicholson Pavilion - 42-11. At Bellingham - 53-47. At Sam Carver Gym - 26-22. Neutral Sites - 5-2.

**1997-98 Schedule**

|         |     |                     |     |   |         |                                |
|---------|-----|---------------------|-----|---|---------|--------------------------------|
| Nov. 21 | 66  | Azusa Pacific       | 88  | N | Jan. 22 | Hawaii Pacific                 |
| Nov. 22 | 119 | Western Oregon      | 89  | N | Jan. 24 | BYU-Hawaii                     |
| Nov. 25 | 114 | Trinity Western     | 65  | H | Jan. 29 | *Central Washington            |
| Dec. 1  | 77  | North Dakota State  | 87  | H | Jan. 31 | *at Evergreen State, 7:30 p.m. |
| Dec. 4  | 96  | Cal Poly Pomona     | 79  | H | Feb. 5  | *Simon Fraser                  |
| Dec. 18 | 66  | Humboldt State      | 79  | N | Feb. 7  | *at Lewis-Clark State, 8 p.m.  |
| Dec. 19 | 80  | St. Martin's        | 64  | N | Feb. 12 | *at St. Martin's               |
| Dec. 20 | 87  | Albertson           | 100 | N | Feb. 14 | *Evergreen State               |
| Dec. 30 |     | Seattle Pacific     |     |   | Feb. 19 | *at Central Washington         |
| Jan. 3  |     | At New Mexico State |     |   | Feb. 21 | *Lewis-Clark State, 2:30 p.m.  |
| Jan. 8  |     | Malaspina           |     |   | Feb. 26 | at Hawaii Pacific, 7:30 p.m.   |
| Jan. 12 |     | at Seattle Pacific  |     |   | Feb. 28 | at BYU-Hawaii, 7:30 p.m.       |
| Jan. 15 |     | *St. Martin's       |     |   |         |                                |
| Jan. 17 |     | *at Simon Fraser    |     |   |         |                                |

**Tournaments:** SPU Invitational (Nov. 21-22) - 1-1. Southern California Shootout - 1-2, 6th.

**1996-97 FINAL CWU MEN'S BASKETBALL STATS - 31 Games (18-13, PNWAC 9-1)**

|                     | G-GS  | FG       | PCT  | 3FG     | PCT  | FT      | PCT  | OR  | REB  | AVG  | PF-D   | PTS  | AVG  | AST | TO  | BK | ST  | MN   | RATING |
|---------------------|-------|----------|------|---------|------|---------|------|-----|------|------|--------|------|------|-----|-----|----|-----|------|--------|
| Willie Thomas       | 30-30 | 206-389  | 53.0 | 6-25    | 24.0 | 135-194 | 69.6 | 77  | 230  | 7.7  | 74-1   | 553  | 18.4 | 40  | 92  | 35 | 75  | 1011 | 1.43   |
| <b>TYCE NASINEC</b> | 31-31 | 132-273  | 48.4 | 44-110  | 40.0 | 70-94   | 74.5 | 33  | 88   | 2.8  | 103-4  | 378  | 12.2 | 75  | 78  | 7  | 44  | 907  | 1.07   |
| Todd Nealey         | 31-31 | 104-239  | 43.5 | 37-102  | 36.3 | 123-147 | 83.7 | 12  | 75   | 2.7  | 67-0   | 368  | 11.9 | 150 | 123 | 0  | 53  | 863  | 1.26   |
| <b>ERIC DAVIS</b>   | 31-2  | 85-228   | 37.3 | 61-158  | 38.6 | 28-41   | 68.3 | 30  | 90   | 2.9  | 36-0   | 259  | 8.4  | 29  | 24  | 1  | 19  | 706  | 1.07   |
| <b>GRADY FALLON</b> | 31-31 | 86-211   | 40.8 | 57-156  | 36.5 | 19-37   | 51.4 | 30  | 90   | 2.9  | 57-2   | 248  | 8.0  | 29  | 44  | 7  | 31  | 742  | 1.00   |
| <b>PAUL FRAKER</b>  | 29-29 | 76-183   | 41.5 | 27-63   | 42.9 | 57-73   | 78.1 | 43  | 173  | 6.0  | 72-1   | 236  | 8.1  | 61  | 55  | 22 | 17  | 791  | 1.26   |
| Chris Mosley        | 30-1  | 38-96    | 39.6 | 6-20    | 30.0 | 35-50   | 70.0 | 36  | 71   | 2.4  | 84-2   | 117  | 3.9  | 25  | 37  | 5  | 10  | 403  | 0.72   |
| Phil Deutsch        | 25-0  | 28-95    | 29.5 | 23-80   | 28.8 | 3-4     | 75.0 | 11  | 16   | 0.6  | 17-0   | 82   | 3.3  | 6   | 10  | 0  | 2   | 243  | 0.60   |
| Aaron Kennedy       | 30-0  | 15-34    | 44.1 | 3-11    | 27.3 | 13-21   | 61.9 | 9   | 39   | 1.3  | 46-1   | 46   | 1.5  | 42  | 30  | 2  | 14  | 346  | 1.02   |
| <b>REM SACKMANN</b> | 24-0  | 7-21     | 33.3 | 0-3     | 0.0  | 10-19   | 52.6 | 12  | 30   | 1.3  | 18-0   | 24   | 1.0  | 4   | 5   | 0  | 1   | 111  | 0.77   |
| Ryan Berbahn        | 11-0  | 2-12     | 16.7 | 1-5     | 20.0 | 3-4     | 75.0 | 1   | 1    | 0.1  | 5-0    | 8    | 0.7  | 4   | 4   | 0  | 2   | 32   | 0.54   |
| Mike Blankenship    | 3-0   | 1-7      | 14.3 | 1-4     | 25.0 | 2-5     | 40.0 | 0   | 4    | 1.3  | 7-0    | 5    | 1.7  | 3   | 3   | 0  | 1   | 31   | 0.49   |
| Bryan Wick          | 4-0   | 2-4      | 50.0 | 1-3     | 33.3 | 0-3     | 0.0  | 1   | 1    | 0.3  | 1-0    | 5    | 1.3  | 0   | 0   | 0  | 0   | 15   | 0.67   |
| Brian Reed          | 5-0   | 1-6      | 16.7 | 1-3     | 33.3 | 0-0     | 0.0  | 3   | 5    | 1.0  | 5-0    | 3    | 0.6  | 0   | 5   | 0  | 0   | 24   | 0.27   |
| Totals              | 31    | 783-1798 | 43.5 | 268-743 | 36.1 | 498-692 | 72.0 | 346 | 1013 | 32.7 | 592-11 | 2332 | 75.2 | 468 | 524 | 79 | 269 | 6225 | 1.12   |
| Opponents           | 31    | 836-1808 | 46.2 | 151-407 | 37.1 | 465-684 | 68.0 | 425 | 1159 | 37.4 | 617-18 | 2288 | 73.8 | 471 | 565 | 78 | 224 | 6225 | 1.10   |

**Team Rebounds** - CWU 100 (48-52), Opp. 118 (56-62). **Dead Balls** - CWU 109, Opp. 119. **Team Turnovers:** CWU 14, Opp. 13. **Technical Fouls** - Nasinec 2, Fraker 2, Thomas, Blankenship, Kennedy, Mosley, Fraker 2, Opp. 7. **Won-Loss Records:** Home - 9-2. Away - 5-8. Neutral - 4-3. **Leading at Half** - 15-4. **Trailing at Half** - 3-9. **Tied at Half** - 0-0. **Overtime** - 1-0. **PNWAC** - 9-1

| Scoring By Halves  | 1    | 2    | 1OT | 2OT | Total |
|--------------------|------|------|-----|-----|-------|
| Central Washington | 1149 | 1175 | 8   | 0   | 2332  |
| Opponents          | 1092 | 1194 | 2   | 0   | 2288  |

**1996-97 Awards:** **Captain** - Willie Thomas, Grady Fallon, Tyce Nasinec. **MVP** - Willie Thomas. **GI Coleman Inspirational** - Chris Mosley. **Hustle** - Tyce Nasinec. **Ken Broche Coaches Award** - Paul Fraker, Todd Nealey. **Letter winners** - Grady Fallon (3), Tyce Nasinec (2), Willie Thomas (2), Phil Deutsch, Todd Nealey, Chris Mosley, Ryan Behbahani, Aaron Kennedy, Eric Davis, Rem Sackmann, Paul Fraker.

# 1996-97 PNWAC REVIEW

|                    | W | L | W  | L  | PF   | PA   | Home |
|--------------------|---|---|----|----|------|------|------|
| Central Washington | 9 | 1 | 18 | 13 | 2332 | 2288 | 9-2  |
| Simon Fraser       | 6 | 4 | 14 | 18 | 2383 | 2505 | 6-3  |
| Seattle            | 5 | 5 | 13 | 18 | 2210 | 2381 | 9-4  |
| St. Martin's       | 5 | 5 | 11 | 17 | 2113 | 2250 | 9-6  |
| Western Washington | 3 | 7 | 12 | 14 | 2086 | 2115 | 8-4  |
| Lewis-Clark State  | 2 | 8 | 8  | 17 | 1671 | 1846 | 5-5  |

**PNWAC Playoffs:** Mar. 5 - #6 Lewis-Clark State 58 at #3 Seattle 67; #5 Western Washington 82 at #4 St. Martin's 86 (ot). Mar. 8 - St. Martin's 65 at #1 Central Washington 79; Seattle 62 at #2 Simon Fraser 72. Mar. 11 - Simon Fraser 72 at Central Washington 81. **NAIA Nationals at Tulsa:** Mar. 18 - Central Washington 61, Incarnate Word, Tex. 58. Mar. 20 - Central Washington 87, Azusa Pacific 76. Mar. 21 - Cumberland, Kent. 89, Central Washington 68.

## NAIA Pacific Northwest Athletic Conference All-Stars

| Name               | Team               | Ht. | Yr. | Pos. | Hometown         |
|--------------------|--------------------|-----|-----|------|------------------|
| Willie Thomas*     | Central Washington | 6-5 | Sr. | F    | Los Angeles, CA  |
| Jeremiah Wynnott*+ | Lewis-Clark State  | 6-7 | Sr. | F    | Anderson, AK     |
| Novell Thomas*     | Simon Fraser       | 6-0 | Sr. | G    | Richmond, B.C.   |
| Mark Stottlemire*  | Seattle            | 6-6 | Jr. | F    | Richland         |
| Bill Sheed*        | St. Martin's       | 6-0 | Sr. | G    | Philadelphia, PA |
| Roger Hammond*     | Seattle            | 6-9 | Sr. | C    | Seattle          |
| David Wahl*        | Simon Fraser       | 6-9 | So. | F    | Waterloo, Ont.   |
| Tracey Thomas*+    | St. Martin's       | 6-4 | Sr. | F    | Centralia        |
| Todd Nealey        | Central Washington | 6-0 | Sr. | G    | LaCrosse         |
| Charlie Walker     | Lewis-Clark State  | 6-6 | Sr. | F    | Lewiston, ID     |
| Dan DeBord         | Western Washington | 6-6 | Jr. | F    | Olympia          |

\*Unanimous +Repeater

**Honorable Mention** - Mack Junior, Seattle; Richard Anderson, Simon Fraser; Dan Legard, Western Washington; Tyce Nasinec, Central Washington. **Player-of-the-Year** - Willie Thomas, Central Washington. **Coach-of-the-Year** - Greg Sparling, Central Washington

**NAIA All-Americans: Second Team** - Willie Thomas, Central Washington. **Honorable Mention** - Jeremiah Wynnott, LCSC; Novell Thomas, Roger Hammond, Seattle; Mark Stottlemire, Seattle; Tracey Thomas, St. Martin's; Dave Wahl, Simon Fraser. **Academic** - Cory Hitzemann, Seattle; Mark Lamprecht, Seattle; Mark Stottlemire, Seattle.

**NAIA National Statistics: Individual:** Scoring - 17. Jeremiah Wynnott, LCSC, 21.6. Free Throw PCT. - 5. Dan Legard, WWU, 87.9; 17. Jared Stevenson, WWU, 83.8; 19. Todd Nealey, CWU, 83.7. Rebounding - 8. Roger Hammond, SU, 10.94. Assists - 13. Novell Thomas, SFU, 6.47. **Team:** None.

## PACIFIC NORTHWEST AC STATISTICAL LEADERS

**Individual:** Scoring - 1. Jeremiah Wynnott, LCSC, 21.6; 2. Willie Thomas, CWU, 18.4; 12. Tyce Nasinec, CWU, 12.2; 13. Todd Nealey, CWU, 11.9. Field Goal PCT. - 1. Richard Anderson, SFU, 59.2; 4. Willie Thomas, CWU, 53.0; 12. Tyce Nasinec, CWU, 48.4. Three-point FG - 1. Steve Dynie, SFU, 45.5; 4. Paul Fraker, CWU, 42.9; 7. Tyce Nasinec, CWU, 40.0; 8. Eric Davis, CWU, 38.6; 12. Grady Fallon, CWU, 36.5; 13. Todd Nealey, CWU, 36.3. Free Throw PCT. - 1. Dan Legard, WWU, 87.9; 4. Todd Nealey, CWU, 83.7; 6. Paul Fraker, CWU, 78.1; 10. Tyce Nasinec, CWU, 74.5; 16. Willie Thomas, CWU, 69.6. Rebounds - 1. Roger Hammond, SU, 10.94; 4. Willie Thomas, CWU, 7.67; 11. Paul Fraker, CWU, 5.97. Assists - 1. Novell Thomas, SFU, 6.47; 2. Todd Nealey, CWU, 4.84; 9. Tyce Nasinec, CWU, 2.42; 15. Paul Fraker, CWU, 2.10. Steals - 1. Novell Thomas, SFU, 3.09; 4. Willie Thomas, CWU, 2.50; 6. Todd Nealey, CWU, 1.71; 8. Tyce Nasinec, CWU, 1.42. Blocks - 1. Sean Ramjagsingh, SFU, 1.57; 3. Willie Thomas, CWU, 1.17; 8. Paul Fraker, CWU, 0.76.

**Team Offense:** Scoring - 1. Western Washington 80.2; 3. Central Washington 75.2. FG PCT. - 1. Simon Fraser 45.9; 5. Central Washington 43.5. 3-PT FG PCT. - 1. Simon Fraser 37.5; 3. Central Washington 36.1. FT PCT. - 1. Central Washington 72.0; 2. Western Washington 71.3. Rebounding Margin - 1. St. Martin's 3.7; 6. Central Washington -4.7. Turnover Ratio - 1. Central Washington +41, 2. Western Washington +28. **Team Defense:** Scoring - 1. Central Washington 73.81; 2. Lewis-Clark State 73.84. FG PCT. - 1. Simon Fraser 43.4; 4. Central Washington 46.2. 3-PT FG PCT. - 1. Seattle 32.7; 4. Central Washington 37.1. Steals - 1. Western Washington 9.6; 2. Central Washington 8.7.

## LITTLE ALL-NORTHWEST

### First Team

|                  |                    |   |     |     |                  |
|------------------|--------------------|---|-----|-----|------------------|
| Brian Hills+     | Western Baptist    | G | 6-0 | Sr. | Salem, OR        |
| Brett Jefferies  | Pacific            | F | 6-7 | Sr. | Perth, Australia |
| Brooks Meek      | Lewis & Clark      | G | 6-0 | Jr. | Marysville, WA   |
| Willie Thomas    | Central Washington | F | 6-5 | Sr. | Los Angeles, CA  |
| Jeremiah Wynnott | Lewis-Clark State  | F | 6-7 | Sr. | Anderson, AK     |

### Second Team

|               |                  |   |     |     |                  |
|---------------|------------------|---|-----|-----|------------------|
| Whitney Brake | Lewis & Clark    | F | 6-6 | Jr. | Sacramento, CA   |
| Brady Deal    | Seattle Pacific  | F | 6-6 | Sr. | Kent, WA         |
| Matt Foster   | Oregon Tech      | C | 6-7 | Jr. | Perth, Australia |
| Matt Jones    | Western Oregon   | G | 5-8 | Sr. | Lebanon, OR      |
| Ryan Williams | Alaska-Anchorage | F | 6-8 | Sr. | Sandy, UT        |

### Third Team

|                  |                  |   |     |     |                   |
|------------------|------------------|---|-----|-----|-------------------|
| Alphonso Niles   | Concordia        | C | 6-7 | Fr. | St. Thomas, VI    |
| Mike Hayter      | Willamette       | G | 6-1 | Sr. | Billings, MT      |
| Ben Heimerman    | Whitworth        | F | 6-6 | Jr. | Spokane, WA       |
| Mark Stottlemire | Seattle          | F | 6-6 | Jr. | Richland, WA      |
| Dan Rough        | Whitman          | G | 6-1 | Jr. | Port Townsend, WA |
| Rick Stafford    | Alaska-Anchorage | G | 6-4 | Sr. | Auburn, WA        |
| Nate Williams    | Whitworth        | G | 6-2 | Sr. | Portland          |

**Coach-of-the-Year** - Ken Schumann, Pacific.

**Team-of-the-Year** - Oregon Tech.

# CONFERENCE HISTORY

## District 1 Standings (1983-93)

|                    | Regular-Season |     |      |      | Playoffs |     |     |     | Titles | W-L   |
|--------------------|----------------|-----|------|------|----------|-----|-----|-----|--------|-------|
|                    | W              | L   | PCT  | GB   | 1st      | 2nd | 3rd | No. |        |       |
| Central Washington | 115            | 35  | .767 | —    | 6        | 3   | 0   | 10  | 7      | 23-9  |
| Western Washington | 103            | 60  | .632 | 18.5 | 3        | 2   | 1   | 8   | 2      | 11-12 |
| Puget Sound        | 31             | 25  | .554 | 37   | 0        | 1   | 1   | 3   | 0      | 3-3   |
| Alaska Pacific     | 36             | 31  | .538 | 37.5 | 0        | 0   | 0   | 1   | 0      | 0-1   |
| Pacific Lutheran   | 73             | 66  | .525 | 36.5 | 0        | 1   | 2   | 4   | 0      | 1-5   |
| Seattle            | 81             | 78  | .509 | 38.5 | 1        | 0   | 3   | 5   | 0      | 3-5   |
| Whitworth          | 68             | 66  | .507 | 39   | 1        | 1   | 1   | 4   | 1      | 4-3   |
| St. Martin's       | 85             | 86  | .497 | 40.5 | 3        | 0   | 0   | 4   | 1      | 7-4   |
| Lewis-Clark State  | 83             | 85  | .494 | 41   | 0        | 0   | 2   | 8   | 1      | 5-8   |
| Simon Fraser       | 79             | 85  | .482 | 43   | 0        | 1   | 2   | 7   | 0      | 1-7   |
| Whitman            | 49             | 57  | .462 | 44   | 0        | 1   | 0   | 2   | 0      | 2-3   |
| Alaska Southeast   | 39             | 56  | .411 | 48.5 | 0        | 1   | 0   | 1   | 0      | 0-1   |
| Sheldon Jackson    | 13             | 104 | .111 | 85.5 | 0        | 0   | 0   | 0   | 0      | 0-0   |
| Northwest College  | 2              | 46  | .041 | 62   | 0        | 0   | 0   | 0   | 0      | 0-0   |

## Pacific Northwest AC/PNW Region (1994-97)

|                    | Regular-Season |    |      |    | Playoffs |     |     |     | Titles | W-L |
|--------------------|----------------|----|------|----|----------|-----|-----|-----|--------|-----|
|                    | W              | L  | PCT  | GB | 1st      | 2nd | 3rd | No. |        |     |
| Central Washington | 27             | 19 | .587 | —  | 2        | 0   | 0   | 4   | 2      | 5-2 |
| Western Washington | 27             | 19 | .587 | —  | 1        | 1   | 0   | 4   | 1      | 3-3 |
| Seattle            | 25             | 21 | .543 | 2  | 1        | 0   | 1   | 4   | 0      | 4-4 |
| Lewis-Clark State  | 24             | 22 | .522 | 3  | 0        | 3   | 0   | 4   | 1      | 4-3 |
| Simon Fraser       | 23             | 23 | .500 | 4  | 0        | 2   | 0   | 4   | 0      | 1-4 |
| Puget Sound        | 16             | 20 | .444 | 8  | 0        | 1   | 0   | 3   | 0      | 1-3 |
| St. Martin's       | 14             | 32 | .304 | 13 | 0        | 0   | 1   | 2   | 0      | 3-2 |

## Year-by-Year Won-Loss Records

| Year | CWU   | LCSC | UPS  | STM   | SU    | SFU  | WWU   |
|------|-------|------|------|-------|-------|------|-------|
| 1983 | 5-9   | 3-12 |      | 16-1* | 8-6   | 6-8  | 6-8   |
| 1984 | 12-2* | 7-7  |      | 4-10  | 8-4   | 1-12 | 6-7   |
| 1985 | 12-2  | 10-8 |      | 4-12  | 11-1* | 4-11 | 8-7   |
| 1986 | 12-2* | 11-4 |      | 6-12  | 8-7   | 6-10 | 7-8   |
| 1987 | 13-3* | 5-11 |      | 6-10  | 8-8   | 11-5 | 11-5  |
| 1988 | 14-4  | 12-6 |      | 9-9   | 9-9   | 12-6 | 15-3* |
| 1989 | 12-4  | 11-5 |      | 9-7   | 6-10  | 10-6 | 15-1* |
| 1990 | 16-2* | 7-11 | 13-5 | 7-11  | 6-12  | 10-8 | 15-3  |
| 1991 |       | 5-7  | 7-5  | 10-2* | 7-5   | 5-7  | 5-7   |
| 1992 | 9-5*  | 8-6  | 3-11 | 9-5*  | 7-7   | 8-6  | 9-5*  |
| 1993 | 10-2* | 4-8  | 8-4  | 5-7   | 3-9   | 6-6  | 6-6   |
| 1994 | 6-6   | 7-5  | 7-5  | 2-10  | 6-6   | 3-9  | 11-1* |
| 1995 | 9-3*  | 7-5  | 4-8  | 4-8   | 5-7   | 6-6  | 7-5   |
| 1996 | 3-9   | 8-4  | 5-7  | 3-9   | 9-3*  | 8-4  | 6-6   |
| 1997 | 9-1*  | 2-8  |      | 5-5   | 5-5   | 6-4  | 3-7   |

| Year | NWC  | PLU  | Whitman | Whitworth | APU | ASE  | SJC  |
|------|------|------|---------|-----------|-----|------|------|
| 1983 |      | 7-8  | 3-9     | 10-3      |     |      |      |
| 1984 |      | 11-5 | 5-7     | 6-6       |     |      |      |
| 1985 |      | 10-5 | 2-5     | 3-9       |     | 4-9  |      |
| 1986 |      | 11-4 | 12-3    | 3-14      |     | 5-9  | 1-10 |
| 1987 | 1-13 | 5-9  | 9-5     | 7-9       | 7-8 | 11-5 | 0-16 |

|      |      |      |      |       |      |      |      |
|------|------|------|------|-------|------|------|------|
| 1988 | 0-18 | 11-7 |      | 6-12  | 9-9  | 10-8 | 3-15 |
| 1989 | 1-15 | 6-10 | 10-6 | 10-6  | 8-8  | 8-8  | 3-13 |
| 1990 |      | 9-9  | 4-14 | 13-5  | 12-6 | 1-17 | 3-15 |
| 1991 |      | 3-9  | 4-8  | 10-2* |      |      | 0-12 |
| 1992 |      |      |      |       |      |      | 2-12 |
| 1993 |      |      |      |       |      |      | 1-11 |

\*Regular-season champion. Prior to 1983 playoff participants were decided by Kraus Kourt (1977-82) or by district executive committee. Regular-season champions won playoff except in the following years: 1985 - CWU; 1989 - CWU; 1991 - Whitworth (co-champion); 1992 - Lewis-Clark State; 1996 - Lewis-Clark State. The NIAA abandoned the district format in favor of conferences and regions following the 1992-93 season. After competing as a region in 1993-94, the same seven teams formed the Pacific Northwest Athletic Conference in 1994-95.

## Conference/District Champions

|          |                    |                  |                    |                    |                    |
|----------|--------------------|------------------|--------------------|--------------------|--------------------|
| District | 1962               | Pacific Lutheran | 1982               | Central Washington |                    |
| 1942     | Eastern Washington | 1963             | Pacific Lutheran   | 1983               | St. Martin's       |
| 1943     | Eastern Washington | 1964             | Pacific Lutheran   | 1984               | Central Washington |
| 1944     | No playoffs        | 1965             | Central Washington | 1985               | Central Washington |
| 1945     | Eastern Washington | 1966             | Central Washington | 1986               | Central Washington |
| 1946     | Eastern Washington | 1967             | Central Washington | 1987               | Central Washington |
| 1947     | Eastern Washington | 1968             | Central Washington | 1988               | Western Washington |
| 1948     | Gonzaga            | 1969             | Central Washington | 1989               | Central Washington |
| 1949     | Puget Sound        | 1970             | Central Washington | 1990               | Central Washington |
| 1950     | Central Washington | 1971             | Central Washington | 1991               | Whitworth          |
| 1951     | Pacific Lutheran   | 1972             | Western Washington | 1992               | Lewis-Clark State  |
| 1952     | Whitworth          | 1973             | Alaska - Fairbanks | 1993               | Central Washington |
| 1953     | Gonzaga            | 1974             | Central Washington |                    |                    |
| 1954     | Whitworth          | 1975             | Central Washington |                    |                    |
| 1955     | Whitworth          | 1976             | Central Washington |                    |                    |
| 1956     | Pacific Lutheran   | 1977             | Central Washington |                    |                    |
| 1957     | Pacific Lutheran   | 1978             | Central Washington |                    |                    |
| 1958     | Pacific Lutheran   | 1979             | Central Washington |                    |                    |
| 1959     | Pacific Lutheran   | 1980             | Central Washington |                    |                    |
| 1960     | Western Washington | 1981             | Central Washington |                    |                    |
| 1961     | Whitworth          |                  |                    |                    |                    |

| PNW Region |                    |
|------------|--------------------|
| 1994       | Western Washington |

| PNWAC |                    |
|-------|--------------------|
| 1995  | Central Washington |
| 1996  | Lewis-Clark State  |
| 1997  | Central Washington |

## Coaches of the Year

|      |                                    |      |                                    |
|------|------------------------------------|------|------------------------------------|
| 1964 | Gene Lundgaard, Pacific Lutheran   | 1982 | Dean Nicholson, Central Washington |
| 1965 | Dean Nicholson, Central Washington | 1983 | Joe Meagher, St. Martin's          |
| 1966 | Chuck Randall, Western Washington  | 1984 | Bruce Haroldson, Pacific Lutheran  |
| 1967 | Dean Nicholson, Central Washington | 1985 | Len Nardone, Seattle               |
| 1968 | Dick Kamm, Whitworth               | 1986 | Jim Mastin, Whitman                |
| 1969 | Dean Nicholson, Central Washington | 1987 | Clair Markey, Alaska Southeast     |
| 1970 | Dean Nicholson, Central Washington | 1988 | Brad Jackson, Western Washington   |
| 1971 | Chuck Randall, Western Washington  | 1989 | Brad Jackson, Western Washington   |
| 1972 | Chuck Randall, Western Washington  | 1990 | Brad Jackson, Western Washington   |
| 1973 | Al Svenningson, Alaska - Fairbanks | 1991 | Warren Friedrichs, Whitworth       |
| 1974 | Dick Kaufman, St. Martin's         | 1992 | Gil Coleman, Central Washington    |
| 1975 | Dean Nicholson, Central Washington |      | Bob Grisham, St. Martin's          |
| 1976 | Cal Riemcke, Whitworth             | 1993 | Gil Coleman, Central Washington    |
| 1977 | Dick Kaufman, St. Martin's         |      | Bob Niehl, Puget Sound             |
| 1978 | Ed Anderson, Pacific Lutheran      | 1994 | Brad Jackson, Western Washington   |
| 1979 | Len Stevens, St. Martin's          | 1995 | Gil Coleman, Central Washington    |
| 1980 | Dean Nicholson, Central Washington | 1996 | Al Hairston, Seattle               |
| 1981 | Jim Mastin, Whitman                | 1997 | Greg Sparling, Central Washington  |
|      | Len Stevens, St. Martin's          |      |                                    |

# THE PAST



Leo and Dean Nicholson

## CWU Winningest Team in NAIA Tournament History

Central Washington University is the winningest team in the history of the NAIA national tournament with 44 victories.

CWU also holds the record for most appearances and consecutive appearances. The Wildcats participated in their 26th national championship last year. Between 1974 and 1982, Central put together a string of nine straight national tournament appearances.

In 86 seasons, CWU teams have won 1,370 games and lost 732, a winning percentage of .653. Even more remarkable is the fact a father-and-son coaching combination is responsible for nearly 90 percent of the wins.

Leo Nicholson coached 505 victories in 33 seasons winning nine conference titles before retiring in 1964. Son Dean won 609 games in 26 seasons. Dean, with 38 coaching victories at Kansas City, is the winningest coach in the history of the national tournament.

CWU won 14 Evergreen Conference titles and shared the WIBA championship in 1980 (its only year of existence) under the younger Nicholson's coaching.

The Nicholsons are the winningest father-son coaching combination in the history of collegiate basketball with 1,114 victories. The historic 1,000th win came on Dec. 12, 1986 when CWU defeated Northwest Nazarene 76-71 in a tournament at Whitworth College.

Dean joined his father in the exclusive 500 victory club on Jan. 6, 1987 when the Wildcats stopped Pacific Lutheran 70-53 at Nicholson Pavilion.

In district, regional and conference playoff competition, the 'Cats have won 70

games and lost 23 and have won 26 titles, 22 during Dean Nicholson's 26-year tenure as head coach. CWU won 19 straight district playoff games between 1976 and 1982.

CWU's best finish at the national tournament came in 1970 when it placed second and Nicholson was selected the NAIA National Coach-of-the-Year. The 'Cats also finished third in 1967, 1969, 1987 and 1989 and fourth in 1985.

CWU has reached the quarterfinals of the national tournament in six of its last eight appearances, including last March when it came into the tournament unseeded and upset fifth-seeded Incarnate Word, Tex., and No. 12 Azusa Pacific before losing to No. 13 Cumberland, Kentucky.

First team All-American honors have been won by four CWU players - Mel Cox in 1967, Paul Adams in 1970, Rich Hanson in 1973 and Jason Pepper in 1993. Eighteen other players have either won second team, third team or honorable mention honors, including Willie Thomas, a second team selection last winter.

In 1987, Ron vanderSchaaf, who was named to the second team, was selected in the seventh round of the NBA draft by the Los Angeles Lakers.

CWU has had three coaches or administrators inducted into the NAIA Basketball Hall-of-Fame. Leo Nicholson was honored in 1964. Perry Mitchell, a long-time CWU administrator and former university president, was selected for his general contributions to NAIA sports. Dean Nicholson was inducted to the hall in 1986. Dean was also named to the NAIA's 50th anniversary all-star team in 1987.

Two Wildcat players have been tapped for special national tournament honors. Dave Benedict won the Charles Stevenson Hustle Award in 1967 and Dave Allen won the same award in 1970. The CWU team won the coveted James A. Naismith - Emil S. Liston Sportsmanship award in the 1967 tournament and again in 1989.

## CWU Basketball Coaches

| Coach                           | Conference |            |             | Overall     |            |             |           |
|---------------------------------|------------|------------|-------------|-------------|------------|-------------|-----------|
|                                 | W          | L          | PCT         | W           | L          | PCT         | YR        |
| No coaches (1902-03)            |            |            |             | 2           | 4          | .333        | 2         |
| Edwin Saunders (1904-05, 08-09) |            |            |             | 22          | 10         | .688        | 4         |
| A. K. Smith (1906)              |            |            |             | 1           | 1          | .500        | 1         |
| Frank T. Wilson (1907)          |            |            |             | 2           | 2          | .500        | 1         |
| J.B. Potter (1910-11)           |            |            |             | 17          | 6          | .739        | 2         |
| James Dallas (1912-13)          |            |            |             | 11          | 13         | .458        | 2         |
| L.D. Sparks (1914-17)           |            |            |             | 12          | 19         | .387        | 4         |
| B.A. Leonard (1922-25)          | 1          | 7          | .125        | 18          | 41         | .305        | 4         |
| Harold Quigley (1926)           | 0          | 4          | .000        | 6           | 13         | .316        | 1         |
| Roy Sandburg (1927-29)          | 8          | 4          | .667        | 38          | 30         | .559        | 3         |
| Leo Nicholson (1930-64)         | 208        | 147        | .586        | 505         | 281        | .642        | 33        |
| Dean Nicholson (1965-90)        | 152        | 35         | .813        | 609         | 219        | .735        | 26        |
| Gil Coleman (1991-95)           | 9          | 3          | .750        | 92          | 64         | .590        | 5         |
| Greg Sparling (1995-97)         | 12         | 10         | .545        | 35          | 29         | .547        | 2         |
| <b>Totals</b>                   | <b>390</b> | <b>210</b> | <b>.650</b> | <b>1370</b> | <b>732</b> | <b>.652</b> | <b>90</b> |

Note: In the 1994-95 season, Sparling had a 2-1 record after replacing Coleman.

## The Leo Nicholson Award

In 1971 a group of Ellensburg businessmen purchased a trophy to be presented each year to the top small-college basketball team in the Pacific Northwest.

The trophy is awarded to the school determined to be the outstanding team by a panel of sportswriters, broadcasters and sports information directors, who also select a Coach-of-the-Year.

The award honors the memory of the late Leo Nicholson, who won 505 games at Central from 1930 to 1964.

Central, under the direction of Leo's son Dean, won the award nine times and the younger Nicholson was voted the Coach-of-the-Year three times. CWU won the award for the 10th time in 1995 under the tutelage of Gil Coleman, who was also voted the Coach-of-the-Year.



| Year | Nicholson Award           |
|------|---------------------------|
| 1971 | Puget Sound               |
| 1972 | Western Washington        |
| 1973 | Puget Sound               |
| 1974 | <b>Central Washington</b> |
| 1975 | <b>Central Washington</b> |
| 1976 | Puget Sound               |
| 1977 | Puget Sound               |
| 1978 | Puget Sound               |
| 1979 | Puget Sound               |
| 1980 | <b>Central Washington</b> |
| 1981 | Puget Sound               |
| 1982 | Western Oregon            |
| 1983 | <b>Central Washington</b> |
| 1984 | Puget Sound               |
| 1985 | <b>Central Washington</b> |
| 1986 | <b>Central Washington</b> |
| 1987 | <b>Central Washington</b> |
| 1988 | Alaska - Anchorage        |
| 1989 | <b>Central Washington</b> |
| 1990 | <b>Central Washington</b> |
| 1991 | College of Idaho          |
| 1992 | Seattle Pacific           |
| 1993 | Willamette                |
| 1994 | Western Washington        |
| 1995 | <b>Central Washington</b> |
| 1996 | Albertson                 |
| 1997 | Oregon Tech               |

## Coach-of-the-Year

|   |
|---|
| Gene Luundgaard, Pacific Lutheran         |
| Jim Boutin, Willamette                    |
| Al Svenningson, Alaska - Anchorage        |
| Dan Miles, Oregon Tech                    |
| Jim Boutin, Willamette                    |
| Jerry Krause, Eastern Washington          |
| <b>Dean Nicholson, Central Washington</b> |
| Terry Layton, Northwest Nazarene          |
| Don Zech, Puget Sound                     |
| Jim Boutin, Western Oregon                |
| Jim Mastin, Whitman                       |
| Jim Larson, Whitworth                     |
| Joe Meagher, St. Martin's                 |
| Marty Holly, College of Idaho             |
| Marty Holly, College of Idaho             |
| Jim Mastin, Whitman                       |
| <b>Dean Nicholson, Central Washington</b> |
| Dan Miles, Oregon Tech                    |
| Brad Jackson, Western Washington          |
| George Roderick, Alaska - Fairbanks       |
| <b>Dean Nicholson, Central Washington</b> |
| Warren Friedrichs, Whitworth              |
| Ed Weidenbach, Northwest Nazarene         |
| Gordie James, Willamette                  |
| Bob Gaillard, Lewis & Clark               |
| <b>Gil Coleman, Central Washington</b>    |
| Warren Friedrichs, Whitworth              |
| Ken Schumann, Pacific                     |

## Dean Nicholson: 609 Wins

One of the greatest basketball coaches in college basketball history - at any level.

That is the easiest way to describe Dean Nicholson, who has won 867 games in his fabulous basketball coaching career that has spanned five different decades.

Nicholson is currently in his third season at Yakima Valley College after coming out of retirement. Two years ago he led the Indians to a 24-8 record. Last year, he guided YVC to a 26-5 record and a third-place finish in the NWAACC state tournament.



Nicholson had been retired since completing a two-year stint (1991-92) with the Yakima SunKings of the CBA. He compiled a 16-48 record with the SunKings

Prior to his stint with the SunKings, Nicholson coached for 14 years at Puyallup High School and 26 seasons at Central Washington University. He won a total of 192 games at Puyallup and 609 with the Wildcats.

In his final season with the 'Cats in 1990, he became only the 17th coach in the entire history of intercollegiate basketball to win 600 games.

He also qualified his team for the NAIA national tournament in Kansas City for a record 22nd time and he became the winningest coach in the history of the national tournament with 38 victories.

Nicholson is a member of three Hall-of-Fames - the Washington State Basketball Coaches Association Hall-of-Fame, the CWU Hall-of-Fame and NAIA Hall-of-Fame.

Only twice in 26 years at CWU did he fail to win at least 20 games. Six times he guided teams into the NAIA Final Four, placing second in 1970, third in 1967, 1969, 1987 and 1989 and fourth in 1985.

His 1970 squad won 31 games, including a school-record 25 straight, and he was voted NAIA Coach-of-the-Year. In 1987, the 'Cats posted a school-record 32 wins and Dean was selected Northwest Small-College Coach-of-the-Year for the second time in his career. His 1989 team equaled that school record with 32 victories. He also won the Northwest Coach-of-the-Year award following the 1990 season.

On seven different occasions he was voted NAIA District 1 Coach-of-the-Year. In 1987, he was voted as one of the five coaches on the NAIA's 50th anniversary all-time team.

Nicholson received numerous other honors during his illustrious coaching career. In 1970 he coached at the USA - Pan American Developmental Camp. He was the NAIA representative to the U.S. Olympic Basketball Committee and coached at the Olympic camp and trials in 1971 and 1972.

He was the head coach for AAU teams which toured South America in 1972 and 1973 and for the NAIA All-Star team in the Cup of Nations tournament in Colombia in 1974.

He was an assistant coach for the West team in the 1982 National Sports Festival in Indianapolis, Ind., and served as a member of the NABC's Hall-of-Fame committee. A charter member of the CWU Hall-of-Fame, he was inducted into the



NAIA Hall-of-Fame in 1986, joining his father in that institution.

Nicholson and his father Leo are the winningest father-son coaching combination in the history of collegiate basketball with 1,114 victories at the four-year level. Leo won 505 games from the fall of 1929 before retiring in 1964.

Nicholson also enjoyed a great playing career at CWU. He earned all-conference honors four straight seasons in basketball, leading the Wildcats to a conference title in 1947 and their first NAIA national tournament berth in 1950.

He scored 1377 points which still ranks eighth on the school's all-time list. In 1950, he made 83 percent of his free throws, the ninth best single-season mark in school history.

Nicholson also lettered in tennis and baseball. He led the Evergreen Conference in hitting in 1950. Off the field, he was elected president of the student body.

After earning a bachelor of arts degree in 1950, he taught mathematics and served as the head basketball coach at Puyallup, winning five Puget Sound titles and compiling a record of 192-113.

In the fall of 1964 he returned to Ellensburg after being named to succeed his father as head basketball coach. In addition to coaching basketball, he was the school's baseball coach in 1967 and tennis coach in 1965 and 1966 and from 1968 until 1978.

## Nicholson's CWU Coaching Record

| Year | Overall |    |      |      | Conference |   |        |      |
|------|---------|----|------|------|------------|---|--------|------|
|      | W       | L  | PF   | PA   | W          | L | Finish | Home |
| 1965 | 20      | 6  | 2108 | 1863 | 9          | 1 | 1st    | 12-3 |
| 1966 | 21      | 8  | 2260 | 2026 | 9          | 3 | 2nd    | 7-2  |
| 1967 | 27      | 4  | 2552 | 2107 | 8          | 1 | 1st    | 11-0 |
| 1968 | 22      | 8  | 2380 | 2046 | 10         | 2 | 1st    | 11-3 |
| 1969 | 24      | 9  | 2500 | 2206 | 8          | 4 | 1st    | 11-2 |
| 1970 | 31      | 2  | 2432 | 2141 | 12         | 0 | 1st    | 10-0 |
| 1971 | 24      | 9  | 2569 | 2243 | 11         | 3 | 1st-T  | 12-1 |
| 1972 | 17      | 9  | 2121 | 1978 | 9          | 3 | 2nd-T  | 10-1 |
| 1973 | 20      | 9  | 1842 | 1711 | 11         | 1 | 1st    | 12-1 |
| 1974 | 17      | 10 | 2095 | 2031 | 8          | 4 | 1st-T  | 12-0 |
| 1975 | 23      | 6  | 2284 | 1944 | 10         | 2 | 1st    | 12-1 |
| 1976 | 23      | 7  | 2235 | 2019 | 9          | 3 | 2nd    | 9-3  |
| 1977 | 24      | 8  | 2325 | 2097 | 11         | 1 | 1st-T  | 14-1 |
| 1978 | 21      | 8  | 2219 | 1966 | 9          | 3 | 1st-T  | 15-0 |
| 1979 | 25      | 6  | 2399 | 2027 |            |   |        | 11-1 |
| 1980 | 27      | 6  | 2520 | 2169 | 6          | 2 | 1st-T  | 12-2 |
| 1981 | 21      | 12 | 2280 | 2155 |            |   |        | 11-4 |
| 1982 | 22      | 7  | 2133 | 1909 |            |   |        | 12-0 |
| 1983 | 7       | 23 | 2395 | 2007 |            |   |        | 4-9  |
| 1984 | 23      | 10 | 2446 | 2210 | 3          | 1 | 1st    | 9-2  |
| 1985 | 25      | 11 | 2736 | 2491 | 5          | 1 | 1st    | 12-1 |
| 1986 | 27      | 6  | 2530 | 2319 | 4          | 0 | 1st    | 12-1 |
| 1987 | 32      | 9  | 3330 | 2861 |            |   |        | 13-2 |
| 1988 | 23      | 11 | 2909 | 2467 |            |   |        | 13-1 |
| 1989 | 32      | 10 | 3378 | 2847 |            |   |        | 12-3 |
| 1990 | 31      | 5  | 2949 | 2429 |            |   |        | 12-1 |

Note: CWU posted record of 26-4 in 1983 before forfeiting 19 games.

# THE RECORD BOOK

## Individual Game

Field Goals - 17, Phil Adams (Pacific Lutheran, 1-13-70)  
 Field Goal Attempts - 40, Fred Peterson (Western Washington, 3-1-47)  
 Field Goal Attempts, modern - 32, Tom Wallenborn (Whitworth, 1-14-61)  
 Field Goal PCT., min. 5 - 100.0, Ray Orange, 10-10 (Western Washington, 3-1-80)  
 Field Goal PCT., min. 12 - 92.8, John Greer, 13-14 (Eastern Oregon, 11-7-95)  
 Consecutive Field Goals made - 15, Terry Britt (1-16-90 to 1-24-90)  
 Three-point Field Goals - 10, Ryan Pepper (Puget Sound, 2-23-95)  
 Three-point Field Goal Attempts - 17, Ryan Pepper (Puget Sound, 2-23-95)  
 Three-point FG PCT., min. 5 - 100.0, Heath Dolven, 5-5 (Whitman, 11-21-92), Ryan Pepper, 5-5 (Pacific Lutheran, 11-20-92)  
 Free Throws - 19, Swede Livingston (British Columbia, 1-4-60)  
 Free Throw Attempts - 22, Mel Cox (Pacific Lutheran, 1-25-64)  
 Free Throw PCT., min. 10 - 100.0, Willie Minor, 14-14 (St. Martin's, 12-10-59)  
 Consecutive Free Throws made - 28, Ryan Pepper (2-2-95 to 2-9-95)  
 Rebounds - 26, Ron Olney (Eastern Washington, 2-21-63)  
 Assists - 15, Reese Radliff (Western Washington, 2-4-83)  
 Steals - 9, Larry Foster (Southern Oregon, 12-20-91)  
 Blocked shots - 9, Leon Johnson (Lewis-Clark State 3-7-95)  
 Turnovers - 10, David Williams (St. Martin's, 1-9-82); Rodnie Taylor (Lewis-Clark State, 12-10-85); Ryan Pepper (MS-Northern, 11-12-94)  
 Points - 46, Ryan Pepper (Puget Sound, 2-23-95)  
 Minutes - 52, Joe Harris (Whitman, 1-11-86)

## Individual Single Season

Field Goals - 317, Ryan Pepper (1995)  
 Field Goal Attempts - 696, Ryan Pepper (1995)  
 Field Goal PCT., min. 150 - 70.0, Doug Harris, 226-323 (1983)  
 Three-point Field Goals - 95, Ryan Pepper (1995)  
 Three-point Field Goal Attempts - 276, Ryan Pepper (1995)  
 Three-point FG PCT., min. 50 - 44.9, Tim Brown, 53-118 (1987)  
 Free Throws - 181, Jason Pepper (1993)  
 Free Throw Attempts - 251, Jason Pepper (1993)  
 Free Throw PCT., min. 50 - 89.2, Larry Foster, 99-111 (1992)  
 Rebounds - 359, Dave Biwer (1989)  
 Rebound Avg. - 14.8, Bill Coordes, 251 (1959)  
 Assists - 242, Joe Harris (1987)  
 Steals - 114, Jason Pepper (1993)  
 Blocked shots - 113, Van Beard (1989)  
 Turnovers - 137, Ryan Pepper (1995)  
 Fouls - 124, Dave Biwer (1989)  
 Disqualifications - 11, Stan Puhich (1968)  
 Points - 898, Ryan Pepper (1995)  
 Scoring Average - 26.4, Ryan Pepper (1995)  
 Games - 42, Art Haskins, Dave Biwer, Van Beard, Alphonso Goldwire (1989)  
 Minutes - 1302, Ryan Pepper (1995)

## Individual Career

Field Goals - 774, Ryan Pepper (1992-95)  
 Field Goal Attempts - 1684, Ryan Pepper (1992-95)  
 Field Goal PCT., min. 325 - 60.3, Ray Orange, 343-569 (1979-80)  
 Free Throws - 582, Mel Cox (1964-67)  
 Free Throw Attempts - 821, Mel Cox (1964-67)  
 Free Throw PCT., min. 125 - 89.2, Larry Foster, 99-111 (1991-92)  
 Three-point Field Goals - 263, Ryan Pepper (1992-95)  
 Three-point Field Goal Attempts - 735, Ryan Pepper (1992-95)  
 Three-point Field Goal PCT., min. 125 - 39.6, Tim Brown, 68-172 (1987-88)  
 Rebounds - 1017, Mel Cox (1964-67)  
 Rebound Avg. - 13.2, Bill Coordes, 805 (1957-59)  
 Assists - 404, Joe Harris (1986-87)  
 Steals - 343, Jason Pepper (1990-93)  
 Blocked Shots - 128, Otto Pijpker (1990-93)  
 Turnovers - 414, Jason Pepper (1990-93)  
 Fouls - 401, Ron vanderSchaaf (1984-87)  
 Disqualifications - 20, Les Wyatt (1974-77)  
 Points - 2254, Ryan Pepper (1992-95)  
 Scoring Avg. - 21.2, Mel Cox, 2120 (1964-67)  
 Games - 140, Ron vanderSchaaf (1984-87)  
 Minutes - 3865, Ryan Pepper (1992-95)

## Team Offense Single Game

Field Goals - 62, Northwest College (1-26-88)  
 Field Goal Attempts - 113, St. Martin's (2-14-47)  
 Field Goal Attempts, modern - 104, Northwest (1-26-88)  
 Field Goal PCT. - 70.7, Whitman, 41-58 (2-15-83)  
 Three-point Field Goals - 17, Puget Sound (2-23-95)  
 Three-point Field Goal Attempts - 39, Western Baptist (12-1-95)  
 Three-point Field Goal PCT., min. 10 - 80.0, Western Baptist (12-29-89)  
 Free Throws - 43, Western Washington (2-2-91)  
 Free Throw Attempts - 59, Alaska-Fairbanks (12-17-55)  
 Free Throw PCT., min. 10 - 100.0, Whitworth, 10-10 (1-17-89); 96.0, East Central Oklahoma, 24-25 (3-11-75)  
 Offensive Rebounds - 29, Alaska Southeast (12-9-88); Pacific Lutheran (12-15-90)  
 Rebounds - 74, Eastern Washington (2-21-63); Humboldt State (12-28-66)  
 Assists - 40, Lewis-Clark State (3-1-79)  
 Turnovers - 34, Pacific Lutheran (12-4-76)  
 Fewest Turnovers - 2, Western Washington (2-15-75)  
 Steals - 27, Sheldon Jackson (1-10-89)  
 Blocked Shots - 13, Northwest (2-20-89)  
 Fouls - 38, Southern Oregon (2-25-78)  
 Disqualifications - 6, Southern Oregon (2-25-78), Eastern Washington (1-22-38)  
 Points - 139, Lewis-Clark State (3-1-79)

## Team Defense Single Game\*

Field Goals - 5, Gonzaga (3-6-50), Modem - 10, Simon Fraser (2-6-76), Eastern Washington (1-24-58), Humboldt State (12-19-57), British Columbia (1-17-58)

Field goals (with shot clock) - 13, Northern State (3-13-90)  
 Field Goal Attempts - 25, Simon Fraser (2-6-76)  
 Field Goal Attempts (with shot clock) - 40, Puget Sound (2-4-92)  
 Three-point Field Goals\* - 20, Western Baptist (12-29-89)  
 Three-point Field Goal Attempts\* - 41, Western Baptist (12-29-89)  
 Three-point Field Goal PCT., min. 10 - 7.1, Puget Sound 1-14 (1-19-95)  
 Free Throws - 1, Oregon Tech (1-15-77), Western Washington (3-4-78)  
 Free Throw Attempts - 2, Oregon Tech (1-15-77), Western Washington (3-4-78)  
 Free Throw PCT., min. 10 - 18.2, Pacific Lutheran, 2-11 (12-3-83)  
 Rebounds - 18, Eastern Washington (1-12-80)  
 Turnovers\* - 38, Cal State - Los Angeles (12-1-83); Sheldon Jackson (1-21-92)  
 Fouls\* - 37, Eastern Washington (1-8-66)  
 Points, modern - 27, Humboldt State (12-19-57)  
 Points (with shot clock) - 43, Northwest (2-20-89)  
 Most Points\* -117, BYU-Hawaii (1994)

\*Record fewest except where indicated with asterisk

### Team Offense Single Season

Field Goals - 1323 (1989)  
 Field Goal Attempts - 2801 (1989)  
 Field Goal PCT. - 53.9, 977-1812 (1983)  
 Three-point Field Goals - 271 (1995)  
 Three-point Field Goal Attempts - 770 (1995)  
 Three-point Field Goal PCT. - 38.4, 174-453 (1987)  
 Free Throws - 730 (1993)  
 Free Throw Attempts - 1085 (1993)  
 Free Throw PCT. - 72.7, 540-743 (1965)  
 Rebounds - 1765 (1989)

### All-Time Double Digit Winning Streaks

#### No. Dates (First Win - Last Win)

25 Jan. 3, 1970 - Mar. 3, 1970  
 24 Jan. 7, 1932 - Jan. 3, 1933 (20 in 1931-32, 4 in 1932-33)  
 23 Dec. 28, 1929 - Dec. 16, 1930 (20 in 1929-30, 3 in 1930-31)  
 20 Jan. 16, 1990 - Mar. 15, 1990  
 14 Jan. 28, 1993 - Mar. 16, 1993  
 14 Dec. 11, 1982 - Feb. 4, 1983 (CWU later forfeited 12 of wins)  
 13 Nov. 13-Dec. 29, 1992 (start of season)  
 12 Dec. 27, 1974 - Feb. 7, 1975  
 11 Dec. 11, 1946 - Feb. 7, 1947

Rebound Avg. - 53.0 (1963)  
 Rebound Margin - 12.8 (1963)  
 Assists - 789 (1987)  
 Turnovers - 652 (1989)  
 Fewest Turnovers - 348 (1975)  
 Fouls - 865 (1987)  
 Disqualifications - 35 (1991 & 1994)  
 Points - 3378 (1989)  
 Scoring Avg. - 85.6 (1988)  
 Scoring Margin - 14.4 (1990)

### Team Defense Single Season\*

Field Goal PCT. - 31.0, 482-1555 (1955)  
 Three-point Field Goal PCT. - 33.4, 158-473 (1989)  
 Free Throw PCT. - 61.9, 348-562 (1958)  
 Rebounds - 837 (1958)  
 Points - 1351 (1958)  
 Scoring Avg. - 54.0 (1958)  
 Scoring Avg. (with shot clock) - 67.4 (1990)  
 \*Record fewest

### Team Miscellaneous

Consecutive wins - 25 (Jan. 3 to Mar. 13, 1970)  
 Consecutive wins, beginning of season - 13 (Nov. 13-Dec. 29, 1992)  
 Consecutive losses - 18 (Feb. 9, 1927 to Jan. 13, 1928)  
 Consecutive losses, beginning of season - 7 (1928 & 1994)  
 Largest victory margin - 76, CWU 120, Northwest 44 (1-26-89)  
 Largest loss margin - 47, Seattle 90, CWU 43 (12-2-52)  
 Most wins - 32 (1987, 1989)  
 Most losses - 18 (1951)  
 Best Winning PCT. - 1.000, 7-0 (1908)  
 Best Winning PCT., modern - .939, 31-2 (1970)  
 Most Points, half - 79, Lewis-Clark State (3-1-79)  
 Most Points, both teams - 230, CWU 139, LCSC 91 (3-1-79)

# SEASON LEADERS

### Scoring

|     |                         |     |
|-----|-------------------------|-----|
| 1.  | Ryan Pepper (1995)      | 898 |
| 2.  | Carl Aaron (1989)       | 761 |
| 3.  | Ron vanderSchaaf (1987) | 695 |
| 4.  | Jason Pepper (1993)     | 675 |
| 5.  | Mel Cox (1967)          | 666 |
| 6.  | Carl Aaron (1988)       | 649 |
| 7.  | Mel Cox (1966)          | 610 |
| 8.  | Rich Hanson (1973)      | 590 |
| 9.  | Ryan Pepper (1994)      | 587 |
| 10. | Jeff Foster (1996)      | 557 |

### Scoring Average

|     |                    |     |      |
|-----|--------------------|-----|------|
| 1.  | Ryan Pepper (1995) | 898 | 26.4 |
| 2.  | Mel Cox (1965)     | 419 | 22.1 |
| 3.  | Carl Aaron (1988)  | 649 | 21.6 |
| 4.  | Mel Cox (1967)     | 666 | 21.5 |
| 5.  | Mel Cox (1966)     | 610 | 21.0 |
| 6.  | Rich Hanson (1973) | 590 | 20.3 |
| 7.  | Ryan Pepper (1994) | 587 | 20.2 |
| 8.  | Mel Cox (1964)     | 425 | 20.2 |
| 9.  | Carl Aaron (1989)  | 761 | 20.0 |
| 10. | Jeff Foster (1996) | 557 | 19.2 |

### Field Goals

|     |                         |     |
|-----|-------------------------|-----|
| 1.  | Ryan Pepper (1995)      | 317 |
| 2.  | Carl Aaron (1989)       | 301 |
| 3.  | Ron vanderSchaaf (1987) | 266 |
| 4.  | Mel Cox (1967)          | 263 |
| 5.  | Carl Aaron (1988)       | 254 |
| 6.  | Carl Whitfield (1978)   | 242 |
| 7.  | Jason Pepper (1993)     | 239 |
| 8.  | Paul Adams (1970)       | 238 |
| 9.  | Joe Holmes (1979)       | 236 |
| 10. | Rich Hanson (1973)      | 229 |

### Field Goal Attempts

|     |                         |     |
|-----|-------------------------|-----|
| 1.  | Ryan Pepper (1995)      | 696 |
| 2.  | Carl Aaron (1989)       | 641 |
| 3.  | Carl Whitfield (1978)   | 551 |
| 4.  | Paul Adams (1970)       | 529 |
| 5.  | Fred Peterson (1950)    | 512 |
| 6.  | Bill Chatman (1972)     | 500 |
| 7.  | Carl Aaron (1988)       | 493 |
| 8.  | Jeff Foster (1996)      | 481 |
| 9.  | Ron vanderSchaaf (1987) | 475 |
| 10. | Joe Holmes (1979)       | 466 |

### FG PCT. (min. 100 att.)

|    |                       |         |      |
|----|-----------------------|---------|------|
| 1. | Doug Harris (1983)    | 226-323 | 70.0 |
| 2. | Ray Orange (1980)     | 217-344 | 63.1 |
| 3. | Scott Tri (1982)      | 114-185 | 61.6 |
| 4. | Mel Cox (1967)        | 263-434 | 60.6 |
| 5. | Dennis Johnson (1979) | 140-232 | 60.3 |
| 6. | Dennis Johnson (1980) | 179-302 | 59.3 |
| 7. | Israel Dorsey (1988)  | 97-165  | 58.8 |
| 8. | Dave Benedict (1967)  | 134-228 | 58.8 |

|     |                    |         |      |
|-----|--------------------|---------|------|
| 9.  | Terry Britt (1990) | 85-145  | 58.6 |
| 10. | Mel Cox (1965)     | 147-252 | 58.3 |

### 3-Point Field Goals

|     |                          |           |
|-----|--------------------------|-----------|
| 1.  | Ryan Pepper (1995)       | 95        |
| 2.  | Ryan Pepper (1993)       | 73        |
| 3.  | Heath Dolven (1993)      | 71        |
| 4.  | Marc Callero (1995)      | 67        |
| 5.  | Ryan Pepper (1994)       | 64        |
| 6.  | Jeff Foster (1996)       | 61        |
|     | <b>Eric Davis (1997)</b> | <b>61</b> |
| 8.  | Shane McCullough (1992)  | 59        |
| 9.  | Grady Fallon (1997)      | 57        |
| 10. | Tim Brown (1987)         | 53        |

### 3-Point FG Attempts

|     |                          |            |
|-----|--------------------------|------------|
| 1.  | Ryan Pepper (1995)       | 276        |
| 2.  | Shane McCullough (1992)  | 189        |
| 3.  | Heath Dolven (1993)      | 188        |
| 4.  | Ryan Pepper (1994)       | 186        |
| 5.  | Ryan Pepper (1993)       | 177        |
| 6.  | Marc Callero (1995)      | 175        |
|     | Marc Callero (1995)      | 175        |
| 8.  | Jeff Foster (1996)       | 159        |
| 9.  | <b>Eric Davis (1997)</b> | <b>158</b> |
| 10. | Grady Fallon (1997)      | 156        |

### 3-Point FG PCT. (min. 50 att.)

|     |                            |               |             |
|-----|----------------------------|---------------|-------------|
| 1.  | Tim Brown (1987)           | 53-118        | 44.9        |
| 2.  | Jim Toole (1989)           | 23-53         | 43.4        |
| 3.  | Richard Ramey (1990)       | 30-70         | 42.9        |
|     | <b>Paul Fraker (1997)</b>  | <b>27-63</b>  | <b>42.9</b> |
| 5.  | Ryan Pepper (1993)         | 73-177        | 41.2        |
| 6.  | Brian Link (1991)          | 24-59         | 40.7        |
| 7.  | Jeff Leary (1987)          | 50-124        | 40.3        |
| 8.  | Brant Borghorst (1995)     | 20-50         | 40.0        |
|     | <b>Tyce Nasinec (1997)</b> | <b>44-110</b> | <b>40.0</b> |
| 10. | <b>Eric Davis (1997)</b>   | <b>61-158</b> | <b>38.6</b> |

### Free Throws

|     |                         |     |
|-----|-------------------------|-----|
| 1.  | Jason Pepper (1993)     | 181 |
| 2.  | Ryan Pepper (1995)      | 169 |
| 3.  | Mel Cox (1966)          | 166 |
| 4.  | Ron vanderSchaaf (1987) | 162 |
| 5.  | Mitch Adams (1970)      | 160 |
| 6.  | Carl Aaron (1989)       | 158 |
| 7.  | Jack Brantner (1956)    | 157 |
| 8.  | Mel Cox (1964)          | 151 |
| 9.  | Carl Aaron (1988)       | 141 |
| 10. | Mel Cox (1967)          | 140 |

### Free Throw Attempts

|    |                         |     |
|----|-------------------------|-----|
| 1. | Jason Pepper (1993)     | 251 |
| 2. | Jack Brantner (1956)    | 245 |
| 3. | Mitch Adams (1970)      | 236 |
| 4. | Mel Cox (1966)          | 235 |
| 5. | Ron vanderSchaaf (1987) | 229 |

|     |                        |     |
|-----|------------------------|-----|
| 6.  | Ryan Pepper (1995)     | 221 |
| 7.  | Mel Cox (1964)         | 213 |
| 8.  | Carl Aaron (1989)      | 209 |
| 9.  | Mel Cox (1967)         | 200 |
| 10. | Bruce Sanderson (1969) | 197 |

### FT PCT. (min. 50 attempts)

|     |                       |         |      |
|-----|-----------------------|---------|------|
| 1.  | Larry Foster (1992)   | 99-111  | 89.2 |
| 2.  | Scott Kenney (1990)   | 87-103  | 84.5 |
| 3.  | Ed Smith (1965)       | 80-95   | 84.2 |
| 4.  | Ed Smith (1966)       | 85-101  | 84.2 |
| 5.  | Tim Sandberg (1974)   | 90-107  | 84.1 |
| 6.  | Todd Nealey (1997)    | 123-147 | 83.7 |
| 7.  | Ned Delmore (1974)    | 45-54   | 83.3 |
|     | Harold Riggan (1963)  | 60-72   | 83.3 |
|     | Ryan Pepper (1994)    | 125-150 | 83.3 |
| 10. | Dean Nicholson (1950) | 93-112  | 83.0 |

### Rebounds

|     |                         |     |
|-----|-------------------------|-----|
| 1.  | Dave Biwer (1989)       | 359 |
| 2.  | Mitch Adams (1970)      | 323 |
| 3.  | Bill Coordes (1957)     | 322 |
| 4.  | Ron vanderSchaaf (1987) | 320 |
| 5.  | Bruce Sanderson (1969)  | 302 |
| 6.  | Paul Adams (1970)       | 294 |
| 7.  | Mel Cox (1966)          | 292 |
| 8.  | Rich Hanson (1971)      | 275 |
| 9.  | Mel Cox (1967)          | 273 |
| 10. | Dave Oliver (1976)      | 272 |

### Rebound Average

|     |                        |     |      |
|-----|------------------------|-----|------|
| 1.  | Bill Coordes (1959)    | 251 | 14.8 |
| 2.  | Bill Coordes (1957)    | 322 | 14.6 |
| 3.  | Mel Cox (1964)         | 266 | 12.7 |
| 4.  | Ron Olney (1963)       | 255 | 10.6 |
| 5.  | Bill Coordes (1958)    | 232 | 10.5 |
| 6.  | Mel Cox (1966)         | 292 | 10.1 |
| 7.  | Bruce Sanderson (1969) | 302 | 10.1 |
| 8.  | Rich Hanson (1972)     | 260 | 10.0 |
|     | Joe Kominski (1957)    | 180 | 10.0 |
| 10. | Norm Erken (1960)      | 235 | 9.8  |

### Assists

|     |                      |     |
|-----|----------------------|-----|
| 1.  | Joe Harris (1987)    | 242 |
| 2.  | Jim Toole (1990)     | 222 |
| 3.  | Troy Steigman (1996) | 189 |
| 4.  | Reese Radliff (1984) | 166 |
| 5.  | Joe Harris (1986)    | 162 |
| 6.  | Chad Boyer (1993)    | 159 |
| 7.  | Reese Radliff (1983) | 152 |
| 8.  | Todd Nealey (1997)   | 150 |
| 9.  | Joe Callero (1986)   | 147 |
| 10. | Marc Callero (1995)  | 142 |

### Steals

|    |                      |     |
|----|----------------------|-----|
| 1. | Jason Pepper (1993)  | 114 |
| 2. | Ray Orange (1980)    | 102 |
| 3. | Jason Pepper (1992)  | 95  |
| 4. | Ryan Pepper (1995)   | 83  |
| 5. | Jason Pepper (1991)  | 80  |
| 6. | Jim Toole (1990)     | 79  |
| 7. | Marc Callero (1995)  | 78  |
| 8. | Willie Thomas (1997) | 75  |
| 9. | Danny Pike (1984)    | 70  |
|    | Joe Callero (1986)   | 70  |

### Turnovers

|    |                         |     |
|----|-------------------------|-----|
| 1. | Ryan Pepper (1995)      | 137 |
| 2. | Jason Pepper (1992)     | 126 |
| 3. | Todd Nealey (1997)      | 123 |
| 4. | David Williams (1982)   | 112 |
|    | Jason Pepper (1993)     | 112 |
| 6. | Ryan Pepper (1994)      | 110 |
| 7. | Jason Pepper (1991)     | 109 |
| 8. | Darrell Tanner (1985)   | 98  |
| 9. | Alphonso Roberts (1977) | 95  |
|    | Rodnie Taylor (1986)    | 95  |
|    | Jason James (1996)      | 95  |

### Blocked Shots

|    |                         |     |
|----|-------------------------|-----|
| 1. | Van Beard (1989)        | 113 |
| 2. | Leon Johnson (1995)     | 60  |
| 3. | Rodnie Taylor (1987)    | 49  |
| 4. | Ron vanderSchaaf (1987) | 44  |
| 5. | Kenny Thompson (1988)   | 40  |
| 6. | Dave Biwer (1989)       | 39  |
| 7. | Rodnie Taylor (1986)    | 38  |
|    | David Jones (1990)      | 38  |
| 9. | John Harper (1982)      | 37  |
|    | Dale Daniels (1982)     | 37  |

### Minutes Played

|     |                         |      |
|-----|-------------------------|------|
| 1.  | Ryan Pepper (1995)      | 1302 |
| 2.  | Joe Harris (1987)       | 1228 |
| 3.  | Dave Biwer (1989)       | 1151 |
| 4.  | Marc Callero (1995)     | 1141 |
| 5.  | Carl Aaron (1989)       | 1114 |
| 6.  | Jason Pepper (1993)     | 1087 |
| 7.  | Joe Harris (1986)       | 1055 |
| 8.  | Ron vanderSchaaf (1987) | 1053 |
| 9.  | Jim Toole (1990)        | 1046 |
| 10. | Heath Dolven (1993)     | 1029 |

# CAREER LEADERS

### Scoring

|     |                            |      |
|-----|----------------------------|------|
| 1.  | Ryan Pepper (1992-95)      | 2254 |
| 2.  | Mel Cox (1964-67)          | 2120 |
| 3.  | Jason Pepper (1990-93)     | 1883 |
| 4.  | Ron vanderSchaaf (1984-87) | 1693 |
| 5.  | Rich Hanson (1971-73)      | 1506 |
| 6.  | Carl Aaron (1988-89)       | 1410 |
| 7.  | Dave Allen (1967-70)       | 1393 |
| 8.  | Dean Nicholson (1947-50)   | 1377 |
| 9.  | Les Wyatt (1974-77)        | 1368 |
| 10. | Bill Coordes (1956-59)     | 1320 |
| 11. | Jim Clifton (1962-65)      | 1160 |
| 12. | Rodnie Taylor (1985-87)    | 1158 |
| 13. | Steve Page (1974-75, 79)   | 1009 |
| 14. | Mitch Adams (1969-71)      | 1007 |
| 15. | Fred Peterson (1947-50)    | 1006 |
| 16. | Dave Oliver (1976-77)      | 976  |
| 17. | Eric Schooler (1969-72)    | 971  |
| 18. | Ken Bunton (1983-84)       | 911  |
| 19. | Paul Adams (1969-70)       | 906  |
| 20. | Chuck Long (1947-50)       | 895  |

### Scoring (min. 40 games)

|     |                          |      |      |
|-----|--------------------------|------|------|
| 1.  | Mel Cox (1964-67)        | 2120 | 21.2 |
| 2.  | Carl Aaron (1988-89)     | 1410 | 20.7 |
| 3.  | Ryan Pepper (1992-95)    | 2254 | 17.2 |
| 4.  | Rich Hanson (1971-73)    | 1506 | 17.1 |
| 5.  | Joe Holmes (1979-80)     | 693  | 15.8 |
| 6.  | Dave Oliver (1976-77)    | 976  | 15.7 |
| 7.  | Willie Thomas (1994, 97) | 890  | 15.6 |
| 8.  | Larry Foster (1991-92)   | 687  | 15.6 |
| 9.  | Bill Coordes (1956-59)   | 1320 | 15.5 |
| 10. | Ken Bunton (1983-84)     | 911  | 15.4 |

### Field Goals

|     |                            |     |
|-----|----------------------------|-----|
| 1.  | Ryan Pepper (1992-95)      | 774 |
| 2.  | Mel Cox (1964-67)          | 769 |
| 3.  | Jason Pepper (1990-93)     | 701 |
| 4.  | Ron vanderSchaaf (1984-87) | 657 |
| 5.  | Dave Allen (1967-70)       | 592 |
| 6.  | Rich Hanson (1971-73)      | 558 |
| 7.  | Les Wyatt (1974-77)        | 556 |
| 8.  | Carl Aaron (1988-89)       | 555 |
| 9.  | Rodnie Taylor (1985-87)    | 495 |
| 10. | Bill Coordes (1956-59)     | 481 |

### Field Goal Attempts

|     |                            |      |
|-----|----------------------------|------|
| 1.  | Ryan Pepper (1992-95)      | 1684 |
| 2.  | Jason Pepper (1990-93)     | 1416 |
| 3.  | Mel Cox (1964-67)          | 1401 |
| 4.  | Dave Allen (1967-70)       | 1279 |
| 5.  | Ron vanderSchaaf (1984-87) | 1203 |
| 6.  | Jim Clifton (1962-65)      | 1189 |
| 7.  | Carl Aaron (1988-89)       | 1134 |
| 8.  | Bill Coordes (1956-59)     | 1126 |
| 9.  | Rich Hanson (1971-73)      | 1109 |
| 10. | Les Wyatt (1974-77)        | 1108 |

### FG PCT. (min. 300 attempts)

|     |                            |          |      |
|-----|----------------------------|----------|------|
| 1.  | Ray Orange (1979-80)       | 343-569  | 60.3 |
| 2.  | Dennis Johnson (1979-80)   | 319-534  | 59.7 |
| 3.  | Dave Benedict (1967-68)    | 299-517  | 57.8 |
| 4.  | Mel Cox (1964-67)          | 769-1401 | 54.9 |
| 5.  | Willie Thomas (1994, 97)   | 340-620  | 54.8 |
| 6.  | Ron vanderSchaaf (1984-87) | 657-1203 | 54.6 |
| 7.  | Otto Pijpker (1990-93)     | 338-631  | 53.6 |
| 8.  | Terry Britt (1990-92)      | 213-400  | 53.3 |
| 9.  | Joe LaDuca (1969-70)       | 165-310  | 53.2 |
| 10. | Roger Boessel (1984-85)    | 224-425  | 52.7 |

### Three-point FGs

|    |                        |     |
|----|------------------------|-----|
| 1. | Ryan Pepper (1992-95)  | 263 |
| 2. | Heath Dolven (1992-93) | 120 |
| 3. | Grady Fallon (1995-97) | 105 |
| 4. | Marc Callero (1994-95) | 89  |
| 5. | Jason Eckert (1990-91) | 78  |
| 6. | Tim Brown (1987-88)    | 68  |
| 7. | Tyce Nasinec (1996-97) | 65  |
| 8. | Larry Foster (1991-92) | 64  |
| 9. | Jeff Foster (1996)     | 61  |
|    | Eric Davis (1997)      | 61  |

### Three-point FG Attempts

|    |                              |     |
|----|------------------------------|-----|
| 1. | Ryan Pepper (1992-95)        | 735 |
| 2. | Heath Dolven (1992-93)       | 326 |
| 3. | Grady Fallon (1995-97)       | 310 |
| 4. | Marc Callero (1994-95)       | 241 |
| 5. | Jason Eckert (1990-91)       | 207 |
| 6. | David Rockwood (1992, 94-95) | 200 |
| 7. | Larry Foster (1991-92)       | 190 |
| 8. | Shane McCullough (1992-93)   | 189 |
| 9. | Tim Brown (1987-88)          | 172 |
|    | Tyce Nasinec (1996-97)       | 172 |

### Three-point FG PCT. (min. 125)

|     |                        |         |      |
|-----|------------------------|---------|------|
| 1.  | Tim Brown (1987-88)    | 68-172  | 39.5 |
| 2.  | Eric Davis (1997)      | 61-158  | 38.6 |
| 3.  | Jeff Foster (1996)     | 61-159  | 38.4 |
| 4.  | Tyce Nasinec (1996-97) | 65-172  | 37.8 |
| 5.  | Jason Eckert (1990-91) | 78-207  | 37.7 |
| 6.  | Jay Short (12995)      | 50-134  | 37.3 |
| 7.  | Marc Callero (1994-95) | 89-241  | 36.9 |
| 8.  | Heath Dolven (1992-93) | 120-326 | 36.8 |
| 9.  | Ryan Pepper (1992-95)  | 263-735 | 35.8 |
| 10. | Art Haskins (1988-89)  | 57-161  | 35.4 |

### Free Throws

|     |                            |     |
|-----|----------------------------|-----|
| 1.  | Mel Cox (1964-67)          | 582 |
| 2.  | Jason Pepper (1990-93)     | 456 |
| 3.  | Ryan Pepper (1992-95)      | 443 |
| 4.  | Rich Hanson (1971-73)      | 390 |
| 5.  | Ron vanderSchaaf (1984-87) | 378 |
| 6.  | Bill Coordes (1956-59)     | 358 |
| 7.  | Mitch Adams (1969-71)      | 319 |
| 8.  | Carl Aaron (1988-89)       | 299 |
| 9.  | Don Heacox (1953-55)       | 268 |
| 10. | Les Wyatt (1974-77)        | 256 |

## Free Throw Attempts

|                               |     |
|-------------------------------|-----|
| 1. Mel Cox (1964-67)          | 821 |
| 2. Jason Pepper (1990-93)     | 650 |
| 3. Ryan Pepper (1992-95)      | 562 |
| 4. Bill Coordes (1957-59)     | 549 |
| 5. Ron vanderSchaaf (1984-87) | 519 |
| 6. Mitch Adams (1969-71)      | 511 |
| 7. Rich Hanson (1971-73)      | 496 |
| 8. Don Heacox (1953-55)       | 406 |
| 9. Carl Aaron (1988-89)       | 391 |
| 10. Les Wyatt (1974-77)       | 358 |

## FT PCT. (min. 125 attempts)

|                              |         |      |
|------------------------------|---------|------|
| 1. Larry Foster (1991-92)    | 153-181 | 84.5 |
| 2. Ed Smith (1965-66)        | 165-196 | 84.2 |
| 3. Todd Nealey (1997)        | 123-147 | 83.7 |
| 4. Ned Delmore (1974-75)     | 109-132 | 82.6 |
| 5. Dennis Johnson (1979-80)  | 168-205 | 82.0 |
| 6. Ryan Pepper (1992-95)     | 443-562 | 78.8 |
| 7. Rich Hanson (1971-73)     | 390-496 | 78.6 |
| 8. Jim Clifton (1962-65)     | 244-311 | 78.4 |
| 9. Harold Riggan (1962-63)   | 114-146 | 78.1 |
| 10. Steve Page (1974-75, 79) | 161-207 | 77.8 |

## Rebounds

|                                 |      |
|---------------------------------|------|
| 1. Mel Cox (1964-67)            | 1017 |
| 2. Ron vanderSchaaf (1984-87)   | 918  |
| 3. Les Wyatt (1974-77)          | 813  |
| 4. Bill Coordes (1957-59)       | 805  |
| 5. Mitch Adams (1969-71)        | 791  |
| 6. Rich Hanson (1971-73)        | 764  |
| 7. Dave Biwer (1987-89)         | 747  |
| 8. Jason Pepper (1990-93)       | 623  |
| 9. Glenn Smick (1966-69)        | 620  |
| 10. Rodnie Taylor (1985-87)     | 592  |
| 11. Otto Pijpker (1990-93)      | 580  |
| 12. Paul Adams (1969-70)        | 552  |
| 13. Dave Oliver (1976-77)       | 514  |
| 14. Terry Britt (1990-92)       | 488  |
| 15. Carl Aaron (1988-89)        | 467  |
| 16. John Harper (1981-82)       | 437  |
| 17. Ryan Pepper (1992-95)       | 434  |
| 18. Norm Erkin (1959-61)        | 431  |
| 19. Danny Pike (1983-84)        | 428  |
| 20. George Bender (1967-69, 71) | 427  |

## Rebounds (min. 40 games)

|                             |      |      |
|-----------------------------|------|------|
| 1. Bill Coordes (1957-59)   | 805  | 13.2 |
| 2. Mel Cox (1964-67)        | 1017 | 10.2 |
| 3. Joe Kominski (1957-58)   | 358  | 8.7  |
| 4. Mitch Adams (1969-71)    | 791  | 8.7  |
| 5. Rich Hanson (1971-73)    | 764  | 8.7  |
| 6. Paul Adams (1969-70)     | 552  | 8.5  |
| 7. Dave Oliver (1976-77)    | 515  | 8.3  |
| 8. Ray Kinnaman (1960-62)   | 490  | 8.0  |
| 9. Norm Erkin (1959-61)     | 431  | 7.7  |
| 10. Dave Benedict (1967-68) | 426  | 7.6  |

## Assists

|                                 |     |
|---------------------------------|-----|
| 1. Joe Harris (1986-87)         | 404 |
| 2. David Rockwood (1992, 94-95) | 348 |
| 3. Jim Toole (1989-90)          | 343 |

|                             |     |
|-----------------------------|-----|
| 4. Reese Radliff (1983-84)  | 318 |
| 5. Ryan Pepper (1992-95)    | 314 |
| 6. Jeff Albrecht (1991-93)  | 312 |
| 7. Sam Miller (1979-80)     | 262 |
| 8. Dave Olzendam (1976-77)  | 253 |
| 9. Steve Page (1974-75, 79) | 248 |
| 10. Jason Pepper (1990-93)  | 238 |

## Steals

|                                 |     |
|---------------------------------|-----|
| 1. Jason Pepper (1990-93)       | 343 |
| 2. Ryan Pepper (1992-95)        | 261 |
| 3. David Rockwood (1992, 94-95) | 146 |
| 4. Dave Biwer (1987-89)         | 142 |
| 5. Jim Toole (1989-90)          | 137 |
| 6. Terry Britt (1990-92)        | 137 |
| 7. Willie Thomas (1994, 97)     | 113 |
| 8. Danny Pike (1982-83)         | 112 |
| 9. Jeff Albrecht (1991-93)      | 110 |
| 10. Joe Harris (1986-87)        | 104 |
| Marc Callero (1994-95)          | 104 |

## Turnovers

|                                 |     |
|---------------------------------|-----|
| 1. Jason Pepper (1990-93)       | 414 |
| 2. Ryan Pepper (1992-94)        | 392 |
| 3. Ron vanderSchaaf (1984-87)   | 244 |
| 4. Rodnie Taylor (1985-87)      | 225 |
| 5. Les Wyatt (1974-77)          | 197 |
| 6. Jeff Albrecht (1991-93)      | 177 |
| 7. Joe Harris (1986-87)         | 176 |
| 8. David Rockwood (1992, 94-95) | 170 |
| 9. Carl Aaron (1988-89)         | 169 |
| 10. Dave Olzendam (1976-77)     | 167 |

## Blocked Shots (Since 1981)

|                               |     |
|-------------------------------|-----|
| 1. Otto Pijpker (1990-93)     | 128 |
| 2. Ron vanderSchaaf (1984-87) | 126 |
| 3. Van Beard (1989)           | 113 |
| 4. Dave Biwer (1987-89)       | 101 |
| 5. Willie Thomas (1994, 97)   | 61  |
| 6. Leon Johnson (1995)        | 60  |
| 7. John Harper (1981-82)      | 55  |
| 8. Jason Pepper (1990-93)     | 55  |
| 9. Jay Shinnick (1990-91)     | 47  |
| 10. David Jones (1988, 90)    | 44  |

## Games Played

|                               |     |
|-------------------------------|-----|
| 1. Ron vanderSchaaf (1984-87) | 140 |
| 2. Ryan Pepper (1991-94)      | 131 |
| 3. Jason Pepper (1990-93)     | 129 |
| 4. Dave Allen (67-70)         | 127 |
| 5. Israel Dorsey (1985-88)    | 121 |
| 6. Eric Schouler (1969-72)    | 119 |
| 7. Les Wyatt (1974-77)        | 116 |

## Minutes Played (Since 1981)

|                               |      |
|-------------------------------|------|
| 1. Ryan Pepper (1992-95)      | 3865 |
| 2. Jason Pepper (1990-92)     | 3686 |
| 3. Ron vanderSchaaf (1984-87) | 3472 |
| 4. Dave Biwer (1987-89)       | 2493 |
| 5. Joe Harris (1986-87)       | 2283 |
| 6. Rodnie Taylor (1985-87)    | 2157 |
| 7. Jeff Albrecht (1991-93)    | 2119 |

# OUTSTANDING GAMES

## Most Points

| PTS | DATE          | PLAYER        | OPPONENT           |
|-----|---------------|---------------|--------------------|
| 46  | Feb. 23, 1995 | Ryan Pepper   | Puget Sound        |
| 43  | Jan. 25, 1964 | Mel Cox       | Pacific Lutheran   |
| 41  | Feb. 8, 1951  | Hal Jones     | Western Washington |
| 41  | Nov. 26, 1994 | Ryan Pepper   | Colorado Mines     |
| 41  | Feb. 2, 1995  | Ryan Pepper   | St. Martin's       |
| 38  | Feb. 25, 1954 | Bob Logue     | Puget Sound        |
| 38  | Mar. 1, 1997  | Willie Thomas | Western Washington |
| 37  | Mar. 5, 1988  | Carl Aaron    | Western Washington |
| 37  | Feb. 17, 1973 | Rich Hanson   | Oregon Tech        |

## 30-Point Games Chronologically

| PTS | DATE          | PLAYER           | OPPONENT                |
|-----|---------------|------------------|-------------------------|
| 34  | Mar. 1, 1947  | Fred Peterson    | Western Washington      |
| 31  | Dec. 22, 1950 | Hal Jones        | Lewis & Clark           |
| 41  | Feb. 8, 1951  | Hal Jones        | Western Washington      |
| 38  | Feb. 25, 1954 | Bob Logue        | Puget Sound             |
| 35  | Dec. 18, 1954 | Jack Brantner    | Seattle Pacific         |
| 32  | Jan. 4, 1958  | Bill Coordes     | Lewis & Clark           |
| 33  | Feb. 8, 1958  | Bill Coordes     | Whitworth               |
| 31  | Jan. 30, 1959 | Bill Coordes     | Puget Sound             |
| 30  | Feb. 13, 1959 | Bill Coordes     | Western Washington      |
| 31  | Dec. 11, 1962 | Brad Wilson      | Western Montana         |
| 32  | Dec. 30, 1963 | Mel Cox          | Southern Oregon         |
| 31  | Jan. 18, 1964 | Mel Cox          | Seattle Pacific         |
| 43  | Jan. 25, 1964 | Mel Cox          | Pacific Lutheran        |
| 30  | Feb. 15, 1964 | Mel Cox          | Eastern Washington      |
| 31  | Jan. 9, 1965  | Mel Cox          | Pacific Lutheran        |
| 36  | Feb. 12, 1965 | Mel Cox          | Eastern Washington      |
| 35  | Feb. 13, 1965 | Mel Cox          | Whitworth               |
| 34  | Jan. 29, 1966 | Mel Cox          | Puget Sound             |
| 32  | Feb. 11, 1966 | Mel Cox          | Eastern Washington      |
| 33  | Feb. 26, 1966 | Mel Cox          | Pacific Lutheran        |
| 35  | Feb. 17, 1967 | Mel Cox          | Western Washington      |
| 30  | Feb. 18, 1967 | Mel Cox          | Eastern Washington      |
| 32  | Mar. 7, 1967  | Mel Cox          | Pacific Lutheran        |
| 33  | Dec. 21, 1970 | Bill Chatman     | Pacific Lutheran        |
| 35  | Jan. 13, 1970 | Paul Adams       | Pacific Lutheran        |
| 30  | Dec. 2, 1971  | Bill Chatman     | Carroll                 |
| 31  | Jan. 29, 1972 | Rich Hanson      | Oregon Tech             |
| 33  | Feb. 4, 1972  | Rich Hanson      | Western Washington      |
| 31  | Feb. 11, 1972 | Rich Hanson      | Eastern Oregon          |
| 37  | Feb. 17, 1973 | Rich Hanson      | Oregon Tech             |
| 32  | Feb. 9, 1974  | Tim Sandberg     | Eastern Oregon          |
| 34  | Dec. 21, 1976 | Dave Oliver      | Cal State - Los Angeles |
| 33  | Dec. 2, 1978  | Joe Holmes       | Whitworth               |
| 36  | Dec. 30, 1978 | Joe Holmes       | Chico State             |
| 35  | Nov. 28, 1979 | Joe Holmes       | Whitman                 |
| 30  | Dec. 4, 1979  | Joe Holmes       | Seattle                 |
| 30  | Feb. 1, 1980  | Dennis Johnson   | Lewis-Clark State       |
| 30  | Feb. 5, 1983  | Doug Harris      | Eastern Washington      |
| 31  | Mar. 5, 1984  | Ken Bunton       | Pacific Lutheran        |
| 30  | Feb. 25, 1986 | Ron vanderSchaaf | Eastern Washington      |
| 31  | Dec. 13, 1986 | Ron vanderSchaaf | Whitworth               |
| 33  | Nov. 30, 1987 | David Jones      | Alaska Southeast        |
| 32  | Dec. 19, 1987 | Carl Aaron       | Western Baptist         |



|                     |                      |    |                      |                          |             |                     |                     |         |                     |                           |         |                      |                       |                     |                      |                     |    |
|---------------------|----------------------|----|----------------------|--------------------------|-------------|---------------------|---------------------|---------|---------------------|---------------------------|---------|----------------------|-----------------------|---------------------|----------------------|---------------------|----|
| 26                  | Whitworth            | 15 | 1926-27 (6-12, 1-3)  | 23                       | Puget Sound | 31                  | 37                  | Gonzaga | 15                  | 34                        | Montana | 26                   | 23                    | Western Washington* | 20                   |                     |    |
| 16                  | Eastern Washington   | 29 | 27                   | Ellensburg YMCA          | 24          | 33                  | Pacific Lutheran    | 13      | 36                  | Eastern Washington (2ot)* | 35      | 42                   | Western Washington*   | 21                  | 48                   | Yakima Valley       | 18 |
| 22                  | Western Washington   | 26 | 50                   | Yakima KC                | 12          | 23                  | Western Washington* | 19      |                     |                           |         | 28                   | Tacoma Independents   | 26                  | 38                   | Western Washington* | 25 |
| 33                  | Western Washington   | 27 | 31                   | Toppenish AC             | 21          | 50                  | Pacific Lutheran    | 25      | 1931-32 (21-6, 4-0) |                           |         | 26                   | Eastern Washington*   | 14                  | 50                   | British Columbia    | 28 |
| 28                  | WSU Frosh            | 33 | 21                   | Yakima Motocrats         | 29          | 28                  | Puget Sound         | 21      | 20                  | Washington                | 23      | 46                   | Montana               | 24                  |                      |                     |    |
| 29                  | WSU Frosh            | 22 | 25                   | Ellensburg YMCA          | 18          | 36                  | WSU Frosh           | 46      | 36                  | Idaho                     | 27      | 28                   | Whitman               | 22                  | 1936-37 (12-9, 2-2)  |                     |    |
| 40                  | Spokane College      | 42 | 30                   | Western Washington (2ot) | 33          | 36                  | Spokane University  | 21      | 21                  | Idaho                     | 28      | 38                   | Whitman               | 29                  | 45                   | Albany              | 31 |
|                     |                      |    | 56                   | Yakima KC                | 10          | 40                  | Eastern Washington* | 29      | 21                  | Spokane Elks              | 31      | 29                   | Western Washington*   | 22                  | 22                   | Washington State    | 38 |
| 1923-24 (7-9, 1-3)  |                      |    | 24                   | Eastern Washington*      | 15          | 33                  | Lewis-Clark State   | 27      | 17                  | Washington                | 32      | 38                   | Pacific Lutheran      | 14                  | 46                   | British Columbia    | 23 |
| 29                  | Eatonville Alumni    | 24 | 20                   | Washington Frosh         | 40          | 32                  | WSU Frosh           | 31      | 31                  | Oregon                    | 33      | 32                   | Eastern Washington*   | 38                  | 29                   | Puget Sound         | 28 |
| 15                  | Eastern Washington*  | 43 | 21                   | Western Washington*      | 40          |                     |                     |         | 16                  | Oregon                    | 35      | 44                   | Gonzaga               | 18                  | 37                   | Puget Sound         | 21 |
| 37                  | Whitworth            | 9  | 35                   | St. Martin's             | 47          | 1929-30 (25-1, 8-0) |                     |         | 90                  | Yakima Comets             | 17      | 29                   | Gonzaga               | 27                  | 31                   | Seattle             | 28 |
| 35                  | Spokane College      | 22 | 34                   | WSU Frosh                | 38          | 65                  | Selah Athletic Club | 12      | 65                  | Toppenish Legion          | 19      |                      |                       | 41                  | Portland             | 28                  |    |
| 17                  | Ellensburg YMCA      | 22 | 35                   | Eastern Washington*      | 59          | 36                  | Whitman             | 21      | 71                  | Yakima Episcopal          | 15      | 1934-35 (21-5, 3-1)  |                       | 32                  | Portland             | 27                  |    |
| 27                  | Washington Frosh     | 29 | 25                   | WSU Frosh                | 28          | 34                  | Whitman             | 25      | 52                  | Western Washington*       | 12      | 48                   | Yakima Valley         | 22                  | 25                   | Eastern Washington* | 37 |
| 16                  | Eastern Washington*  | 33 | 28                   | Potlatch                 | 35          | 57                  | Whitman             | 25      | 45                  | Yakima KIT                | 21      | 39                   | Yakima Valley         | 17                  | 20                   | Portland            | 32 |
| 18                  | Puget Sound          | 27 | L                    | Idaho Frosh              | W           | 23                  | Washington State    | 29      | 59                  | St. Martin's              | 8       | 25                   | Idaho                 | 34                  | 20                   | Portland            | 23 |
| 27                  | Eatonville Alumni    | 13 | 24                   | Washington Frosh         | 66          | 31                  | Idaho               | 22      | 47                  | St. Martin's              | 26      | 22                   | Idaho                 | 30                  | 46                   | Linfield            | 44 |
| 26                  | Western Washington*  | 20 | 28                   | Washington Frosh         | 57          | 59                  | Yakima Valley       | 13      | 72                  | Yakima Valley             | 19      | 21                   | British Columbia      | 13                  | 35                   | Linfield            | 53 |
| 20                  | Washington Frosh     | 21 |                      |                          |             | 50                  | Yakima YMCA         | 31      | 30                  | Eastern Washington*       | 23      | 42                   | Mt. Vernon JC         | 21                  | 44                   | Western Oregon      | 52 |
| 24                  | Puget Sound          | 20 | 1927-28 (14-13, 3-1) |                          |             | 28                  | Western Washington* | 20      | 52                  | St. Martin's              | 14      | 24                   | Linfield              | 20                  | 40                   | Albany              | 25 |
| 24                  | Western Washington*  | 30 | 31                   | Whitman                  | 37          | 59                  | Western Washington* | 17      | 35                  | St. Martin's              | 16      | 38                   | Grays Harbor JC       | 23                  | 37                   | Seattle             | 20 |
| 13                  | Ellensburg YMCA      | 35 | 33                   | Whitman                  | 50          | 41                  | Centralia CC        | 21      | 26                  | Western Washington*       | 14      | 28                   | Pacific Lutheran      | 18                  | 46                   | Western Washington* | 31 |
| 28                  | Spokane College      | 27 | 19                   | Washington State         | 32          | 35                  | Washington Frosh    | 25      | 26                  | British Columbia          | 21      | 36                   | Puget Sound           | 31                  | 36                   | Eastern Washington* | 35 |
| 26                  | Spokane College (ot) | 28 | 32                   | Washington State         | 34          | 42                  | Yakima YMCA         | 22      | 28                  | Adanac AC                 | 21      | 36                   | Puget Sound           | 26                  | 24                   | Gonzaga             | 29 |
|                     |                      |    | 28                   | Washington State         | 34          | 52                  | Yakima Valley       | 30      | 35                  | Washington Frosh          | 28      | 33                   | Western Washington*   | 22                  | 25                   | Western Washington* | 27 |
| 1924-25 (2-11, 0-4) |                      |    | 19                   | Idaho                    | 28          | 53                  | Eastern Washington* | 22      | 29                  | Washington Frosh          | 17      | 26                   | Pacific               | 32                  | 27                   | British Columbia    | 31 |
| 38                  | Whitworth            | 24 | 19                   | Idaho                    | 38          | 47                  | Eastern Washington* | 21      | 31                  | WSU Frosh                 | 17      | 26                   | Pacific               | 15                  |                      |                     |    |
| 29                  | Willamette           | 39 | 45                   | Yakima Generals          | 33          | 42                  | Linfield            | 10      | 21                  | Eastern Washington*       | 12      | 34                   | Eastern Washington*   | 32                  | 1937-38 (13-10, 1-3) |                     |    |
| 31                  | Spokane College      | 30 | 65                   | Ronald                   | 18          | 42                  | Washington JVs      | 10      | 36                  | Western Oregon            | 30      | 20                   | Pacific Lutheran (ot) | 19                  | 37                   | Yakima Valley       | 22 |
| 12                  | Eastern Washington*  | 38 | 45                   | Yakima Generals          | 25          | 31                  | Western Washington* | 21      | 26                  | Western Oregon            | 25      | 23                   | Western Washington*   | 20                  | 56                   | Yakima Valley       | 29 |
| 9                   | Idaho Frosh          | 35 | 36                   | Sunnyside AC             | 21          | 33                  | Western Washington* | 21      | 21                  | Western Oregon            | 25      | 25                   | British Columbia (ot) | 20                  | 43                   | Spokane CC          | 17 |
| 13                  | WSU Frosh            | 55 | 25                   | Washington Frosh         | 28          | 25                  | Centralia CC        | 13      | 36                  | Western Oregon            | 30      | 20                   | Washington Frosh      | 21                  | 24                   | Washington State    | 47 |
| 17                  | Lewis-Clark State    | 22 | 17                   | Western Washington*      | 6           | 30                  | Washington Frosh    | 20      | 62                  | Piper-Taft (Seattle)      | 26      | 12                   | Victoria              | 25                  | 54                   | Spokane CC          | 26 |
| 10                  | Eastern Washington*  | 29 | 27                   | Pacific Lutheran         | 38          | 32                  | Eastern Washington* | 17      | 47                  | K.E. Laundry              | 15      | 33                   | Puget Sound           | 26                  | 26                   | Washington State    | 40 |
| 27                  | Washington Frosh     | 30 | 30                   | Puget Sound              | 29          | 39                  | Eastern Washington* | 13      | 38                  | British Columbia          | 22      | 37                   | Puget Sound           | 28                  | 32                   | Montana             | 39 |
| 19                  | Washington Frosh     | 32 | 21                   | Eastern Washington*      | 35          | 50                  | Lewis-Clark State   | 23      | 33                  | British Columbia          | 20      | 19                   | Eastern Washington*   | 25                  | 33                   | Montana             | 35 |
| 11                  | Western Washington*  | 36 | 24                   | Puget Sound              | 26          | 63                  | Spokane AC          | 29      | 24                  | Washington                | 38      | 36                   | Gonzaga               | 42                  | 30                   | Grand Coulee        | 32 |
| 30                  | Spokane College (ot) | 32 | 42                   | Western Washington*      | 31          |                     |                     |         | 16                  | Washington                | 46      | 37                   | Montana               | 34                  | 19                   | Mt. Angel           | 21 |
| 28                  | Western Washington*  | 33 | 37                   | Ronald                   | 26          | 1930-31 (22-3, 4-0) |                     |         | 29                  | St. Martin's              | 24      | 38                   | College of Idaho      | 26                  | 54                   | Pacific Lutheran    | 37 |
|                     |                      |    | 40                   | Yakima Generals          | 23          | 68                  | Yakima Comets       | 27      | 53                  | Western Washington*       | 23      |                      |                       | 43                  | Seattle              | 25                  |    |
| 1925-26 (6-13, 0-4) |                      |    | 34                   | Pacific Lutheran         | 12          | 89                  | Lower Valley Stars  | 25      | 34                  | St. Martin's              | 29      | 1935-36 (15-10, 2-2) |                       | 34                  | Eastern Washington*  | 43                  |    |
| 30                  | Ronald               | 15 | 40                   | Sunnyside AC             | 36          | 23                  | Washington          | 34      | 39                  | Montana                   | 15      | 29                   | Western Oregon        | 43                  | 23                   | Eastern Washington* | 50 |
| 43                  | Yakima KC            | 14 | 29                   | Eastern Washington*      | 22          | 34                  | Bothell All-Stars   | 16      | 27                  | Montana                   | 22      | 24                   | Yakima YMCA           | 23                  | 42                   | Puget Sound         | 36 |
| 26                  | Ellensburg YMCA      | 15 | 20                   | WSU Frosh                | 32          | 49                  | Wilson's            | 17      | 35                  | Eastern Washington*       | 20      | 23                   | Yakima YMCA           | 24                  | 47                   | Puget Sound         | 34 |
| 14                  | Seattle              | 34 | 51                   | Lewis-Clark State        | 39          | 37                  | Medo-Sweet Dairy    | 19      | 27                  | British Columbia          | 35      | 19                   | Drake                 | 39                  | 54                   | Linfield            | 31 |
| 27                  | Washington Frosh     | 50 | 44                   | WSU Frosh                | 38          | 38                  | Everett All-Stars   | 21      | 42                  | Western Washington*       | 29      | 35                   | Kelowna (ot)          | 34                  | 41                   | Linfield            | 37 |
| 25                  | Western Washington*  | 35 | 20                   | Washington Frosh         | 31          | 38                  | Idaho               | 19      | 31                  | Washington Frosh          | 19      | 39                   | Penticton             | 26                  | 40                   | Mt. Angel           | 42 |
| 28                  | Ronald               | 20 |                      |                          |             | 26                  | Idaho               | 15      | 36                  | Washington Frosh          | 13      | 36                   | Puget Sound           | 37                  | 41                   | Mt. Angel           | 31 |
| 17                  | Eastern Washington*  | 37 | 1928-29 (18-5, 4-0)  |                          |             | 20                  | Washington State    | 25      | 34                  | Eastern Washington*       | 32      | 16                   | Washington            | 37                  | 39                   | Western Washington* | 35 |
| 25                  | Whitworth (ot)       | 29 | 29                   | Washington State         | 27          | 42                  | Whitman             | 24      | 42                  | Yakima Valley             | 21      | 29                   | British Columbia      | 28                  | 30                   | Western Washington* | 33 |
| 39                  | Yakima KC            | 23 | 22                   | Washington State         | 20          | 39                  | Whitman             | 33      |                     |                           |         | 32                   | Portland              | 29                  | 32                   | Seattle             | 17 |
| 32                  | Washington Frosh     | 33 | 23                   | Idaho                    | 26          | 43                  | Western Washington* | 18      | 1933-34 (17-5, 3-1) |                           |         | 27                   | Portland              | 26                  |                      |                     |    |
| 22                  | Spokane AC           | 49 | 41                   | Idaho                    | 28          | 27                  | Washington Frosh    | 26      | 51                  | Yakima Valley             | 33      | 27                   | Eastern Washington*   | 39                  | 1938-39 (14-6, 3-3)  |                     |    |
| 12                  | Eastern Washington*  | 34 | 19                   | Whitman                  | 44          | 38                  | Pacific Lutheran    | 20      | 40                  | Yakima Valley             | 20      | 40                   | Puget Sound           | 42                  | 41                   | Yakima Valley       | 24 |
| 33                  | Whitworth            | 17 | 26                   | Whitman                  | 33          | 12                  | Gonzaga             | 17      | 24                  | Washington                | 38      | 31                   | Portland              | 37                  | 51                   | Spokane CC          | 18 |
| 35                  | Idaho Frosh          | 39 | 47                   | Quincy AC                | 25          | 29                  | WSU Frosh           | 27      | 26                  | Washington                | 43      | 38                   | Portland              | 33                  | 23                   | Washington State    | 42 |
| 26                  | Potlatch AC          | 28 | 40                   | Sunnyside AC             | 12          | 40                  | Eastern Washington* | 22      | 30                  | Washington State          | 26      | 33                   | Pacific               | 23                  | 31                   | Washington State    | 55 |
| 29                  | Western Washington*  | 39 | 46                   | Quincy AC                | 31          | 26                  | Western Washington* | 14      | 26                  | Washington State          | 34      | 38                   | Pacific               | 23                  | 21                   | Washington          | 51 |
| 24                  | Roslyn               | 25 | 37                   | Western Washington*      | 15          | 33                  | Washington Frosh    | 25      | 39                  | Tacoma Ramblers           | 24      | 30                   | K.E. Laundry          | 20                  | 42                   | Mt. Angel           | 21 |
| 35                  | Ellensburg YMCA      | 36 | 30                   | Sunnyside AC             | 16          | 32                  | Puget Sound         | 28      | 34                  | Pacific Lutheran          | 31      | 30                   | Yakima Semi-Pros      | 35                  | 53                   | Seattle             | 33 |
|                     |                      |    | 43                   | Eastern Washington*      | 32          | 52                  | Pacific Lutheran    | 19      | 37                  | Gonzaga                   | 32      | 24                   | Eastern Washington*   | 40                  | 33                   | Pacific Lutheran*   | 27 |
|                     |                      |    | 31                   | Tacoma Scots             | 30          | 46                  | Puget Sound         | 32      | 33                  | Montana                   | 34      | 37                   | K.E. Laundry          | 23                  | 42                   | Northwest Nazarene  | 28 |



1955-56 (18-9, 12-6)

|    |                     |    |
|----|---------------------|----|
| 70 | Pacific Lutheran    | 53 |
| 65 | Puget Sound         | 67 |
| 96 | Whitman             | 74 |
| 64 | Western Washington* | 52 |
| 53 | Western Washington  | 75 |
| 98 | Alaska-Fairbanks    | 66 |
| 87 | Alaska-Fairbanks    | 56 |
| 77 | Eielson Air Force   | 85 |
| 77 | Ladd Air Force      | 76 |
| 79 | Whitworth (ot)*     | 81 |
| 82 | Whitworth (ot)*     | 78 |
| 92 | Puget Sound*        | 72 |
| 69 | Pacific Lutheran*   | 55 |
| 61 | Pacific Lutheran*   | 84 |
| 76 | Eastern Washington* | 66 |
| 92 | Eastern Washington* | 73 |
| 68 | British Columbia*   | 70 |
| 55 | British Columbia*   | 59 |
| 87 | Taylor (Ind.)       | 65 |
| 72 | Eastern Washington* | 61 |
| 79 | Puget Sound*        | 72 |
| 86 | Puget Sound*        | 69 |
| 68 | Pacific Lutheran*   | 72 |
| 71 | Western Washington* | 66 |
| 70 | Western Washington* | 58 |
| 52 | British Columbia*   | 50 |
| 55 | Whitworth*          | 73 |

1956-57 (12-11, 7-5)

|    |                     |    |
|----|---------------------|----|
| 40 | Pacific Lutheran    | 80 |
| 67 | Puget Sound         | 53 |
| 78 | Seattle Pacific     | 70 |
| 75 | Lewis & Clark       | 83 |
| 56 | Willamette          | 49 |
| 51 | Lewis & Clark       | 57 |
| 72 | Whitman             | 59 |
| 47 | Pacific Lutheran    | 56 |
| 46 | Pacific Lutheran    | 62 |
| 70 | St. Martin's        | 58 |
| 65 | Whitworth*          | 55 |
| 70 | Eastern Washington* | 57 |
| 69 | Puget Sound*        | 59 |
| 53 | Pacific Lutheran*   | 61 |
| 72 | British Columbia*   | 57 |
| 63 | Western Washington* | 69 |
| 66 | Whitworth*          | 68 |
| 66 | Eastern Washington* | 54 |
| 66 | Puget Sound*        | 67 |
| 75 | British Columbia*   | 55 |
| 61 | Western Washington* | 47 |
| 60 | Pacific Lutheran*   | 69 |
| 58 | Seattle Pacific     | 86 |

1957-58 (18-7, 10-2)

|    |                 |    |
|----|-----------------|----|
| 78 | St. Martin's    | 72 |
| 50 | St. Martin's    | 56 |
| 69 | Seattle Pacific | 64 |
| 61 | Lewis & Clark   | 52 |
| 49 | Humboldt State  | 51 |
| 51 | Humboldt State  | 27 |
| 53 | Willamette      | 84 |
| 64 | Whitman         | 53 |

|    |                     |    |
|----|---------------------|----|
| 62 | Lewis & Clark       | 56 |
| 60 | Eastern Washington* | 46 |
| 74 | Whitworth*          | 55 |
| 51 | British Columbia*   | 38 |
| 63 | Western Washington* | 59 |
| 57 | Eastern Washington* | 31 |
| 64 | Puget Sound*        | 57 |
| 45 | Pacific Lutheran*   | 50 |
| 60 | Whitworth*          | 49 |
| 89 | Western Washington* | 77 |
| 71 | British Columbia*   | 46 |
| 42 | Pacific Lutheran*   | 44 |
| 60 | Puget Sound*        | 46 |
| 69 | Seattle Pacific     | 48 |
| 67 | Gonzaga**           | 64 |
| 51 | Pacific Lutheran**  | 54 |
| 50 | Pacific Lutheran**  | 72 |

1958-59 (13-10, 4-8)

|    |                     |    |
|----|---------------------|----|
| 70 | Seattle Pacific     | 62 |
| 79 | Portland State      | 66 |
| 87 | St. Martin's        | 64 |
| 78 | Lewis & Clark       | 68 |
| 39 | Portland State      | 42 |
| 72 | Whitman             | 60 |
| 60 | Whitworth           | 45 |
| 77 | Alaska-Fairbanks    | 53 |
| 46 | Whitman             | 54 |
| 59 | St. Martin's        | 56 |
| 46 | British Columbia*   | 48 |
| 62 | Whitworth*          | 68 |
| 63 | Eastern Washington* | 77 |
| 63 | Pacific Lutheran*   | 87 |
| 71 | Puget Sound*        | 51 |
| 52 | Western Washington* | 61 |
| 58 | Eastern Washington* | 66 |
| 67 | Whitworth*          | 68 |
| 77 | Puget Sound*        | 59 |
| 74 | Western Washington* | 64 |
| 58 | Seattle Pacific     | 48 |
| 53 | British Columbia*   | 66 |
| 65 | Pacific Lutheran*   | 92 |

1959-60 (11-13, 5-9)

|    |                     |    |
|----|---------------------|----|
| 71 | Seattle Pacific     | 79 |
| 69 | Whitman             | 68 |
| 76 | St. Martin's        | 68 |
| 62 | Seattle Pacific     | 77 |
| 62 | Whitman             | 59 |
| 42 | Portland State      | 55 |
| 55 | St. Martin's        | 53 |
| 60 | Portland State (ot) | 56 |
| 80 | British Columbia    | 67 |
| 61 | Puget Sound*        | 62 |
| 54 | Eastern Washington* | 49 |
| 66 | Whitworth*          | 94 |
| 74 | Whitworth*          | 95 |
| 80 | Eastern Washington* | 63 |
| 60 | Pacific Lutheran*   | 93 |
| 54 | Western Washington* | 60 |
| 65 | Whitworth*          | 60 |
| 56 | Puget Sound*        | 69 |
| 65 | Eastern Washington* | 55 |

|    |                     |    |
|----|---------------------|----|
| 69 | Whitworth*          | 85 |
| 74 | Pacific Lutheran*   | 57 |
| 54 | Western Washington* | 75 |
| 55 | Eastern Washington* | 62 |
| 67 | Pacific Lutheran**  | 74 |

1960-61 (9-14, 3-11)

|    |                     |    |
|----|---------------------|----|
| 70 | Seattle Pacific     | 82 |
| 54 | Seattle Pacific     | 73 |
| 42 | Portland State      | 47 |
| 54 | Pacific             | 53 |
| 81 | Whitman             | 58 |
| 68 | Portland State      | 48 |
| 74 | St. Martin's        | 65 |
| 83 | St. Martin's        | 52 |
| 75 | Pacific Lutheran*   | 67 |
| 64 | Western Washington* | 67 |
| 63 | Eastern Washington* | 69 |
| 55 | Whitworth*          | 66 |
| 56 | Whitworth*          | 53 |
| 59 | Western Washington* | 67 |
| 75 | Puget Sound*        | 68 |
| 67 | Whitworth*          | 77 |
| 66 | Pacific Lutheran*   | 78 |
| 69 | Western Washington* | 95 |
| 72 | Whitworth*          | 83 |
| 65 | Eastern Washington* | 66 |
| 67 | St. Martin's        | 60 |
| 71 | Puget Sound*        | 80 |
| 62 | Eastern Washington* | 63 |

1961-62 (11-13, 4-6)

|    |                     |    |
|----|---------------------|----|
| 57 | British Columbia    | 51 |
| 57 | Western Washington  | 63 |
| 64 | Whitman             | 72 |
| 65 | Whitman             | 64 |
| 87 | St. Martin's        | 53 |
| 74 | St. Martin's        | 54 |
| 51 | Portland State      | 59 |
| 48 | Lewis & Clark       | 74 |
| 59 | Pacific             | 57 |
| 79 | St. Martin's        | 41 |
| 70 | Puget Sound*        | 71 |
| 62 | Eastern Washington* | 52 |
| 57 | Whitworth*          | 61 |
| 54 | Western Washington* | 71 |
| 72 | Pacific Lutheran*   | 80 |
| 64 | Seattle Pacific     | 83 |
| 68 | Chapman             | 72 |
| 55 | Puget Sound*        | 53 |
| 81 | Whitworth*          | 74 |
| 76 | Eastern Washington* | 71 |
| 73 | Pacific Lutheran*   | 74 |
| 57 | Western Washington* | 68 |
| 42 | Whitworth**         | 52 |
| 54 | Puget Sound**       | 71 |

1962-63 (14-10, 4-6)

|    |                    |    |
|----|--------------------|----|
| 69 | McGavin's          | 68 |
| 67 | Western Washington | 58 |
| 90 | Whitman            | 68 |
| 59 | Whitman            | 74 |
| 90 | Western Montana    | 81 |

|     |                      |     |
|-----|----------------------|-----|
| 93  | St. Martin's         | 80  |
| 75  | Northwest Nazarene   | 62  |
| 67  | Weber State          | 83  |
| 63  | Whitworth*           | 72  |
| 94  | Eastern Washington*  | 68  |
| 101 | St. Martin's         | 71  |
| 77  | Pacific Lutheran*    | 88  |
| 60  | Seattle Pacific      | 65  |
| 63  | Seattle Pacific      | 59  |
| 32  | Western Washington*  | 56  |
| 74  | Puget Sound*         | 75  |
| 70  | Pacific Lutheran*    | 74  |
| 73  | Western Washington*  | 54  |
| 74  | Puget Sound*         | 67  |
| 84  | Eastern Washington*  | 69  |
| 70  | Whitworth*           | 110 |
| 88  | Eastern Washington** | 66  |
| 66  | Western Washington** | 80  |
| 81  | Pacific Lutheran**   | 75  |

1963-64 (9-14, 3-7)

|     |                     |     |
|-----|---------------------|-----|
| 67  | Eastern Washington  | 80  |
| 67  | Western Montana     | 85  |
| 61  | Whitman             | 75  |
| 92  | St. Martin's        | 91  |
| 69  | St. Martin's        | 87  |
| 87  | Southern Oregon     | 81  |
| 84  | Humboldt State      | 61  |
| 87  | Chapman             | 79  |
| 68  | Lewis & Clark       | 79  |
| 64  | Pacific Lutheran*   | 70  |
| 56  | Western Washington* | 59  |
| 79  | Seattle Pacific     | 73  |
| 66  | Seattle Pacific     | 97  |
| 65  | Western Washington* | 87  |
| 80  | Pacific Lutheran*   | 87  |
| 108 | Puget Sound (ot)*   | 103 |
| 68  | Puget Sound*        | 81  |
| 89  | Eastern Washington* | 75  |
| 64  | Whitworth*          | 66  |
| 85  | Whitworth*          | 93  |
| 74  | Eastern Washington* | 71  |
| 89  | Whitworth**         | 93  |
| 95  | Puget Sound**       | 82  |

1964-65 (20-6, 9-1)

|     |                     |    |
|-----|---------------------|----|
| 59  | Seattle Pacific     | 70 |
| 48  | Whitworth           | 54 |
| 88  | Whitman             | 72 |
| 77  | Willamette          | 65 |
| 82  | Willamette          | 83 |
| 98  | Whitman             | 73 |
| 90  | Pacific             | 63 |
| 90  | Sacramento State    | 79 |
| 112 | Pasadena            | 86 |
| 74  | Seattle Pacific     | 95 |
| 71  | Pacific Lutheran*   | 64 |
| 62  | Western Washington* | 60 |
| 92  | Puget Sound*        | 68 |
| 98  | St. Martin's        | 89 |
| 96  | St. Martin's        | 67 |
| 69  | Seattle Pacific     | 63 |
| 68  | Whitworth*          | 65 |

|     |                     |    |
|-----|---------------------|----|
| 84  | Eastern Washington* | 77 |
| 88  | Puget Sound*        | 82 |
| 101 | Western Washington* | 75 |
| 88  | Eastern Washington* | 71 |
| 70  | Whitworth*          | 72 |
| 85  | Pacific Lutheran*   | 72 |
| 90  | St. Martin's**      | 75 |
| 67  | St. Martin's**      | 60 |
| 61  | Eastern Montana+    | 63 |

1965-66 (21-8, 9-3)

|     |                      |     |
|-----|----------------------|-----|
| 81  | Alaska Methodist     | 45  |
| 71  | Whitworth            | 73  |
| 88  | Portland State       | 77  |
| 70  | Pacific Lutheran     | 91  |
| 75  | St. Martin's         | 74  |
| 77  | Sacramento State     | 74  |
| 82  | Lewis & Clark        | 70  |
| 91  | Chico State          | 75  |
| 76  | Eastern Washington*  | 66  |
| 103 | Eastern Washington*  | 58  |
| 68  | Portland             | 66  |
| 82  | Whitworth*           | 71  |
| 63  | Whitworth*           | 66  |
| 58  | St. Martin's         | 50  |
| 85  | Western Washington*  | 61  |
| 66  | Western Washington*  | 76  |
| 90  | Puget Sound*         | 77  |
| 85  | Puget Sound*         | 75  |
| 99  | Seattle Pacific      | 101 |
| 85  | Eastern Washington*  | 72  |
| 81  | Portland State       | 72  |
| 79  | Whitworth*           | 61  |
| 82  | Puget Sound*         | 49  |
| 88  | Seattle Pacific      | 96  |
| 52  | Western Washington*  | 72  |
| 90  | Pacific Lutheran**   | 72  |
| 64  | Western Washington** | 53  |
| 74  | Western Washington** | 63  |
| 65  | Grambling+           | 70  |

1966-67 (27-4, 8-1)

|     |                     |    |
|-----|---------------------|----|
| 83  | Chico State         | 56 |
| 89  | Pacific Lutheran    | 83 |
| 74  | Pacific Lutheran    | 65 |
| 85  | St. Martin's        | 80 |
| 108 | Humboldt State      | 81 |
| 70  | Chico State         | 66 |
| 74  | SW Missouri (ot)    | 75 |
| 74  | Portland State      | 79 |
| 78  | Western Washington* | 51 |
| 61  | Western Washington* | 57 |
| 77  | Whitworth*          | 55 |
| 79  | Whitworth*          | 69 |
| 105 | Seattle Pacific     | 78 |
| 91  | Eastern Washington* | 61 |
| 99  | Eastern Washington* | 70 |
| 83  | St. Martin's        | 64 |
| 68  | Puget Sound         | 42 |
| 85  | Seattle Pacific     | 66 |
| 70  | Whitworth*          | 78 |
| 85  | Alaska-Fairbanks    | 75 |
| 84  | Alaska-Fairbanks    | 56 |

1967-68 (22-8, 10-2)

|     |                     |    |
|-----|---------------------|----|
| 68  | Pacific Lutheran    | 63 |
| 97  | Pacific Lutheran    | 73 |
| 76  | St. Martin's        | 63 |
| 68  | Portland State      | 73 |
| 75  | Whittier            | 68 |
| 81  | Willamette          | 58 |
| 87  | Sacramento State    | 89 |
| 103 | Eastern Washington* | 65 |
| 99  | Eastern Washington* | 58 |
| 91  | Whitworth*          | 74 |
| 72  | Whitworth*          | 69 |
| 68  | Seattle Pacific     | 77 |
| 50  | Alaska-Fairbanks    | 59 |
| 90  | Alaska-Fairbanks    | 51 |
| 61  | Western Washington* | 71 |
| 56  | Western Washington* | 48 |
| 99  | St. Martin's        | 87 |
| 92  | Eastern Washington* | 59 |
| 68  | Eastern Washington* | 45 |
| 63  | Whitworth*          | 68 |
| 84  | Whitworth*          | 73 |
| 80  | Western Washington* | 64 |
| 67  | Western Washington* | 62 |
| 84  | Seattle Pacific     | 94 |
| 68  | Portland State      | 80 |
| 77  | St. Martin's**      | 70 |
| 82  | St. Martin's**      | 77 |
| 95  | Albuquerque+        | 72 |
| 85  | Alcom A&M+          | 70 |
| 47  | Central State (OH)+ | 66 |

1968-69 (24-9, 8-4)

|    |                     |    |
|----|---------------------|----|
| 96 | Pacific Lutheran    | 64 |
| 62 | St. Martin's        | 65 |
| 66 | Pacific Lutheran    | 67 |
| 99 | Linfield            | 76 |
| 81 | Linfield            | 88 |
| 77 | Sacramento State    | 66 |
| 63 | Whittier            | 69 |
| 57 | Macalaster          | 54 |
| 81 | Eastern Washington* | 49 |
| 73 | Eastern Washington* | 91 |
| 91 | Whitworth*          | 59 |
| 89 | Whitworth*          | 48 |
| 87 | St. Martin's        | 78 |
| 70 | Simon Fraser        | 53 |
| 42 | Western Washington* | 43 |
| 59 | Western Washington* | 51 |
| 58 | Seattle Pacific     | 56 |
| 79 | Eastern Washington* | 74 |
| 70 | Eastern Washington* | 75 |





|                            |                      |    |                              |                        |     |                              |                       |     |                              |                       |     |                  |                           |     |                             |                        |     |
|----------------------------|----------------------|----|------------------------------|------------------------|-----|------------------------------|-----------------------|-----|------------------------------|-----------------------|-----|------------------|---------------------------|-----|-----------------------------|------------------------|-----|
| 72                         | Puget Sound          | 66 | 71                           | Whitworth* (f)         | 53  | <b>1984-85 (25-11, 12-2)</b> |                       | 91  | Lewis-Clark State**          | 73                    | 106 | Sheldon Jackson* | 71                        | 66  | Charleston, SC+             | 55                     |     |
| 62                         | Seattle              | 68 | 85                           | Occidental (f)         | 54  | 63                           | Victoria(ot)          | 71  | 74                           | Whitman**             | 62  | 73               | Pacific Lutheran          | 58  | 87                          | Wheeling Jesuit+       | 78  |
| 79                         | Grace                | 65 | 73                           | St. Martin's (f)       | 70  | 66                           | Warner Pacific        | 71  | 107                          | Whitman**             | 82  | 102              | Simon Fraser*             | 79  | 58                          | St. Mary's (Tex)+      | 60  |
| 91                         | Lewis-Clark State    | 70 | 98                           | Warner Pacific         | 75  | 61                           | Gonzaga               | 69  | 86                           | Findlay+              | 82  | 82               | Western Wash. (ot)*       | 78  |                             |                        |     |
| 55                         | Eastern Washington   | 76 | 60                           | Eastern Washington (f) | 57  | 62                           | Puget Sound           | 55  | 59                           | Birmingham Southern+  | 56  | 77               | Lewis-Clark State*        | 68  | <b>1989-90 (31-5, 16-2)</b> |                        |     |
| 88                         | Seattle Pacific      | 75 | 76                           | Puget Sound (f)        | 71  | 63                           | Victoria              | 56  | 64                           | David Lipscomb+       | 80  | 71               | Seattle*                  | 75  | 86                          | St. Martin's           | 80  |
| 78                         | Western Washington   | 52 | 65                           | Western Washington*(f) | 55  | 74                           | Northwest Nazarene    | 76  |                              |                       |     | 109              | Whitworth*                | 65  | 74                          | Victoria               | 77  |
| 84                         | Simon Fraser         | 79 | 88                           | Seattle*(f)            | 68  | 70                           | Pacific Lutheran*     | 83  | <b>1986-87 (32-9, 13-3)</b>  |                       |     | 135              | Northwest*                | 71  | 90                          | Whitman                | 75  |
| 57                         | Puget Sound          | 76 | 75                           | Whitworth*(f)          | 70  | 99                           | Whitman*              | 73  | 94                           | Alaska Southeast*     | 81  | 93               | St. Martin's*             | 59  | 72                          | Eastern Washington     | 83  |
| 72                         | Whitman              | 53 | 56                           | Simon Fraser*(f)       | 48  | 53                           | Cal Poly SLO          | 58  | 95                           | Sheldon Jackson       | 55  | 70               | Pacific Lutheran          | 48  | 103                         | St. Martin's*          | 61  |
| 59                         | Lewis-Clark State    | 75 | 108                          | Lewis-Clark State*(f)  | 78  | 89                           | Cal-Davis             | 70  | 77                           | St. Martin's*         | 55  | 74               | Simon Fraser*             | 77  | 67                          | Simon Fraser*          | 69  |
| 74                         | Eastern Washington   | 76 | 89                           | Seattle Pacific        | 86  | 69                           | Pacific Lutheran*     | 59  | 76                           | Northwest Nazarene    | 71  | 80               | Western Washington*       | 83  | 66                          | Lewis-Clark State*     | 63  |
| 59                         | Pacific Lutheran     | 60 | 89                           | Pacific Lutheran*(f)   | 61  | 71                           | St. Martin's*         | 46  | 84                           | Whitworth             | 80  | 97               | Northwest*                | 58  | 68                          | Albertson's            | 66  |
| 65                         | Simon Fraser         | 67 | 105                          | Western Washington*    | 79  | 107                          | Seattle Pacific       | 97  | 84                           | Whitworth             | 85  | 90               | Seattle*                  | 70  | 66                          | Oregon Tech            | 55  |
| 66                         | Western Washington   | 59 | 73                           | Eastern Washington     | 81  | 68                           | Simon Fraser*         | 57  | 77                           | Lewis-Clark State*    | 85  | 79               | Puget Sound               | 71  | 101                         | Western Baptist        | 82  |
| 74                         | Hawaii-Hilo          | 60 | 123                          | Seattle*(f)            | 88  | 57                           | Western Wash*(ot)     | 62  | 87                           | Warner Pacific        | 71  | 107              | Sheldon Jackson*          | 73  | 79                          | Puget Sound            | 75  |
| 87                         | Hawaii-Hilo          | 64 | 98                           | Whitman*               | 63  | 71                           | Whitworth*            | 68  | 66                           | Montana               | 91  | 92               | Alaska Southeast*         | 79  | 79                          | Whitworth              | 66  |
| 65                         | Puget Sound          | 88 | 71                           | Puget Sound(f)         | 57  | 88                           | Lewis-Clark St.*      | 70  | 67                           | UC - Riverside        | 77  | 76               | St. Martin's*             | 70  | 91                          | St. Martin's*          | 71  |
| 76                         | Seattle Pacific      | 67 | 78                           | Simon Fraser*          | 62  | 74                           | Seattle*              | 71  | 68                           | Puget Sound           | 79  | 103              | Lewis-Clark State**       | 78  | 87                          | Sheldon Jackson*       | 49  |
| 48                         | St. Martin's         | 49 | 69                           | Seattle Pacific(f)     | 66  | 94                           | Seattle Pacific       | 84  | 70                           | Pacific Lutheran      | 53  | 75               | Western Washington**      | 78  | 70                          | Western Washington*    | 79  |
| 98                         | Seattle              | 60 | 63                           | St. Martin's (f)       | 59  | 64                           | Puget Sound           | 58  | 90                           | Seattle*              | 73  | 72               | Western Washington**      | 51  | 73                          | Whitworth              | 63  |
| 67                         | Simon Fraser - OT    | 66 | 96                           | Seattle** (f)          | 77  | 103                          | Lewis-Clark State*    | 61  | 95                           | Seattle Pacific       | 85  | 84               | Western Washington**      | 95  | 66                          | Puget Sound*           | 61  |
| 49                         | St. Martin's         | 48 | 86                           | St. Martin's** (f)     | 73  | 65                           | Portland              | 83  | 73                           | Simon Fraser*         | 77  |                  |                           | 114 | Alaska Southeast*           | 64                     |     |
| 58                         | St. Martin's         | 51 | 68                           | St. Martin's**         | 70  | 70                           | St. Martin's*         | 55  | 87                           | Western Washington*   | 75  |                  |                           | 85  | Simon Fraser*               | 65                     |     |
| 42                         | Biola                | 57 | 68                           | St. Martin's** (f)     | 63  | 80                           | Whitworth*            | 68  | 67                           | Puget Sound           | 62  | 83               | Seattle                   | 73  | 97                          | Lewis-Clark State*     | 62  |
|                            |                      |    |                              |                        |     | 104                          | Simon Fraser*         | 66  | 75                           | Whitworth*            | 58  | 75               | BYU-Hawaii                | 78  | 89                          | Seattle*               | 79  |
| <b>1981-82 (22-7)</b>      |                      |    |                              |                        |     | 66                           | Western Washington*   | 64  | 72                           | Seattle*              | 68  | 92               | Hawaii Pacific*           | 75  | 68                          | Puget Sound*           | 52  |
| 84                         | Western Montana      | 62 | <b>1983-84 (23-10, 12-2)</b> |                        |     | 94                           | Western Oregon++      | 72  | 85                           | Whitman               | 65  | 61               | Wisconsin-Eau Claire      | 77  | 77                          | Seattle Pacific        | 73  |
| 93                         | Trinity Western      | 65 | 95                           | St. Martin's           | 74  | 77                           | Eastern Washington    | 90  | 82                           | West. Washington(OT)* | 79  | 81               | Carleton, Minn.           | 68  | 78                          | Whitman                | 60  |
| 67                         | Portland             | 75 | 85                           | Seattle Pacific        | 77  | 87                           | Pacific Lutheran**    | 66  | 75                           | Seattle Pacific       | 70  | 82               | Pacific Lutheran          | 64  | 101                         | Alaska Pacific*        | 65  |
| 75                         | Seattle              | 54 | 54                           | Gonzaga                | 86  | 74                           | Seattle**             | 65  | 57                           | Eastern Washington    | 55  | 68               | St. Martin's*             | 65  | 93                          | Seattle*               | 69  |
| 74                         | Pacific Lutheran     | 63 | 99                           | Cal-State-LA           | 65  | 90                           | Seattle**             | 75  | 88                           | Lewis-Clark State*    | 75  | 72               | Whitman                   | 89  | 89                          | Western Washington*    | 75  |
| 71                         | Puget Sound          | 66 | 59                           | Pacific Lutheran*      | 48  | 82                           | Hawaii Pacific+       | 79  | 82                           | Pacific Lutheran      | 65  | 79               | Alaska Southeast*         | 68  | 82                          | Sheldon Jackson*       | 67  |
| 76                         | Simon Fraser         | 74 | 77                           | Lewis-Clark State*     | 82  | 58                           | Minnesota-Duluth+     | 57  | 67                           | Puget Sound           | 70  | 74               | Lewis-Clark State*        | 80  | 114                         | Alaska Southeast*      | 78  |
| 63                         | Pacific Lutheran     | 80 | 59                           | Whitman*               | 54  | 64                           | West. Virg. Wesleyan+ | 63  | 98                           | Simon Fraser*(f)      | 64  | 90               | Western Oregon            | 77  | 72                          | Alaska Pacific*        | 59  |
| 62                         | Whitworth            | 58 | 60                           | Cal Poly - SLO (2ot)   | 61  | 64                           | Fort Hayes State+     | 65  | 72                           | Whitman               | 67  | 65               | Warner Pacific            | 51  | 65                          | Whitworth*             | 46  |
| 77                         | Cal Poly Pomona      | 67 | 69                           | Cal State - Sonoma     | 57  | 94                           | Maycrest+             | 108 | 105                          | Sheldon Jackson*      | 52  | 61               | CS - Dominguez Hills      | 52  | 86                          | Western Washington**   | 64  |
| 57                         | Puget Sound          | 72 | 58                           | Montana                | 71  |                              |                       |     | 94                           | Alaska Southeast*     | 80  | 76               | Puget Sound               | 61  | 83                          | Western Washington**   | 66  |
| 66                         | St. Martin's         | 57 | 62                           | Portland (ot)          | 65  | <b>1985-86 (27-6, 12-2)</b>  |                       |     | 88                           | Whitworth* (f)        | 66  | 67               | Western Washington*       | 64  | 69                          | Northem State+         | 45  |
| 93                         | Seattle Pacific      | 83 | 101                          | Simon Fraser*          | 60  | 77                           | Victoria              | 66  | 76                           | St. Martin's*         | 49  | 86               | Sheldon Jackson*          | 49  | 92                          | Alderson-Broadbudd+    | 81  |
| 72                         | Lewis-Clark State    | 49 | 65                           | Western Washington*    | 53  | 82                           | George Fox            | 80  | 108                          | Alaska Southeast**    | 66  | 77               | Puget Sound               | 64  | 57                          | Wisconsin-Eau Claire+  | 84  |
| 60                         | Eastern Washington   | 74 | 78                           | Whitworth*             | 67  | 75                           | Seattle Pacific       | 72  | 88                           | Western Washington**  | 75  | 67               | Lewis-Clark State*        | 74  |                             |                        |     |
| 59                         | Western Washington   | 60 | 57                           | Puget Sound            | 74  | 64                           | Gonzaga               | 63  | 66                           | Western Washington**  | 77  | 75               | Whitworth                 | 73  | <b>1990-91 (14-14)</b>      |                        |     |
| 79                         | Seattle              | 58 | 78                           | St. Martin's (ot)      | 77  | 77                           | Whitman*              | 78  | 81                           | Western Washington**  | 65  | 64               | Simon Fraser*             | 56  | 86                          | Victoria               | 99  |
| 75                         | Eastern Washington   | 70 | 64                           | Seattle Pacific        | 74  | 68                           | Lewis-Clark State*    | 67  | 86                           | Atlantic Christian+   | 82  | 73               | St. Martin's*             | 47  | 80                          | Montana Tech           | 85  |
| 69                         | Lewis-Clark State    | 53 | 60                           | Whitworth* (ot)        | 58  | 75                           | Pacific Lutheran*     | 73  | 84                           | St. Thomas Aquinas+   | 83  | 85               | Pacific Lutheran          | 59  | 77                          | Carroll                | 92  |
| 72                         | Seattle Pacific      | 82 | 66                           | Western Washington*    | 67  | 74                           | College of Idaho      | 78  | 84                           | Hawaii - Hilo+        | 75  | 120              | Northwest*                | 44  | 72                          | Western Montana        | 93  |
| 97                         | Simon Fraser         | 68 | 91                           | Simon Fraser*          | 68  | 85                           | Northwest Nazarene    | 99  | 92                           | Washburn+             | 65  | 62               | Seattle*                  | 54  | 87                          | Seattle                | 93  |
| 69                         | Western Washington   | 58 | 108                          | Lewis-Clark State*     | 69  | 96                           | Whitman(3ot)          | 95  | 63                           | Whitworth*            | 69  | 80               | Whitworth                 | 67  | 83                          | Simon Fraser           | 66  |
| 92                         | Whitman              | 76 | 62                           | Puget Sound            | 73  | 74                           | Puget Sound           | 59  | 79                           | Georgetown, KY+       | 69  | 80               | Seattle Pacific           | 76  | 92                          | Pacific Lutheran (2ot) | 97  |
| 69                         | St. Martin's         | 64 | 95                           | Seattle Pacific        | 76  | 69                           | St. Martin's*         | 55  |                              |                       |     | 93               | Puget Sound (ot)          | 82  | 85                          | Albertson's            | 89  |
| 93                         | Puget Sound          | 73 | 59                           | Pacific Lutheran*      | 56  | 63                           | Western Washington*   | 59  | <b>1987-88 (23-11, 14-4)</b> |                       |     | 67               | Western Washington*       | 69  | 90                          | Southern Oregon        | 92  |
| 69                         | Western Washington** | 53 | 66                           | Eastern Washington     | 58  | 55                           | Whitworth*(f)         | 57  | 94                           | Alaska Southeast*     | 96  | 77               | Western Washington*       | 71  | 114                         | Oregon Tech (3ot)      | 110 |
| 77                         | Whitworth**          | 67 | 122                          | St. Martin's**66       | 101 | Seattle*                     | 68                    | 68  | 84                           | Seattle Pacific       | 74  | 59               | Simon Fraser*             | 71  | 90                          | Western Washington     | 81  |
| 74                         | Cumberland +         | 65 | 84                           | Seattle*               | 73  | 68                           | St. Martin's*         | 57  | 76                           | Eastern Washington    | 81  | 92               | Seattle*                  | 71  | 62                          | Puget Sound            | 71  |
| 49                         | Hampton Institute +  | 63 | 70                           | Western Wash+++ (ot)   | 69  | 82                           | Pacific Lutheran*     | 60  | 84                           | Puget Sound           | 87  | 88               | Whitman                   | 58  | 62                          | Seattle                | 73  |
|                            |                      |    | 69                           | Lewis-Clark State      | 56  | 77                           | Seattle Pacific       | 76  | 84                           | Northwest Nazarene    | 59  | 114              | Northwest*                | 43  | 107                         | Seattle                | 73  |
| <b>1982-83 (7-23, 5-9)</b> |                      |    | 58                           | Pacific Lutheran       | 54  | 65                           | Lewis-Clark State*    | 69  | 98                           | Western Baptist       | 71  | 97               | Alaska Southeast*         | 80  | 56                          | St. Martin's           | 46  |
| 48                         | Montana              | 74 | 82                           | Pacific Lutheran       | 74  | 65                           | Puget Sound           | 62  | 54                           | Oregon Tech           | 66  | 122              | Sheldon Jackson*          | 78  | 67                          | Seattle Pacific        | 74  |
| 77                         | Western Montana      | 67 | 75                           | Carson-Newman+         | 74  | 82                           | Western Washington*   | 70  | 86                           | Chapman (ot)          | 84  | 111              | Lewis-Clark State**       | 84  | 66                          | Puget Sound            | 56  |
| 78                         | St. Martin's*        | 67 | 59                           | St. Thomas Aquinas+    | 74  | 81                           | Whitworth*            | 69  | 75                           | Puget Sound           | 84  | 91               | Western Washington**      | 75  | 90                          | Sheldon Jackson        | 72  |
| 100                        | Lewis-Clark State*   | 59 |                              |                        |     | 74                           | Seattle*              | 52  | 62                           | Montana               | 68  | 83               | Western Washington**      | 92  | 72                          | Whitworth*             | 79  |
| 61                         | Portland             | 66 |                              |                        |     | 66                           | Eastern Washington    | 81  | 86                           | Whitworth*            | 74  | 73               | Western Washington (ot)** | 67  | 99                          | Western Washington     | 90  |
|                            |                      |    |                              |                        |     |                              |                       |     | 103                          | Lewis-Clark State*    | 68  | 86               | Georgia College+          | 79  | 100                         | Lewis-Clark State      | 89  |

|                      |                         |    |                      |                       |     |                      |                       |     |                      |                     |    |                |                    |     |                     |                     |                                  |
|----------------------|-------------------------|----|----------------------|-----------------------|-----|----------------------|-----------------------|-----|----------------------|---------------------|----|----------------|--------------------|-----|---------------------|---------------------|----------------------------------|
| 70                   | St. Martin's            | 75 | 59                   | Willamette            | 84  | 1994-95 (20-14, 9-3) |                       | 92  | St. Martin's*        | 84                  | 77 | Humboldt State | 74                 | 104 | Western Washington* | 84                  |                                  |
| 107                  | Western Washington (ot) | 96 | 75                   | Idaho                 | 89  | 78                   | Albertson             | 89  | 56                   | Puget Sound*        | 74 | 66             | Gonzaga            | 89  | 77                  | Hawaii Pacific      | 79                               |
| 91                   | Simon Fraser            | 83 | 62                   | Seattle Pacific       | 73  | 45                   | MS-Northern (f)       | 58  | 75                   | Simon Fraser*       | 77 | 75             | Whitworth          | 87  | 98                  | BYU-Hawaii          | 86                               |
| 75                   | Puget Sound             | 76 | 81                   | Grace, Ind.           | 93  | 77                   | Eastern Oregon        | 60  | 75                   | Seattle*            | 77 | 71             | Southern Oregon    | 63  | 76                  | Seattle*            | 77                               |
| 86                   | Lewis-Clark State (ot)  | 92 | 92                   | Seattle*              | 77  | 91                   | Eastern Oregon        | 86  | 69                   | Simon Fraser*       | 79 | 80             | Eastern Oregon     | 77  | 88                  | Western Washington* | 73                               |
| 80                   | Seattle Pacific         | 69 | 54                   | Lewis-Clark State*    | 60  | 82                   | C. of Notre Dame      | 71  | 91                   | Puget Sound* (ot)   | 93 | 76             | Lewis-Clark State  | 77  | 79                  | St. Martin's++      | 65                               |
| 93                   | Sheldon Jackson         | 84 | 77                   | Western Washington*   | 74  | 79                   | Colorado Mines        | 59  | 58                   | Lewis-Clark State*  | 89 | 64             | Victoria           | 66  | 81                  | Simon Fraser++      | 72                               |
| 103                  | Whitworth               | 91 | 76                   | Simon Fraser*         | 85  | 70                   | Whitman               | 60  | 68                   | Western Washington* | 84 | 69             | British Columbia   | 81  | 61                  | Incarnate Word, TX+ | 58                               |
|                      |                         |    | 107                  | St. Martin's*         | 72  | 71                   | Life, Ga.             | 85  | 83                   | St. Martin's*       | 67 | 88             | Simon Fraser*      | 73  | 87                  | Azusa Pacific+      | 76                               |
|                      |                         |    | 81                   | Lewis-Clark State*    | 72  | 64                   | Seattle               | 59  | 98                   | Seattle*            | 83 | 74             | Lewis-Clark State* | 66  | 68                  | Cumberland, KY+     | 89                               |
|                      |                         |    | 76                   | Pacific Lutheran      | 67  | 53                   | Gonzaga               | 93  | 79                   | St. Martin's++      | 76 | 83             | BYU-Hawaii         | 89  |                     |                     |                                  |
| 1991-92 (19-13, 9-5) |                         |    | 90                   | Seattle*              | 51  | 59                   | Washington State      | 104 | 80                   | Simon Fraser++      | 79 | 54             | Hawaii Pacific     | 91  |                     |                     | *District/Region/Conference game |
| 87                   | Western Montana         | 72 | 76                   | Sheldon Jackson       | 53  | 75                   | Montana (ot)          | 83  | 70                   | Seattle++           | 81 | 91             | Simon Fraser*      | 78  |                     |                     | **District/Region playoffs       |
| 74                   | Carroll                 | 56 | 76                   | Whitworth             | 64  | 66                   | Oregon Tech           | 87  |                      |                     |    | 79             | St. Martin's*      | 67  |                     |                     | +National playoffs               |
| 73                   | Montana Tech            | 74 | 89                   | Simon Fraser*         | 87  | 77                   | Southern Oregon       | 92  |                      |                     |    | 71             | Seattle* (ot)      | 65  |                     |                     | ++Conference playoffs            |
| 106                  | Malispina               | 63 | 81                   | St. Martin's*         | 68  | 71                   | Whitman               | 76  |                      |                     |    | 77             | Lewis-Clark State* | 68  |                     |                     | (f) - forfeited                  |
| 71                   | Carroll                 | 72 | 131                  | Simon Fraser*         | 87  | 77                   | Southern Oregon       | 92  | 1996-97 (18-13, 9-1) |                     |    | 71             | Seattle* (ot)      | 67  |                     |                     |                                  |
| 91                   | Whitworth               | 76 | 81                   | St. Martin's*         | 68  | 71                   | Whitman               | 76  | 53                   | Seattle Pacific     | 70 | 77             | Lewis-Clark State* | 68  |                     |                     |                                  |
| 89                   | Seattle Pacific (ot)    | 87 | 82                   | Puget Sound*          | 69  | 59                   | Lewis-Clark State*    | 86  | 69                   | Seattle Pacific     | 57 | 92             | St. Martin's*      | 74  |                     |                     |                                  |
| 94                   | Simon Fraser*           | 95 | 69                   | Puget Sound*          | 65  | 93                   | Simon Fraser*         | 74  | 47                   | Lewis-Clark State   | 49 |                |                    |     |                     |                     |                                  |
| 76                   | Seattle*                | 73 | 84                   | Western Washington*   | 77  | 53                   | Puget Sound*          | 50  | 57                   | Mankata State       | 68 |                |                    |     |                     |                     |                                  |
| 65                   | Whitworth*              | 59 | 100                  | Simon Fraser**        | 88  | 65                   | Western Washington*   | 64  |                      |                     |    |                |                    |     |                     |                     |                                  |
| 72                   | Pacific Lutheran        | 86 | 88                   | Western Washington**  | 76  | 61                   | Seattle Pacific       | 62  |                      |                     |    |                |                    |     |                     |                     |                                  |
| 61                   | Oregon Tech             | 85 | 78                   | Central Arkansas+     | 66  | 84                   | Seattle*              | 68  |                      |                     |    |                |                    |     |                     |                     |                                  |
| 93                   | Southern Oregon         | 85 | 74                   | Midwestern State, TX+ | 78  | 88                   | BYU-Hawaii            | 64  |                      |                     |    |                |                    |     |                     |                     |                                  |
| 99                   | Oregon Tech             | 88 |                      |                       |     | 81                   | St. Martin's (2ot)*   | 78  |                      |                     |    |                |                    |     |                     |                     |                                  |
| 94                   | Chico State (2ot)       | 99 | 1993-94 (12-17, 6-6) |                       |     | 74                   | Seattle*              | 65  |                      |                     |    |                |                    |     |                     |                     |                                  |
| 96                   | Whitman (ot)            | 88 | 81                   | Albertson             | 89  | 76                   | Simon Fraser*         | 60  |                      |                     |    |                |                    |     |                     |                     |                                  |
| 73                   | Alaska-Fairbanks        | 77 | 71                   | Carroll               | 72  | 65                   | Hawaii Pacific        | 77  |                      |                     |    |                |                    |     |                     |                     |                                  |
| 75                   | Pacific Lutheran        | 71 | 72                   | Whitman               | 73  | 71                   | Lewis-Clark State*    | 59  |                      |                     |    |                |                    |     |                     |                     |                                  |
| 72                   | St. Martin's*           | 76 | 68                   | Southern Utah         | 94  | 71                   | St. Martin's*         | 73  |                      |                     |    |                |                    |     |                     |                     |                                  |
| 73                   | Lewis-Clark State*      | 76 | 59                   | Weber State           | 79  | 103                  | Puget Sound*          | 77  |                      |                     |    |                |                    |     |                     |                     |                                  |
| 61                   | Seattle Pacific         | 65 | 82                   | Northwest Nazarene    | 93  | 82                   | Western Washington*   | 91  |                      |                     |    |                |                    |     |                     |                     |                                  |
| 102                  | Sheldon Jackson*        | 44 | 82                   | Whitworth             | 87  | 78                   | St. Martin's++        | 63  |                      |                     |    |                |                    |     |                     |                     |                                  |
| 77                   | Seattle*                | 74 | 80                   | Western Washington    | 79  | 77                   | Lewis-Clark State++   | 60  |                      |                     |    |                |                    |     |                     |                     |                                  |
| 76                   | Simon Fraser*           | 69 | 91                   | Puget Sound           | 95  | 76                   | St. Mary's, Tex.+     | 64  |                      |                     |    |                |                    |     |                     |                     |                                  |
| 72                   | Puget Sound*            | 67 | 83                   | Whitman               | 62  | 75                   | The Master's, Calif.+ | 88  |                      |                     |    |                |                    |     |                     |                     |                                  |
| 84                   | Western Washington*     | 62 | 93                   | Central Missouri      | 78  |                      |                       |     |                      |                     |    |                |                    |     |                     |                     |                                  |
| 75                   | Puget Sound*            | 74 | 68                   | Missouri Western      | 72  | 1995-96 (15-15, 9-9) |                       |     |                      |                     |    |                |                    |     |                     |                     |                                  |
| 73                   | St. Martin's*           | 70 | 65                   | Seattle*              | 85  | 94                   | Eastern Oregon        | 72  |                      |                     |    |                |                    |     |                     |                     |                                  |
| 83                   | Lewis-Clark State*      | 96 | 96                   | St. Martin's*         | 69  | 77                   | Eastern Oregon        | 57  |                      |                     |    |                |                    |     |                     |                     |                                  |
| 63                   | Western Washington*     | 64 | 91                   | BYU-Hawaii            | 117 | 61                   | Seattle Pacific       | 72  |                      |                     |    |                |                    |     |                     |                     |                                  |
| 97                   | Seattle**               | 73 | 89                   | Hawaii Pacific        | 80  | 81                   | Pacific Lutheran      | 76  |                      |                     |    |                |                    |     |                     |                     |                                  |
| 69                   | St. Martin's**          | 72 | 81                   | Simon Fraser*         | 74  | 66                   | Gonzaga               | 86  |                      |                     |    |                |                    |     |                     |                     |                                  |
|                      |                         |    | 66                   | Western Washington*   | 92  | 105                  | Western Baptist (2ot) | 97  |                      |                     |    |                |                    |     |                     |                     |                                  |
| 1992-93 (29-7, 10-2) |                         |    | 88                   | Puget Sound (ot)*     | 92  | 87                   | Humboldt State        | 73  |                      |                     |    |                |                    |     |                     |                     |                                  |
| 79                   | Northwest Nazarene      | 78 | 61                   | Lewis-Clark State*    | 73  | 72                   | Whitworth             | 61  |                      |                     |    |                |                    |     |                     |                     |                                  |
| 71                   | Lewis-Clark State       | 69 | 84                   | Whitworth (ot)        | 81  | 81                   | Northwest Nazarene    | 77  |                      |                     |    |                |                    |     |                     |                     |                                  |
| 90                   | Pacific Lutheran        | 72 | 83                   | St. Martin's*         | 66  | 75                   | Whitman               | 46  |                      |                     |    |                |                    |     |                     |                     |                                  |
| 76                   | Whitman                 | 51 | 77                   | Western Washington*   | 87  | 69                   | Missouri Rolla        | 75  |                      |                     |    |                |                    |     |                     |                     |                                  |
| 104                  | Sonoma State            | 70 | 81                   | Seattle*              | 75  | 70                   | Northeast Missouri    | 80  |                      |                     |    |                |                    |     |                     |                     |                                  |
| 75                   | Cal Baptist             | 55 | 66                   | Seattle Pacific       | 59  | 83                   | Pacific Lutheran      | 70  |                      |                     |    |                |                    |     |                     |                     |                                  |
| 82                   | Northwest Nazarene      | 68 | 75                   | Puget Sound*          | 59  | 93                   | Northwest College     | 74  |                      |                     |    |                |                    |     |                     |                     |                                  |
| 77                   | Albertson               | 66 | 64                   | Simon Fraser*         | 72  | 63                   | Lewis-Clark State*    | 66  |                      |                     |    |                |                    |     |                     |                     |                                  |
| 87                   | Whitman                 | 72 | 98                   | Lewis-Clark State*    | 68  | 70                   | Western Washington*   | 72  |                      |                     |    |                |                    |     |                     |                     |                                  |
| 73                   | Whitworth               | 63 | 65                   | Seattle**             | 71  | 89                   | Northwest College     | 79  |                      |                     |    |                |                    |     |                     |                     |                                  |
| 85                   | Puget Sound             | 71 |                      |                       |     |                      |                       |     |                      |                     |    |                |                    |     |                     |                     |                                  |
| 93                   | Western Washington      | 63 |                      |                       |     |                      |                       |     |                      |                     |    |                |                    |     |                     |                     |                                  |
| 113                  | Southern Oregon         | 84 |                      |                       |     |                      |                       |     |                      |                     |    |                |                    |     |                     |                     |                                  |

# YEAR-BY-YEAR RECORDS

|       | All Games |    |      |      | Conference |    |        |      |      |         |
|-------|-----------|----|------|------|------------|----|--------|------|------|---------|
|       | W         | L  | PF   | PA   | W          | L  | Finish | Home | Away | Neutral |
| 1902  | 1         | 1  |      |      |            |    |        | 0-1  |      | 0-0     |
| 1903  | 1         | 3  |      |      |            |    |        |      |      |         |
| 1904  | 6         | 2  | 136  | 83   |            |    |        | 3-0  | 3-2  | 0-0     |
| 1905  | 5         | 3  |      |      |            |    |        | 3-1  | 2-2  | 0-0     |
| 1906  | 1         | 1  |      |      |            |    |        | 1-0  | 0-1  | 0-0     |
| 1907  | 2         | 2  | 101  | 87   |            |    |        | 2-1  | 0-1  | 0-0     |
| 1908  | 7         | 0  | 306  | 140  |            |    |        | 7-0  | 0-0  | 0-0     |
| 1909  | 4         | 5  |      |      |            |    |        | 3-1  | 1-4  | 0-0     |
| 1910  | 8         | 4  | 475  | 341  |            |    |        | 5-1  | 3-3  | 0-0     |
| 1911  | 9         | 2  | 383  | 209  |            |    |        | 4-0  | 5-2  | 0-0     |
| 1912  | 4         | 7  | 267  | 227  |            |    |        | 2-3  | 2-4  | 0-0     |
| 1913  | 7         | 6  | 374  | 302  |            |    |        | 7-3  | 0-3  | 0-0     |
| 1914  | 6         | 3  | 233  | 212  |            |    |        | 6-2  | 0-1  | 0-0     |
| 1915  | 0         | 2  | 22   | 59   |            |    |        | 0-2  | 0-0  | 0-0     |
| 1916  | 2         | 5  | 139  | 178  |            |    |        | 2-5  | 0-0  | 0-0     |
| 1917  | 4         | 9  | 325  | 538  |            |    |        | 2-4  | 2-5  | 0-0     |
| 1922  | 5         | 8  | 308  | 311  |            |    |        | 4-3  | 1-5  | 0-0     |
| 1923  | 4         | 13 |      |      |            |    |        | 3-6  | 1-7  | 0-0     |
| 1924  | 7         | 9  | 382  | 403  | 1          | 3  | 2nd-T  | 3-6  | 4-3  | 0-0     |
| 1925  | 2         | 11 | 274  | 435  | 0          | 4  | 3rd    | 1-5  | 1-6  | 0-0     |
| 1926  | 6         | 13 | 522  | 572  | 0          | 4  | 3rd    | 3-6  | 3-7  | 0-0     |
| 1927  | 6         | 12 |      |      | 1          | 3  | 2nd-T  | 4-4  | 2-8  | 0-0     |
| 1928  | 14        | 13 | 873  | 802  | 3          | 1  | 1st-T  | 6-3  | 8-10 | 0-0     |
| 1929  | 18        | 5  | 768  | 602  | 4          | 0  | 1st    | 6-3  | 12-2 | 0-0     |
| 1930  | 25        | 1  | 1099 | 539  | 8          | 0  | 1st    | 10-0 | 14-1 | 1-0     |
| 1931  | 22        | 3  | 939  | 573  | 4          | 0  | 1st    | 10-0 | 12-3 | 0-0     |
| 1932  | 21        | 6  | 1041 | 563  | 4          | 0  | 1st    | 13-1 | 8-5  | 0-0     |
| 1933  | 15        | 3  | 649  | 449  | 4          | 0  | 1st    | 12-0 | 13-3 | 0-0     |
| 1934  | 17        | 5  | 754  | 596  | 3          | 1  | 1st-T  | 11-1 | 6-2  | 0-2     |
| 1935  | 21        | 5  | 781  | 632  | 3          | 1  | 1st    | 12-1 | 9-4  | 0-0     |
| 1936  | 15        | 10 | 796  | 752  | 2          | 2  | 2nd    | 9-5  | 6-4  | 0-1     |
| 1937  | 12        | 9  | 709  | 664  | 2          | 2  | 2nd    | 7-2  | 5-7  | 0-0     |
| 1938  | 13        | 10 | 874  | 759  | 1          | 3  | 2nd-T  | 7-3  | 6-5  | 0-2     |
| 1939  | 14        | 6  | 775  | 666  | 3          | 3  | 2nd-T  | 10-2 | 4-4  | 0-0     |
| 1940  | 16        | 5  | 838  | 678  | 12         | 4  | 1st    | 8-3  | 8-2  | 0-0     |
| 1941  | 11        | 8  | 783  | 706  | 10         | 6  | 3rd    | 7-3  | 4-5  | 0-0     |
| 1942  | 11        | 8  | 976  | 839  | 8          | 8  | 2nd-T  | 7-3  | 4-5  | 0-0     |
| 1943  | 16        | 7  | 1141 | 962  | 11         | 5  | 2nd    | 11-2 | 5-5  | 0-0     |
| 1946  | 13        | 7  | 1039 | 866  | 10         | 6  | 2nd-T  | 7-3  | 6-3  | 0-1     |
| 1947  | 21        | 3  | 1528 | 1134 | 11         | 1  | 1st-T  | 9-0  | 12-2 | 0-1     |
| 1948  | 18        | 9  | 1475 | 1261 | 9          | 6  | 3rd    | 8-2  | 8-7  | 2-0     |
| 1949  | 21        | 7  | 1595 | 1407 | 12         | 2  | 1st    | 10-0 | 9-5  | 2-2     |
| 1950  | 24        | 8  | 1892 | 1611 | 10         | 4  | 2nd-T  | 10-2 | 10-4 | 4-2     |
| 1951  | 8         | 18 | 1394 | 1477 | 4          | 10 | 6th-T  | 4-5  | 3-13 | 1-0     |
| 1952  | 17        | 11 | 1679 | 1593 | 9          | 3  | 2nd    | 8-1  | 9-5  | 0-5     |
| 1953  | 11        | 14 | 1606 | 1686 | 3          | 9  | 7th    | 6-5  | 4-9  | 1-0     |
| 1954  | 11        | 12 | 1436 | 1461 | 6          | 6  | 4th    | 5-3  | 5-7  | 1-2     |
| 1955  | 17        | 5  | 1594 | 1436 | 7          | 5  | 3rd    | 6-3  | 8-2  | 3-0     |
| 1956  | 18        | 9  | 2001 | 1828 | 12         | 6  | 3rd    | 9-4  | 9-5  | 0-0     |
| 1957  | 12        | 11 | 1453 | 1431 | 7          | 5  | 3rd    | 6-3  | 5-6  | 1-2     |
| 1958  | 18        | 7  | 1510 | 1351 | 10         | 2  | 2nd    | 9-1  | 8-6  | 1-0     |
| 1959  | 13        | 10 | 1476 | 1417 | 4          | 8  | 4th-T  | 9-3  | 3-7  | 1-0     |
| 1960  | 11        | 13 | 1531 | 1635 | 5          | 9  | 5th    | 7-6  | 4-7  | 0-0     |
| 1961' | 9         | 14 | 1512 | 1537 | 3          | 11 | 6th    | 5-6  | 2-8  | 2-0     |
| 1962  | 11        | 13 | 1582 | 1541 | 4          | 6  | 4th-T  | 4-5  | 7-5  | 0-3     |
| 1963  | 14        | 10 | 1781 | 1723 | 4          | 6  | 4th    | 7-2  | 3-6  | 4-2     |
| 1964  | 9         | 14 | 1764 | 1845 | 3          | 7  | 5th    | 3-4  | 3-6  | 3-4     |

|      |    |    |      |      |    |   |       |      |      |     |
|------|----|----|------|------|----|---|-------|------|------|-----|
| 1965 | 20 | 6  | 2108 | 1863 | 9  | 1 | 1st   | 12-3 | 6-2  | 2-1 |
| 1966 | 21 | 8  | 2260 | 2026 | 9  | 3 | 2nd   | 7-2  | 10-4 | 4-2 |
| 1967 | 27 | 4  | 2552 | 2107 | 8  | 1 | 1st   | 11-0 | 11-2 | 5-2 |
| 1968 | 22 | 8  | 2380 | 2046 | 10 | 2 | 1st   | 11-3 | 7-3  | 4-2 |
| 1969 | 24 | 9  | 2500 | 2206 | 8  | 4 | 1st   | 11-2 | 6-5  | 7-2 |
| 1970 | 31 | 2  | 2432 | 2141 | 12 | 0 | 1st   | 10-0 | 16-0 | 5-2 |
| 1971 | 24 | 9  | 2569 | 2243 | 11 | 3 | 1st-T | 12-1 | 8-5  | 4-3 |
| 1972 | 17 | 9  | 2121 | 1978 | 9  | 3 | 2nd-T | 10-1 | 5-6  | 2-2 |
| 1973 | 20 | 9  | 1842 | 1711 | 11 | 1 | 1st   | 12-1 | 6-7  | 2-1 |
| 1974 | 17 | 10 | 2095 | 2031 | 8  | 4 | 1st-T | 11-0 | 5-7  | 1-3 |
| 1975 | 23 | 6  | 2284 | 1944 | 10 | 2 | 1st   | 12-1 | 9-4  | 2-1 |
| 1976 | 23 | 7  | 2235 | 2019 | 9  | 3 | 2nd   | 8-3  | 12-3 | 3-1 |
| 1977 | 24 | 8  | 2325 | 2097 | 11 | 1 | 1st-T | 14-1 | 7-4  | 3-3 |
| 1978 | 21 | 8  | 2219 | 1966 | 9  | 3 | 1st-T | 15-0 | 6-7  | 0-1 |
| 1979 | 25 | 6  | 2399 | 2027 |    |   |       | 11-1 | 10-4 | 4-1 |
| 1980 | 27 | 6  | 2520 | 2169 | 6  | 2 | 1st-T | 12-2 | 12-3 | 3-1 |
| 1981 | 21 | 12 | 2280 | 2155 |    |   |       | 11-4 | 9-7  | 1-1 |
| 1982 | 22 | 7  | 2133 | 1909 |    |   |       | 12-0 | 6-6  | 4-1 |
| 1983 | 7  | 23 | 2395 | 2007 | 5  | 9 | 7th   | 4-9  | 2-12 | 1-2 |
| 1984 | 23 | 10 | 2446 | 2210 | 12 | 2 | 1st   | 9-2  | 11-6 | 3-2 |
| 1985 | 25 | 11 | 2736 | 2491 | 12 | 2 | 2nd   | 12-1 | 7-6  | 6-4 |
| 1986 | 27 | 6  | 2530 | 2319 | 12 | 2 | 1st   | 12-1 | 11-4 | 4-1 |
| 1987 | 32 | 9  | 3330 | 2861 | 13 | 3 | 1st   | 13-2 | 13-5 | 6-2 |
| 1988 | 23 | 11 | 2909 | 2467 | 14 | 4 | 2nd   | 13-1 | 8-10 | 2-0 |
| 1989 | 32 | 10 | 3378 | 2847 | 12 | 4 | 2nd   | 12-3 | 13-5 | 7-2 |
| 1990 | 31 | 5  | 2949 | 2429 | 16 | 2 | 1st   | 12-1 | 14-3 | 5-1 |
| 1991 | 14 | 14 | 2380 | 2313 |    |   |       | 8-1  | 5-10 | 1-3 |
| 1992 | 19 | 13 | 2566 | 2388 | 9  | 5 | 1st-T | 10-3 | 7-9  | 2-1 |
| 1993 | 29 | 7  | 2987 | 2571 | 10 | 2 | 1st   | 11-1 | 11-4 | 6-2 |
| 1994 | 12 | 17 | 2254 | 2293 | 6  | 6 | 4th-T | 6-3  | 4-11 | 2-3 |
| 1995 | 20 | 14 | 2490 | 2465 | 9  | 3 | 1st   | 10-2 | 5-8  | 5-4 |
| 1996 | 15 | 15 | 2330 | 2292 | 3  | 9 | 6th-T | 6-5  | 6-8  | 3-2 |
| 1997 | 18 | 13 | 2332 | 2288 | 9  | 1 | 1st   | 9-2  | 5-8  | 4-3 |

# All-Time vs. Opponents

|                              | Sparling |   |       | Nicholson |    |       | All-Time |    |       |
|------------------------------|----------|---|-------|-----------|----|-------|----------|----|-------|
|                              | W        | L | PCT   | W         | L  | PCT   | W        | L  | PCT   |
| <b>Pacific Northwest AC</b>  |          |   |       |           |    |       |          |    |       |
| Lewis-Clark State (1911-97)  | 3        | 4 | .429  | 25        | 7  | .781  | 41       | 19 | .683  |
| St. Martin's (1927-97)       | 6        | 0 | 1.000 | 57        | 12 | .826  | 124      | 22 | .849  |
| Simon Fraser (1969-97)       | 4        | 2 | .667  | 28        | 11 | .718  | 40       | 16 | .714  |
| Western Washington (1908-97) | 2        | 2 | .500  | 58        | 20 | .744  | 138      | 73 | .654  |
| <b>Northwest Conference</b>  |          |   |       |           |    |       |          |    |       |
| George Fox (1979-86)         | 0        | 0 | .000  | 4         | 0  | 1.000 | 4        | 0  | 1.000 |
| Lewis & Clark (1949-73)      | 0        | 0 | .000  | 2         | 0  | 1.000 | 14       | 4  | .778  |
| Linfield (1930-70)           | 0        | 0 | .000  | 3         | 1  | .750  | 8        | 2  | .800  |
| Pacific (1935-65)            | 0        | 0 | .000  | 1         | 0  | 1.000 | 6        | 1  | .857  |
| Pacific Lutheran (1928-96)   | 2        | 0 | 1.000 | 48        | 8  | .857  | 94       | 53 | .639  |
| Puget Sound (1922-96)        | 0        | 2 | .000  | 25        | 19 | .568  | 74       | 52 | .587  |
| Seattle (1926-97)            | 2        | 3 | .400  | 19        | 6  | .760  | 46       | 19 | .708  |
| Whitman (1928-96)            | 1        | 0 | 1.000 | 21        | 2  | .913  | 52       | 14 | .788  |
| Whitworth (1912-97)          | 0        | 2 | .000  | 42        | 10 | .808  | 71       | 44 | .617  |
| Willamette (1925-93)         | 0        | 0 | .000  | 2         | 1  | .667  | 7        | 8  | .467  |
| <b>Cascade Conference</b>    |          |   |       |           |    |       |          |    |       |
| Albertson's (1935-95)        | 0        | 0 | .000  | 3         | 1  | .750  | 5        | 4  | .556  |
| Eastern Oregon (1971-97)     | 3        | 0 | 1.000 | 15        | 1  | .938  | 20       | 1  | .952  |
| Northwest Nazarene (1939-96) | 1        | 0 | 1.000 | 2         | 2  | .500  | 7        | 3  | .700  |
| Oregon Tech (1971-95)        | 0        | 0 | .000  | 15        | 4  | .789  | 17       | 6  | .739  |
| Southern Oregon (1964-97)    | 1        | 0 | 1.000 | 14        | 2  | .875  | 18       | 4  | .818  |
| Western Baptist (1988-96)    | 1        | 0 | 1.000 | 2         | 0  | 1.000 | 3        | 0  | 1.000 |
| Western Oregon (1932-89)     | 0        | 0 | .000  | 20        | 0  | 1.000 | 22       | 2  | .917  |
| <b>Frontier Conference</b>   |          |   |       |           |    |       |          |    |       |
| Carroll (1972-94)            | 0        | 0 | .000  | 0         | 0  | .000  | 2        | 3  | .400  |
| Montana Tech (1991-92)       | 0        | 0 | .000  | 0         | 0  | .000  | 0        | 2  | .000  |
| Northern Montana (1995)      | 0        | 0 | 1.000 | 0         | 0  | .000  | 1        | 0  | 1.000 |
| Western Montana (1963-92)    | 0        | 0 | .000  | 3         | 0  | 1.000 | 5        | 2  | .714  |
| <b>Others</b>                |          |   |       |           |    |       |          |    |       |
| Alaska-Fairbanks (1956-92)   | 0        | 0 | .000  | 14        | 6  | .700  | 17       | 7  | .708  |
| Alaska Pacific (1990)        | 0        | 0 | .000  | 2         | 0  | .000  | 2        | 0  | .000  |
| Alaska Southeast (1987-90)   | 0        | 0 | .000  | 8         | 1  | .889  | 8        | 1  | .889  |
| Acom A&M (1968-74)           | 0        | 0 | .000  | 1         | 1  | .500  | 1        | 1  | .500  |
| Biola (1980-81)              | 0        | 0 | .000  | 1         | 1  | .500  | 1        | 1  | .500  |
| British Columbia (1932-97)   | 0        | 1 | .000  | 0         | 0  | .000  | 35       | 8  | .814  |
| BYU-Hawaii (1989-97)         | 1        | 1 | .500  | 0         | 1  | .000  | 2        | 3  | .400  |
| Cal Poly SLO (1984-85)       | 0        | 0 | .000  | 0         | 2  | .000  | 0        | 2  | .000  |
| Chapman (1962-88)            | 0        | 0 | .000  | 1         | 0  | 1.000 | 2        | 1  | .667  |
| Central Missouri (1950-94)   | 0        | 0 | .000  | 0         | 0  | .000  | 1        | 1  | .500  |
| Chico State (1966-92)        | 0        | 0 | .000  | 5         | 0  | 1.000 | 5        | 1  | .833  |
| Cumberland, KY (1982-97)     | 0        | 1 | .000  | 1         | 0  | 1.000 | 1        | 1  | .500  |
| Eastern New Mexico (1967-70) | 0        | 0 | .000  | 2         | 0  | 1.000 | 2        | 0  | 1.000 |
| Eastern Washington (1904-90) | 0        | 0 | .000  | 37        | 22 | .627  | 93       | 75 | .554  |
| Gonzaga (1931-97)            | 0        | 2 | .000  | 2         | 7  | .222  | 9        | 20 | .310  |
| Grace (1981-93)              | 0        | 0 | .000  | 1         | 0  | 1.000 | 1        | 1  | .500  |
| Grambling (1966-77)          | 0        | 0 | .000  | 0         | 2  | .000  | 0        | 2  | .000  |
| Hawaii-Hiko (1980-87)        | 0        | 0 | .000  | 2         | 0  | 1.000 | 4        | 1  | .800  |
| Hawaii Pacific (1985-97)     | 0        | 2 | .000  | 2         | 0  | 1.000 | 3        | 3  | .500  |
| Humboldt State (1958-97)     | 2        | 0 | 1.000 | 1         | 0  | 1.000 | 5        | 1  | .833  |
| Idaho (1928-93)              | 0        | 0 | .000  | 0         | 0  | .000  | 6        | 6  | .500  |
| Kentucky State (1970-71)     | 0        | 0 | .000  | 0         | 2  | .000  | 0        | 2  | .000  |
| Los Angeles State (1977-84)  | 0        | 0 | .000  | 2         | 0  | 1.000 | 2        | 0  | .000  |
| Macalaster (1969-74)         | 0        | 0 | .000  | 1         | 1  | .500  | 1        | 1  | .500  |

|                                |           |           |             |            |            |             |             |            |             |
|--------------------------------|-----------|-----------|-------------|------------|------------|-------------|-------------|------------|-------------|
| Marymount (1973-76)            | 0         | 0         | .000        | 0          | 2          | .000        | 0           | 2          | .000        |
| Midwestern State, TX (1979-93) | 0         | 0         | .000        | 0          | 1          | .000        | 0           | 2          | .000        |
| Montana (1933-95)              | 0         | 0         | .000        | 0          | 4          | .000        | 6           | 9          | .400        |
| Northwest College (1988-96)    | 2         | 0         | .000        | 4          | 0          | 1.000       | 6           | 0          | 1.000       |
| Pasadena (1965-71)             | 0         | 0         | .000        | 2          | 0          | 1.000       | 2           | 0          | 1.000       |
| Portland (1936-85)             | 0         | 0         | .000        | 1          | 6          | .143        | 12          | 12         | .500        |
| Portland State (1959-73)       | 0         | 0         | .000        | 9          | 6          | .600        | 12          | 10         | .545        |
| Sacramento State (1965-70)     | 0         | 0         | .000        | 4          | 1          | .800        | 4           | 1          | .800        |
| St. Mary's, Tex. (1989-95)     | 1         | 0         | 1.000       | 0          | 1          | .000        | 1           | 1          | .500        |
| Sheldon Jackson (1987-93)      | 0         | 0         | 1.000       | 8          | 0          | 1.000       | 12          | 0          | 1.000       |
| Seattle Pacific (1952-96)      | 1         | 2         | .333        | 32         | 17         | .653        | 49          | 31         | .613        |
| Sonoma State (1984-93)         | 0         | 0         | 1.000       | 1          | 0          | 1.000       | 2           | 0          | 1.000       |
| Spokane College (1922-29)      | 0         | 0         | .000        | 0          | 0          | .000        | 4           | 4          | .500        |
| St. Thomas Aquinas (1984-87)   | 0         | 0         | .000        | 1          | 1          | .500        | 1           | 1          | .000        |
| Victoria (1985-97)             | 0         | 1         | .000        | 2          | 2          | .500        | 2           | 4          | .333        |
| Warner Pacific (1983-89)       | 0         | 0         | .000        | 4          | 1          | .800        | 4           | 1          | .800        |
| Washington (1903-43)           | 0         | 0         | .000        | 0          | 0          | .000        | 2           | 14         | .125        |
| Washington State (1908-95)     | 0         | 0         | .000        | 0          | 0          | .000        | 4           | 21         | .160        |
| Whittier (1968-72)             | 0         | 0         | .000        | 1          | 3          | .250        | 1           | 3          | .250        |
| Weber State (1963-94)          | 0         | 0         | .000        | 0          | 0          | .000        | 0           | 2          | .000        |
| Wisconsin-Eau Claire (1980-90) | 0         | 0         | .000        | 0          | 3          | .000        | 0           | 3          | .000        |
| *One-year series               | 2         | 4         | .333        | 44         | 18         | .710        | 54          | 28         | .654        |
| JCs-Fresh                      |           |           |             |            |            |             | 55          | 28         | .663        |
| Non-college (1904-63)          |           |           |             |            |            |             | 116         | 63         | .648        |
| <b>Totals</b>                  | <b>35</b> | <b>29</b> | <b>.547</b> | <b>609</b> | <b>219</b> | <b>.735</b> | <b>1370</b> | <b>732</b> | <b>.652</b> |

\*Sparling - Azusa Pacific 1-0, Incarnate Word 1-0, Mankato State 0-1, Missouri-Rolla 0-1, Northeast Missouri 0-1, The Master's 0-1.

Gil Coleman W-L vs. opponents (1991-95) - Seattle 10-3, Western Washington 10-4, Puget Sound 9-4, Simon Fraser 8-3, St. Martin's 8-4, Whitworth 6-2, Whitman 5-2, Lewis-Clark State 5-6, Sheldon Jackson 4-0, Pacific Lutheran 3-2, Seattle Pacific 3-4, Eastern Oregon 2-0, Northwest Nazarene 2-1, Oregon Tech 2-2, Central Missouri 1-0, Northern Montana 1-0, Sonoma State 1-0, BYU-Hawaii 1-1, Hawaii Pacific 1-1, Western Montana 1-1, Albertson 1-3, Carroll 1-3, California Baptist 1-0, Central Arkansas 1-0, Colorado School of Mines 1-0, Malispina 1-0, College of Notre Dame 1-0, Life 0-1, Missouri Western 0-1, Southern Utah 0-1, Gonzaga 0-1, Grace 0-1, Idaho 0-1, Victoria 0-1, Washington State 0-1, Weber State 0-1, Willamette 0-1, Alaska-Fairbanks 0-1, Chico State 0-1, Midwestern State 0-1, Montana 0-1, Montana Tech 0-2. **Totals** 92-64.

\*One-year series: Alaska-Anchorage (1979) 0-1, Alaska Methodist (1966) 1-0, Albuquerque (1968) 1-0, Alderson-Broaddus (1990) 1-0, Atlantic Christian (1987) 1-0, Azusa Pacific (1997) 1-0, Birmingham Southern (1986) 1-0, Briar Cliff (1976) 1-0, Cal Baptist (1993) 1-0, UC-Davis (1985) 1-0, UC-Riverside (1987) 0-1, CS-Dominguez Hills (1989) 1-0, Cal Poly - Pomona (1982) 1-0, Carleton, Minn. (1989) 1-0, Carson-Newman, TN (1984) 1-0, Central Arkansas (1993) 1-0, Central State Ohio (1968) 0-1, Chamindade (1980) 1-0, Charleston, S.C. (1989) 1-0, Claremont-Mudd (1971) 1-0, Colorado School of Mines (1995) 1-0, Dakota Wesleyan (1979) 1-0, David Lipscomb, TN (1986) 0-1, Drake (1936) 0-1, East Central Oklahoma (1975) 1-0, Eastern Michigan (1971) 0-1, Eastern Montana (1965) 0-1, Elizabeth City (1969) 1-0, Findlay, OH (1986) 1-0, Fort Hays State (1985) 0-1, Georgetown, KY (1987) 1-0, Georgia College (1989) 1-0, Grand Valley (1977) 0-1, Guilford, N.C. (1967) 1-0, Hawaii (1948) 1-0, Hampton Institute (1982) 0-1, Henderson State (1969) 1-0, Howard Payne (1969) 1-0, Incarnate Word, TX (1997) 1-0, Jackson State (1970) 1-0, Keene State (1977) 1-0, LaVene (1974) 0-1, Life (1995) 0-1, Malispina (1992) 1-0, Mankato State (1997) 0-1, Marycrest (1985) 0-1, Maryland State (1969) 1-0, Minnesota-Duluth (1985) 1-0, Missouri Rolla (1996) 0-1, Montana State (1981) 0-1, Moorhead State, MN (1980) 1-0, Morris Harvey (1967) 1-0, Murray State (1950) 1-0, Missouri Western (1994) 0-1, Nebraska-Doane (1971) 1-0, Nebraska-Omaha (1972) 1-0, Newberry (1977) 1-0, New Haven (1969) 1-0, Northern State (1990) 1-0, Northeast Missouri (1996) 0-1, Notre Dame, College of (1995) 1-0, Occidental (1983) 0-1, Oklahoma Baptist (1967) 0-1, Oregon (1932) 0-2, Redlands (1980) 1-0, St. Benedict's (1970) 1-0, St. John's, MN (1978) 0-1, San Fernando (1972) 1-0, San Francisco State 1-0 (1971), Southern Utah (1994) 0-1, Southwest Missouri (1967) 0-1, Taylor, IN (1956) 1-0, The Master's (1995) 0-1, Trenton State (1967) 1-0, Trinity Western (1982) 1-0, Wartburg (1970) 1-0, Washburn (1987) 0-1, Westmont (1979) 1-0, West Virginia Wesleyan (1985) 1-0, Wheeling Jesuit (1989) 1-0, Winston-Salem, NC (1975) 0-1.

# AWARD WINNERS/ALL-STARS

## Most Valuable

|      |                  |      |                  |
|------|------------------|------|------------------|
| 1983 | Doug Harris      | 1954 | Gene Keller      |
| 1984 | Ken Bunton       | 1955 | Don Myers        |
| 1985 | Darrell Tanner   | 1956 | Don Myers        |
| 1986 | Ron vanderSchaaf | 1957 | Bill Coordes     |
| 1987 | Ron vanderSchaaf | 1958 | Bill Coordes     |
| 1988 | Carl Aaron       | 1959 | Bill Bieleh      |
| 1989 | Carl Aaron       | 1960 | Phil Fitterer    |
| 1990 | Jim Toole        | 1961 | Phil Fitterer    |
| 1991 | Terry Britt      | 1962 | Doug McLean      |
| 1992 | Larry Foster     | 1963 | Harold Riggan    |
| 1993 | Jason Pepper     | 1964 | Bob Moawad       |
| 1994 | Ryan Pepper      | 1965 | Jim Clifton      |
| 1995 | Ryan Pepper      | 1966 | Ed Smith         |
| 1996 | Jeff Foster      | 1967 | Dan Bass         |
| 1997 | Willie Thomas    | 1968 | Dave Benedict    |
|      |                  | 1969 | Theartis Wallace |
|      |                  | 1970 | Paul Adams       |

## Captains

|         |                 |      |                  |
|---------|-----------------|------|------------------|
| 1904    | Floyd Rader     | 1971 | Mitch Adams      |
| 1905    | F.T. Wilson     | 1972 | Rich Hanson      |
| 1906-10 | No record       | 1973 | Rich Hanson      |
| 1911    | Ben Rader       | 1974 | Bill Eldred      |
| 1912    | Chester         | 1975 | Ned Delmore      |
|         | Robinson        | 1976 | Dave McDow       |
|         | Will Tierney    | 1977 | Greg McDaniel    |
| 1913    | Claude Watkins  | 1978 | Las Wyatt        |
| 1915    | No captain      | 1979 | Tom Powers       |
| 1916    | Harry Ganders   | 1980 | Steve Page       |
| 1917    | James Campbell  | 1981 | Ray Orange       |
| 1918-21 | No team         | 1982 | Mike Barney      |
| 1922    | Jack Robinson   | 1983 | Scott Tri        |
| 1923    | Bill Charleston | 1984 | Ken Bunton       |
| 1924    | Don Matheny     | 1985 | Ken Bunton       |
| 1925    | John Heinrich   | 1986 | Roger Boesel     |
| 1926-27 | No record       | 1987 | Joe Harris       |
| 1928    | Kermit Rodgers  | 1988 | Joe Callero      |
| 1929    | No record       | 1989 | Joe Harris       |
| 1930    | Bob Bailey      | 1990 | Israel Dorsey    |
| 1931    | Bob Bailey      | 1991 | Dave Biwer       |
| 1932-34 | No record       | 1992 | Jim Toole        |
| 1935    | Ralph Sill      | 1993 | Jason Pepper     |
| 1936    | John Holl       | 1994 | Greg Sparling    |
| 1937    | Amie Faust      | 1995 | Jason Pepper     |
| 1938    | Don Sanders     | 1996 | Larry Foster     |
| 1939    | Don Sanders     | 1997 | Heath Dolven     |
| 1940    | Don Sanders     | 1998 | Don Sanders      |
| 1941    | Mickey Rogers   | 1999 | Don Sanders      |
| 1942    | Jack Hubbard    | 2000 | Don Sanders      |
| 1943    | Jack Hubbard    | 2001 | Mickey Rogers    |
| 1944-45 | No team         | 2002 | Jack Hubbard     |
| 1946    | Mickey Rogers   | 2003 | Jack Hubbard     |
| 1947    | Hank Silva      | 2004 | Mike Blankenship |
| 1948    | Jim Adamson     | 2005 | Willie Thomas    |
| 1949    | Dean Nicholson  | 2006 | Grady Fallon     |
| 1950    | Dean Nicholson  | 2007 | Tyce Nasinec     |
| 1951    | Bill Lee        | 2008 |                  |
| 1952    | Bill Lee        | 2009 |                  |
| 1953    | Darrell Meyer   | 2010 |                  |

## Inspirational

|         |            |
|---------|------------|
| 1930    | Bob Bailey |
| 1931    | Doug Haney |
| 1932-34 | No record  |
| 1935    | Jim Sesby  |

|         |                  |      |                |
|---------|------------------|------|----------------|
| 1936    | No record        | 1993 | Jason Pepper   |
| 1937    | Mel Bunstine     | 1994 | David Rockwood |
| 1938    | John Vanderbrink |      |                |
| 1939    | Don Sanders      |      |                |
| 1940    | Don Sorenson     |      |                |
| 1941    | Bob Miller       |      |                |
| 1942    | Ernie Lewis      |      |                |
| 1943    | Russ Wiseman     |      |                |
| 1944-45 | No team          |      |                |
| 1946    | Bob Miller       |      |                |
| 1947    | Hank Silva       |      |                |
| 1948    | Dean Nicholson   |      |                |
| 1949    | Jim Clifton      |      |                |
| 1950    | Harvey Wood      |      |                |
| 1951    | Harvey Wood      |      |                |
| 1952    | Al Wedekind      |      |                |
| 1953    | Ken Teller       |      |                |
| 1954    | Bud Logue        |      |                |
| 1955    | Jack Brantner    |      |                |
| 1956    | Jack Brantner    |      |                |
| 1957    | Glenn Wood       |      |                |
| 1958    | Joe Kominski     |      |                |

## Gil Coleman

### Inspirational

|      |               |
|------|---------------|
| 1995 | Josh Phillips |
| 1996 | Bryce Olson   |
| 1997 | Chris Mosley  |

## Hustle Award

|      |                  |
|------|------------------|
| 1961 | Craig Heimbigner |
| 1962 | Doug McLean      |
| 1963 | Ron Olney        |
| 1964 | Bob Werner       |
| 1965 | Bill Kelly       |
| 1966 | Dan Bass         |
| 1967 | Dave Benedict    |
| 1968 | Dave Allen       |
| 1969 | Dave Allen       |
| 1970 | Dave Allen       |
| 1971 | Robert Williams  |
| 1972 | Gary Randall     |
| 1973 | Bill Eldred      |
| 1974 | Steve Page       |
| 1975 | Steve Page       |
| 1976 | Greg McDaniel    |
| 1977 | Tom Powers       |
| 1978 | Carl Whitfield   |
| 1979 | Dennis Johnson   |
| 1980 | Tony Giles       |
| 1981 | Mike Barney      |
| 1982 | John Holtmann    |
| 1983 | John Holtmann    |
| 1984 | Roger Boesel     |
| 1985 | Andy Alfholter   |
| 1986 | Joe Callero      |
| 1987 | Tim Durden       |
| 1988 | Bryan Gerig      |
| 1989 | Bryan Gerig      |
| 1990 | Jason Pepper     |
| 1991 | Terry Britt      |
| 1992 | Jeff Albrecht    |
| 1993 | Ryan Pepper      |
| 1994 | Marc Callero     |
| 1995 | Marc Callero     |
| 1996 | Troy Steigman    |
| 1997 | Tyce Nasinec     |

## Ken Broche

### Coaches Award

|      |                  |
|------|------------------|
| 1992 | Shane McCullough |
| 1993 | Jeff Albrecht    |
| 1994 | Bryan Silver     |
| 1995 | Eric Harper      |
| 1996 | Tyce Nasinec     |
| 1997 | Paul Fraker      |
|      | Todd Nealey      |

## Index Award

|      |               |
|------|---------------|
| 1992 | Heath Dolven  |
| 1993 | Heath Dolven  |
| 1994 | Willie Thomas |
| 1995 | Lion Johnson  |
| 1996 | Troy Steigman |
| 1997 | Willie Thomas |

## All-American

### First Team

|      |              |
|------|--------------|
| 1967 | Mel Cox      |
| 1970 | Paul Adams   |
| 1973 | Rich Hanson  |
| 1993 | Jason Pepper |

### Second Team

|      |                  |
|------|------------------|
| 1968 | Dave Benedict    |
| 1969 | Theartis Wallace |
| 1972 | Rich Hanson      |
| 1980 | Ray Orange       |
| 1983 | Doug Harris      |
| 1987 | Ron vanderSchaaf |
| 1989 | Carl Aaron       |
| 1995 | Ryan Pepper      |
| 1997 | Willie Thomas    |

### Third Team

|      |             |
|------|-------------|
| 1970 | Dave Allen  |
| 1971 | Rich Hanson |
| 1990 | Jim Toole   |

### Honorable Mention

|      |                  |
|------|------------------|
| 1965 | Mel Cox          |
| 1985 | Jim Clifton      |
| 1966 | Mel Cox          |
| 1967 | Dave Benedict    |
| 1969 | Dave Allen       |
| 1971 | Mitch Adams      |
| 1975 | Les Wyatt        |
| 1976 | Dave Oliver      |
| 1977 | Les Wyatt        |
| 1977 | Dave Oliver      |
| 1978 | Carl Whitfield   |
| 1979 | Joe Holmes       |
| 1980 | Dennis Johnson   |
| 1985 | Darrell Tanner   |
| 1986 | Ron vanderSchaaf |
| 1993 | Otto Pijpker     |
| 1994 | Ryan Pepper      |
| 1996 | Jeff Foster      |

## All-District

|      |               |
|------|---------------|
| 1965 | Mel Cox       |
| 1965 | Jim Clifton   |
| 1967 | Mel Cox       |
| 1967 | Dave Benedict |
| 1968 | Dave Benedict |
| 1970 | Paul Adams    |
| 1970 | Dave Allen    |
| 1971 | Rich Hanson   |

|      |                  |
|------|------------------|
| 1971 | Mitch Adams      |
| 1972 | Rich Hanson      |
| 1973 | Rich Hanson      |
| 1975 | Steve Page       |
| 1975 | Les Wyatt        |
| 1976 | Greg McDaniel    |
| 1976 | Dave Oliver      |
| 1977 | Les Wyatt        |
| 1977 | Dave Oliver      |
| 1978 | Al Roberts       |
| 1978 | Carl Whitfield   |
| 1979 | Dennis Johnson   |
| 1979 | Joe Holmes       |
| 1979 | Ray Orange       |
| 1980 | Ray Orange       |
| 1980 | Dennis Johnson   |
| 1980 | Sam Miller       |
| 1981 | Steve Pudists    |
| 1981 | John Harper      |
| 1982 | John Harper      |
| 1982 | Steve Pudists    |
| 1982 | David Williams   |
| 1983 | Bob Kennedy      |
| 1983 | Danny Pike       |
| 1983 | Ken Bunton       |
| 1983 | Doug Harris      |
| 1984 | Ken Bunton       |
| 1984 | Danny Pike       |
| 1985 | Darrell Tanner   |
| 1986 | Joe Harris       |
| 1986 | Ron vanderSchaaf |
| 1987 | Ron vanderSchaaf |
| 1987 | Joe Harris       |
| 1987 | Rodnie Taylor    |
| 1988 | Carl Aaron       |
| 1989 | Carl Aaron       |
| 1989 | Dave Biwer       |
| 1990 | Jim Toole        |
| 1992 | Larry Foster     |
| 1993 | Jason Pepper     |
| 1993 | Otto Pijpker     |

## All-Region

|      |             |
|------|-------------|
| 1994 | Ryan Pepper |
|------|-------------|

## All-Conference

### Winco

|      |                 |
|------|-----------------|
| 1940 | Don Sanders     |
| 1941 | Don Sanders     |
| 1942 | Russ Wiseman    |
| 1942 | Clipper Carmody |
| 1943 | Russ Wiseman    |
| 1946 | Clipper Carmody |
| 1947 | Fred Peterson   |
| 1947 | Dean Nicholson  |
| 1948 | Dean Nicholson  |

### Evergreen

|      |                |
|------|----------------|
| 1949 | Dean Nicholson |
| 1950 | Dean Nicholson |

|      |                  |
|------|------------------|
| 1950 | Fred Peterspm    |
| 1952 | Ken Teller       |
| 1952 | Bill Loe         |
| 1954 | Don Heacox       |
| 1957 | Bill Coordes     |
| 1958 | Bill Coordes     |
| 1964 | Bob Werner       |
| 1965 | Mel Cox          |
| 1965 | Jim Clifton      |
| 1966 | Mel Cox          |
| 1967 | Mel Cox          |
| 1968 | Dave Benedict    |
| 1968 | Dave Allen       |
| 1969 | Theartis Wallace |
| 1969 | Mitch Adams      |
| 1970 | Mitch Adams      |
| 1970 | Paul Adams       |
| 1970 | Dave Allen       |
| 1971 | Rich Hanson      |
| 1972 | Rich Hanson      |
| 1973 | Rich Hanson      |
| 1974 | Tim Sandberg     |
| 1975 | Les Wyatt        |
| 1975 | Steve Page       |
| 1976 | Dave Oliver      |
| 1977 | Dave Oliver      |
| 1978 | Carl Whitfield   |

## WIBA

|      |                |
|------|----------------|
| 1980 | Ray Orange     |
| 1980 | Dennis Johnson |

## PNWAC

|      |               |
|------|---------------|
| 1995 | Ryan Pepper   |
| 1995 | Leon Johnson  |
| 1996 | Jeff Foster   |
| 1997 | Willie Thomas |
| 1997 | Todd Nealey   |

## All-Northwest

|      |                  |
|------|------------------|
| 1971 | Rich Hanson      |
| 1973 | Rich Hanson      |
| 1977 | Dave Oliver      |
| 1979 | Joe Holmes       |
| 1980 | Ray Orange       |
| 1980 | Dennis Johnson   |
| 1982 | David Williams   |
| 1983 | Doug Harris      |
| 1984 | Ken Bunton       |
| 1985 | Darrell Tanner   |
| 1986 | Ron vanderSchaaf |
| 1987 | Ron vanderSchaaf |
| 1987 | Rodnie Taylor    |
| 1988 | Carl Aaron       |
| 1989 | Carl Aaron       |
| 1990 | Jim Toole        |
| 1993 | Jason Pepper     |
| 1995 | Ryan Pepper      |
| 1997 | Willie Thomas    |

# UNIVERSITY PRESIDENT

## DR. IVORY NELSON (6th Year)

Dr. Ivory Nelson was appointed Central Washington University's 11th president in Jan., 1992.

Nelson, 62, a 32-year veteran of leadership at every level of higher education - research universities, four-year schools and two-year schools - headed the five-campus Alamo Community College District in San Antonio, Tex., for the previous six years before becoming CWU's president.

Nelson earned his Ph.D. in analytical chemistry at the University of Kansas. His undergraduate degree in secondary education and chemistry is from Grambling State.

He took the helm of the San Antonio community college district in 1986 and guided it through several severe state budget cutbacks.

Prior to 1986, Nelson worked 18 years as an administrative leader and chemistry professor in the Texas A&M university system. He served three years as executive assistant to the chancellor of that four-university system, as well as one year as acting president of Prairie View A&M.

Nelson also served as vice-president for research and special programs and as assistant dean of academic affairs at Prairie View.

During the 1960s he worked as a chemistry professor and chairman of the division of natural sciences at Southern University, Shreveport, La., and as a chemistry professor at Southern University, Baton Rouge, La.

Inducted into the Phi Beta Kappa honor society at the University of Kansas, Nelson won a Fulbright lectureship in chemistry to the Universidad Autonoma de Guadalajara in 1966. He received a DuPont teaching fellowship at the University of Kansas in 1962.

Author of numerous publications on analytical chemistry and on the role of university research, teaching and public service, he has been active in professional and community projects and organizations.

Nelson and his wife, Dr. Patricia Nelson, have four grown children.



### CWU THUMBNAIL FACTS

|                      |                         |
|----------------------|-------------------------|
| Location             | Ellensburg, Wash. 98926 |
| Founded              | 1891                    |
| Enrollment           | 8,436                   |
| President            | Dr. Ivory Nelson        |
| Faculty Athletic Rep | Dr. Clinton Duncan      |
| Colors               | Crimson and Black       |
| Nickname             | Wildcats                |
| Stadium              | Tomlinson (4000)        |
| Pavilion             | Nicholson (3600)        |

# 1997-98 WINTER SCHEDULES

### Women's Basketball

|         |                                     |
|---------|-------------------------------------|
| Nov. 8  | Alumni, 5 p.m.                      |
| Nov. 21 | at Montana State - Billings, 8 p.m. |
| Nov. 22 | West. Montana (at Billings), 6 p.m. |
| Nov. 25 | at Seattle Pacific                  |
| Nov. 26 | Puget Sound, 5 p.m.                 |
| Dec. 5  | Chico State (at Lewiston), 6 p.m.   |
| Dec. 6  | Cal State-LA (at Lewiston), 6 p.m.  |
| Dec. 13 | at Pacific Lutheran                 |
| Dec. 15 | at Western Baptist, 7:30 p.m.       |
| Dec. 16 | at Concordia, 6 p.m.                |
| Dec. 19 | at Chico State, 7:30 p.m.           |
| Dec. 20 | at Southern Oregon, 4 p.m.          |
| Dec. 22 | Montana State - Billings, 5 p.m.    |
| Jan. 3  | Sonoma State, 5:30 p.m.             |
| Jan. 5  | Seattle Pacific                     |
| Jan. 15 | Portland Saints                     |
| Jan. 23 | *at St. Martin's                    |
| Jan. 29 | *Western Washington                 |
| Jan. 31 | *Simon Fraser, 2 p.m.               |
| Feb. 5  | *Lewis-Clark State                  |
| Feb. 7  | *at Evergreen State, 7:30 p.m.      |
| Feb. 11 | *Evergreen State                    |
| Feb. 14 | *at Lewis-Clark State               |
| Feb. 19 | *at Western Washington              |
| Feb. 21 | *St. Martin's                       |
| Feb. 27 | *at Simon Fraser                    |
|         | *PNWAC game                         |

**PNWAC Playoffs:** Mar. 5, 8, 12. **NAIA Nationals:** Mar. 19-25 at Jackson, Tenn.

### Women's JV Basketball

|            |                                     |
|------------|-------------------------------------|
| Nov. 23    | Walla Walla College, 1 p.m.         |
| Dec. 2     | Spokane CC, 6 p.m.                  |
| Dec. 3     | at Big Bend, 5 p.m.                 |
| Dec. 7     | Wenatchee Valley, 5 p.m.            |
| Dec. 13    | at Spokane CC, 6 p.m.               |
| Dec. 15    | Walla Walla CC, 5 p.m.              |
| Dec. 16    | at South Puget Sound, 6 p.m.        |
| Jan. 5     | Tacoma CC, 4 p.m.                   |
| Jan. 10    | at Walla Walla College, 6 p.m.      |
| Jan. 22-24 | at Walla Walla College Invitational |
| Jan. 29    | at Walla Walla CC, 7 p.m.           |

### Wrestling

|            |                                  |
|------------|----------------------------------|
| Nov. 7     | Alumni, 7 p.m.                   |
| Nov. 15    | SFU Clansmen Invitational        |
| Nov. 21    | Simon Fraser, 7 p.m.             |
| Nov. 22    | CWU Wildcat Freestyle Open       |
| Dec. 4     | at NAIA National Duals (LV)      |
| Dec. 5-6   | at Las Vegas Invitational        |
| Dec. 30-31 | at Oregon Classic                |
| Jan. 2     | Pacific (at Elma), 7 p.m.        |
| Jan. 3     | at Pacific Lutheran Open         |
| Jan. 6     | MS - Northern & PLU, 7 p.m.      |
| Jan. 10    | at Clackamas Open, all day       |
| Jan. 16    | at Highline CC, 7 p.m.           |
| Jan. 23    | Southern Oregon, 7 p.m.          |
| Jan. 24    | Wash. State Collegiate, (at CWU) |
| Jan. 30    | at Yakima Valley, 7 p.m.         |
| Feb. 3     | North Idaho, 7 p.m.              |
| Feb. 4     | at Pacific Lutheran, 7 p.m.      |
| Feb. 7     | at WWU (club), noon              |
| Feb. 7     | at SFU (w/Douglas), 5 p.m.       |
| Feb. 21    | at PNW Regionals, Forest Grove   |

**NAIA Nationals:** Mar. 6-7 at Prim, Nev.

### Swimming

|            |                                   |
|------------|-----------------------------------|
| Oct. 25    | Alumni, 1 p.m.                    |
| Nov. 1     | at Seattle, 1 p.m.                |
| Nov. 8     | at Willamette, 1 p.m.             |
| Nov. 15    | Linfield/Lewis & Clark, 1 p.m.    |
| Nov. 22    | at Whitman, 1 p.m.                |
| Dec. 5-6   | CWU Invitational                  |
| Dec. 14    | at San Francisco State, noon      |
| Jan. 10    | at Pacific Lutheran, 1 p.m.       |
| Jan. 17    | at Evergreen State, 1 p.m.        |
| Jan. 17    | at Alaska-Anchorage (men), 1 p.m. |
| Jan. 24    | at Simon Fraser, 1 p.m.           |
| Jan. 31    | Whitworth, 1 p.m.                 |
| Feb. 6-8   | at Washington State Open          |
| Feb. 14    | Puget Sound, 1 p.m.               |
| Feb. 20-22 | CWU Open                          |

**NAIA Nationals:** Mar. 4-7 at Federal Way