

1-1-1994

# 1994-1995 Central Washington University Basketball Media Guide

Central Washington University Athletics

Follow this and additional works at: [http://digitalcommons.cwu.edu/cwu\\_athletics\\_media\\_guides](http://digitalcommons.cwu.edu/cwu_athletics_media_guides)

---

## Recommended Citation

Central Washington University Athletics, "1994-1995 Central Washington University Basketball Media Guide" (1994). *Media Guides and Press Books*. Book 89.

[http://digitalcommons.cwu.edu/cwu\\_athletics\\_media\\_guides/89](http://digitalcommons.cwu.edu/cwu_athletics_media_guides/89)

This Article is brought to you for free and open access by the CWU Athletics Collections at ScholarWorks@CWU. It has been accepted for inclusion in Media Guides and Press Books by an authorized administrator of ScholarWorks@CWU.

# 1994-95 CWU HOOP SCHEDULE

## NOVEMBER

		SITE	TIME
11-12	West One Tipoff	Nampa	5/7
16	Eastern Oregon	Ellensburg	7:00
19	Eastern Oregon	La Grande	7:30
25-26	SPU Vitamilk Classic	Seattle	5:30
30	Whitman	Ellensburg	7:00

## DECEMBER

2-3	Cell Tech Classic	Klamath Falls	6/8
10	Gonzaga	Spokane	7:30
12	Washington State	Pullman	7:05
17	Montana	Missoula	6:30
29-30	H&N Invitational	Klamath Falls	6/8

## JANUARY

7	Whitman	Walla Walla	7:30
12	Lewis-Clark State*	Lewiston	7:00
14	Simon Fraser*	Ellensburg	7:00
19	Puget Sound*	Tacoma	7:00
21	Western Washington*	Ellensburg	7:00
24	Seattle Pacific	Seattle	7:30
26	Seattle*	Seattle	7:00
28	BYU-Hawaii	Ellensburg	7:00

## FEBRUARY

2	St. Martin's*	Lacey	7:00
4	Seattle*	Ellensburg	7:00
9	Simon Fraser*	Burnaby, BC	7:00
11	Hawaii Pacific	Ellensburg	7:00
16	Lewis-Clark State*	Ellensburg	7:00
18	St. Martin's*	Ellensburg	7:00
23	Puget Sound*	Ellensburg	7:00
25	Western Washington*	Bellingham	7:00


**PNWAC Playoffs:** March 1, 4, 7

**NAIA Nationals:** March 14-20 (at Tulsa, Okla.)

\*Pacific Northwest Athletic Conference game



## Central Washington University 1994/1995 Basketball



Media Guide

# 1994-95 BASKETBALL ROSTERS

## Men's Varsity

No.	Name	Pos.	Ht.	Cl.	Exp	Hometown
10	Ryan Pepper	G	6-3	Sr.	3V	Selah
13	Marc Callero	G	5-10	Sr.	1V	Enumclaw (Highline CC)
20	C.J. Thompson	G	6-0	Fr.	HS	Snoqualmie (Tolt)
22	Jay Short	G	5-11	Sr.	TR	Chimacum (LCC - George Fox)
23	Grady Fallon	F	6-3	Fr.	HS	Toledo
24	Josh Phillips	F	6-3	Jr.	JV	Bellevue (Lake Washington)
25	Eric Harper	G	6-2	Sr.	JV	Roslyn (Cle Elum - Wenatchee Valley)
30	David Rockwood	G	6-2	Sr.	2V	Redmond (Chemeketa CC)
32	Jeff McDonald	F	6-4	Fr.	HS	Yakima (Eisenhower)
33	Leon Johnson	F	6-7	Jr.	JC	Seattle (Ingraham - Edmonds CC)
42	Sean Hendrickson	F	6-6	Jr.	JC	Tacoma (Mt. Tahoma - Tacoma CC)
44	Brant Borghorst	F	6-7	Jr.	TR	Seattle (Blanchet - HCC)

**Head Coach** - Gil Coleman (5th year).

**Assistants** - Greg Sparling, Jeff Albrecht.

## Women's Varsity

No.	Name	Pos.	Ht.	Cl.	Exp	Hometown
11	Tatum McCullough	G	5-5	Jr.	JC	Spokane (North Central - Spokane CC)
23	Crystal Davis	F	5-10	Jr.	JC	Longview (Lower Columbia)
25	Shannon Crocker	G	5-7	Jr.	JC	Goldendale (Yakima Valley)
31	Natalie Hutcheson	G	5-8	Fr.	HS	Issaquah (Liberty)
33	Jenn Billings	F	5-8	Jr.	JC	Tenino (Centralia CC)
35	Jennifer Mercy	F	6-0	Fr.	HS	Yakima (Eisenhower)
41	Molly Mickle	C	6-3	Fr.	HS	Yakima (Eisenhower)
43	Stephanie Bergstrom	F	5-10	So.	SQ	Tacoma (Washington)
51	Carey Talbot	F	6-0	Fr.	HS	Yakima (Eisenhower)
53	Valerie Winborne	F	5-6	Jr.	JC	Cle Elum
55	Amanda Johnson	F	6-0	Fr.	HS	Federal Way

**Head Coach** - Nancy Katzer (2nd year).

**Assistant** - Jeff Whitney

# CWU ATHLETIC STAFF

## ATHLETIC OFFICE 509-963-1914

### ADMINISTRATIVE STAFF

	OFFICE	HOME
Gary Frederick/Athletic Director .....	963-1904 .....	925-4027
John Gregor/P.E. Department Chairman .....	963-1911 .....	925-5222
Bonnie Petersen/Secretary .....	963-2021 .....	968-3328
Paula Romeo/Secretary .....	963-1681 .....	925-2752
Gary Smith/Athletic Trainer .....	963-1938 .....	925-3887
Bob Guptill/Sports Information Director .....	963-1485 .....	962-2575

### BASKETBALL

Gil Coleman/Men's Head Coach .....	963-1926 .....	925-6325
Nancy Katzer/Women's Head Coach .....	963-1934 .....	925-1431

### OTHER SPORTS

Jeff Zenisek/Football .....	963-1910 .....	925-1663
Greg Sambrano/Men's Soccer .....	698-7300 .....	697-8019
Larry Foster/Women's Soccer .....	963-1914 .....	962-5878
John Pearson/Volleyball .....	963-1051 .....	925-1747
Kevin Adkisson/Cross Country .....	963-1210 .....	962-1338
Lori Clark/Swimming .....	963-1920 .....	925-3816
Nick Dougherty/Wrestling .....	963-1914 .....	925-6173
Desi Storey/Baseball .....	963-3018 .....	968-4466
Gary Frederick/Women's Softball .....	963-1904 .....	925-4027
Charles Chandler/Track & Field .....	963-1946 .....	925-5491

**ADDITIONAL NUMBERS:** Pool - 963-1851. Football Meeting Room - 963-1946.  
**Training Room** - 963-3887. **Equipment Room** - 963-1942. **Fax (Athletics)** - 963-2390.  
**Fax (SID)** 963-2351.

Athletic department offices are in Nicholson Pavilion and the SID office is in 401 Barge Hall. **On The Cover:** CWU All-American Ryan Pepper.

### TABLE OF CONTENTS

Athletic Staff	1	1993-94 Statistics	21
CWU Coaching Staff	2-4	The Past	22-25
Trainer	5	The Record Book	26-35
Athletic Director	6	All-Time Scores	36-47
Player Profiles	7-11	Year-by-Year Records	48-49
Opponents	12-17	All-Time vs. Opponents	49-50
PNWAC Review	18-20	Award Winners/All-Stars	51-52

# CWU COACHING STAFF

## GIL COLEMAN

### Fifth year (74-51)

Gil Coleman, a 1981 Central Washington University graduate, has compiled a 74-51 record in four seasons as the Wildcats' head coach.

Coleman, who is the 12th coach in school history but only the third since 1929, led Central to a 29-7 record two years ago and was voted the NAIA District 1 Coach-of-the-Year for the second year in a row after guiding the Wildcats to the NAIA District 1 title.

Last season, CWU struggled to a 12-17 record and finished fourth in the Pacific Northwest region with a 6-6 conference mark.

Despite the losing season, the Wildcats had some outstanding wins, defeating nationally ranked Central Missouri in a tournament at Las Vegas and ending long home winning streaks for Hawaii Pacific and Seattle Pacific.

In Coleman's first two seasons, CWU posted 14-14 and 19-13 records. The 'Cats shared the NAIA District 1 regular-season title in the latter season.

Coleman was an assistant under the legendary Dean Nicholson in the 1989-90 season prior to taking over as head coach. Previously he had been a highly successful prep coach.


He was CWU's junior varsity coach in the 1980-81 season, guiding the JVs to an 8-14 record.

He then coached at Onalaska High School for three seasons, compiling a won-loss record of 60-12.

His 1983 team won the State Class B title and posted a perfect 28-0 record. That team

### Coleman's Coaching Record

Year	School	W	L	W	L	Finish
1979-80	CWU program assistant					
1980-81	CWU JVs	8	14			
1981-82	Onalaska	15	6	8	2	2nd (league)
1982-83	Onalaska	28	0	12	0	1st (state)
1983-84	Onalaska	17	6	9	3	1st-T (league)
1984-85	Juanita	11	9	10	6	4th (division)
1985-86	Juanita	18	6	14	3	1st (division)
1986-87	Juanita	13	10	12	4	1st (division)
1987-88	Juanita	22	8	11	5	5th (state)
1988-89	Juanita	19	10	13	3	1st (division)
1989-90	CWU assistant					
1990-91	CWU	14	14			
1991-92	CWU	19	13	10	5	1st-T
1992-93	CWU	29	7	10	2	1st
1993-94	CWU	12	17	6	6	4th-T
<b>Totals (4 years)</b>		<b>74</b>	<b>51</b>			



was led by Ron vanderSchaaf, who went on to earn All-American honors at CWU and then was drafted by the Los Angeles Lakers following the 1987 season.

For the next five seasons, Coleman guided Juanita High School to a 83-43 record. His 1988 team placed fifth in the State AAA tournament and his 1989 team also qualified for the event.

His overall record in eight years at the high school level was 143-55 (72.2) and he won six league titles.

Coleman, 38, graduated from Morton High School in 1974. At Morton, he earned letters in basketball and cross country. He was the team captain in basketball and helped Morton earn three trips to the Class State A tournament in Tacoma.

He ran the 800 and 1600 meters in track and also was the captain for the track team.

He then played basketball at Sheldon Jackson in 1978 when the school was a junior college and was voted the team captain.

The CWU coach earned a B.A. in education and social science from CWU in 1981. He was awarded an MS in athletic administration from CWU in 1991. He has also attended WSU.

He has two sons, G.E., 12, and Riley, 1. G.E., who is a seventh grader at Morgan Middle School, also aspires to be a coach and has sat on the bench with his father since he was four years old.

G.E., naturally, plays basketball. This fall he played wide receiver and cornerback for his Morgan Middle School team.

Misc: Born 6-10-56 at Morton. Wife's name is Lorie. . . Also served as CWU's cross country coach in 1989. His uncle, Gilbert Grieter, won 223 games at Morton, coaching them to 1962 Class B title.



## GREG SPARLING

### Assistant Coach (Fourth Year)

Greg Sparling, a two-time Most Inspirational award winner (1989-90 & 1990-91), will serve as a varsity assistant this winter for the third year in a row.

He is a 1993 graduate of CWU in art with a minor in art history.

Sparling served as CWU's interim head coach this past spring and summer while head coach Gil Coleman was undergoing a bone marrow transplant in Seattle. He was in charge of CWU's recruiting and also directed CWU's summer basketball camp.

The CWU assistant coached the Wildcats' junior varsity in 1991-92. He also has previously coached the eighth grade at Morgan Middle School in Ellensburg.

Sparling, CWU's co-captain in 1990-91, averaged 9.0 points and 5.7 rebounds in his senior season. He also blocked 26 shots and was one of the team's top three-point shooters, converting on 36 percent (18 of 50).

He averaged 2.2 points and 2.3 rebounds in his junior season.

Sparling played two seasons at Highline Community College after graduating from Juanita High School in Kirkland before transferring to Central.

At Juanita, where he played under Coleman, Sparling earned three letters in basketball and won second team all-league honors. He was the team captain and Most Improved





award winner in his senior season.

At Highline, he was a NWAACC all-star in his sophomore campaign and was twice the team captain. He was also the Inspirational award winner in his sophomore season.

**Misc:** Born 6-4-68 at Seattle. Has two brothers, one of whom (Don) played in Kansas City Royal baseball organization.

## JEFF ALBRECHT

### Assistant Coach (Second Year)

Jeff Albrecht, a three-year letterman, is beginning his second season as an assistant varsity coach.

Albrecht, who is pursuing a degree in community health, played three seasons for CWU prior to joining the coaching staff.

He started 16 games at point guard his senior season and ranked second on the team in assists with 121. He also averaged 5.1 points per game helping the Wildcats to a 29-7 record and the NAIA District 1 title. He was the team assist leader the previous two seasons.

The 1988 graduate of Juanita, where he played for CWU head coach Gil Coleman, ranks in the Top 10 in four different CWU career categories. He is fourth in assists with 312, sixth in turnovers with 177, seventh in steals with 110 and seventh in minutes played with 2119.

Prior to enrolling at CWU, he played one season at Eastern Washington, appearing in 18 games.

At Juanita, Albrecht earned four letters in basketball and four in track. In basketball, he averaged 16 points and nine assists per game, earning all-league honors. He was also the team captain.

**Misc:** Born 6-10-69 at Seattle. Has two sisters. Father (Karl) played basketball at Seattle Pacific and is the head basketball coach at Foster High School in Tukwila.



## ROOSEVELT SMITH

### Assistant Coach (Third Year)

Roosevelt Smith, who played at both Highline High School and Highline Community College, will serve as a CWU assistant coach this winter.

Smith, 29, graduated from CWU in 1992 with a degree in athletic community youth.

At Highline High School, Smith lettered in football and basketball. He won Most Inspirational awards, graduating in 1983.

He then played two seasons at Highline CC, winning another inspirational award. He then served as a student assistant at Highline.

He joined the CWU coaching staff in the 1991-92 season, assisting Greg Sparling with the junior varsity team. He was the JV head coach in 1992-93.

Last year, Smith coached the Morgan Middle School eighth grade boys and seventh grade girls. For the past six years, he has also coached AAU teams.

**Misc:** Born 12-12-64 in San Diego.




## TYLER GEVING

### Program Assistant (1st year)

Tyler Geving, a junior at CWU, will assist Central's coaches this winter handling various duties.

Tyler is a 1991 graduate of Highline High School where he was a three-year letter winner in basketball. A three-year all-star, he was the team captain during his junior and senior seasons. He then played two seasons at Highline Community College prior to enrolling at CWU.

**Misc:** Elementary education major. Has one brother and one sister. Born 6-22-73 at Seattle.



## GARY SMITH

### Athletic Trainer (27th year)

Gary Smith, 56, has been the athletic trainer at Central Washington since 1968. He is in his 27th season with the Wildcats.

Smith, a past president of the NAIA Athletic Trainers Association, is a member of the NAIA and Central Washington University Hall-of-Fames.

He was elected for meritorious service and was inducted in the NAIA Hall-of-Fame in March, 1985. He was only the second trainer so honored. Smith was inducted into CWU's Hall-of-Fame in 1991.

A member of the NAIA Medical Aspects committee, Smith has worked at national championship events in baseball, wrestling and track-and-field and at the Hula Bowl football game.

He was on the medical staff for the World University Games in Bulgaria in 1978 and for the Cup of Nations tournament in Bogoto in 1974. Smith also spent two weeks working at the Olympic Development Camp in Colorado Springs, Colo., in the summer of 1987. Smith was born July 27, 1938, at Charlevoix, Mich., and graduated from Charlevoix High School in 1956. After a stint in the military, he attended North Central Michigan College, earning an associate of science degree in 1962.

He then enrolled at Northern Michigan University and was granted a bachelor of science degree in 1964. He received his masters of science degree from Indiana University in 1965.



## CWU THUMBNAIL FACTS

Location	Ellensburg, Wash. 98926
Founded	1891
Enrollment	6000
President	Dr. Ivory Nelson
Faculty Athletic Rep	Dr. Clinton Duncan
Colors	Crimson and Black
Nickname	Wildcats
Stadium	Tomlinson (4000)
Pavilion	Nicholson (3600)



He played football and track in high school, earning all-conference honors in football. He also lettered in track at Northern Michigan.

Before accepting his position at CWU, he was head trainer for Punahou High School in Hawaii for three years.

Smith and his wife, Elizabeth, were married in 1961. They have two adult children - Julie Marie and Michael Allen.

## GARY FREDERICK

### Athletic Director (14th Year)

Gary Frederick, who has been Central Washington's athletic director since Sept., 1980, returns to Ellensburg this fall after spending the 1993-94 school year at the NAIA national office in Tulsa, Okla.

Frederick was on sabbatical last year and served the NAIA as its interim Director of Championship Events.

During Frederick's tenure at CWU, he helped develop the Wildcat athletic program into one of the top small-college programs in the country.

For 10 consecutive years between 1982-83 and 1991-92, CWU was ranked in the Top 8 in the NAIA Men's All-Sports competition. Central won the 1986-87 men's all-sports title. Last year the Wildcat men placed 18th and the women finished 43rd.

Frederick, 57, has a long affiliation with Central. After graduating from Raymond High School in 1955 where he was all-conference in football, basketball and baseball, he enrolled here.

He lettered in football three years (1956-58) and earned second team all-conference honors in 1957 and first team honors in 1958 at offensive center.

He graduated in 1959 with a bachelor of arts degree in education and later earned a masters in physical education from Central and a doctorate in secondary education from the University of Idaho in 1974.

Frederick coached basketball and baseball at Thorp High School (1959-60); football, basketball and track at Waitsburg High School (1960-63) and football and baseball at Central Kitsap (1963-67) before returning to Ellensburg in 1967.

From 1967 until 1983, he served as an assistant football coach and was head baseball coach from 1968 until 1978 when he resigned to take over the chairmanship of the physical education department.

He gave up the that job when he was named to succeed Adrian "Bink" Beamer as athletic director in the fall of 1980.

Frederick is CWU's winningest baseball coach. In 11 seasons his teams won 234 games and lost 147 and qualified for the NAIA College World Series in 1968 and 1970. Three times (1969, 1970 and 1971) he was named District 1 Coach-of-the-Year.

Frederick also served as CWU's women's basketball coach between 1983 and 1993. In 11 seasons, his teams won 164 games and lost 146 and twice (1986 and 1988) he was named District 1 Coach-of-the-Year. In the 1987-88 season, he led CWU to a 31-5 overall record and its first-ever District 1 title.

This spring Frederick will assume duties as CWU's women's softball coach replacing Nancy Katzer. Katzer is now the women's basketball coach.

**Misc:** Born 7-16-37 at Hoquiam. Wife's name is Bobbi. Has three adult sons, Brooke, Rick and Rob. Bobbi has two adult children, Anna, and David.




# CWU PLAYER PROFILES

## BRANT BORGHORST

### Forward, 6-7, 235, Jr., Seattle

**High School:** Graduated from Blanchet in 1990. Was Metro League MVP as a junior. Also lettered as a sophomore. **College:** Played freshman season at Sheldon Jackson. Averaged 4.1 points and 3.3 rebounds for Seals. Shot 58 percent from the floor and 89 percent from the foul line, missing just four of 36 attempts. Transferred to Highline CC for sophomore season. Also attended University of Alaska - Fairbanks. . . Is a good high post player who will help offensively with ability to pass. **Misc:** Born 3-9-72 at Seattle. Has one brother and one sister. Education major. Plans to be elementary school teacher,



## MARC CALLERO

### Guard, 5-10, 155, Sr., Enumclaw

**High School:** Graduated from Enumclaw in 1990. Lettered in basketball (3) and cross country (4). Played point guard in basketball earning Pierce County League MVP honors. **College:** Played two seasons at Highline CC. Averaged 13 points, five assists and 3.5 steals per game. Played for older brother Joey at Highline. . . Originally planned to redshirt last season but was activated in seventh game of season and played key backup role remainder of the year. Averaged 4.0 points and had 50 assists. Has improved strength and will be a better offensive player. Has always been a tough defender. **Misc:** Born 2-5-71 at Seattle. Health education major. Has nine brothers and six sisters. Two of his brothers, Joey and Tony, previously played for CWU. Joey, who played in 1984 and 1986, was team captain and Hustle award winner in the latter season and ranks 12th in career assists with 223. Tony played mostly for the JVs, but also played in 10 varsity games in 1990-91.




Year	G	FG	PCT	FT	PCT	Reb	Pts	Avg.	Ass.	St.	Blk
1993-94	23	31-83	37.3	7-11	63.6	30	91	4.0	50	26	0
Three-point FGs - 22-66, 33.3.											

## GRADY FALLON

### Forward, 6-3, 180, Fr., Toledo

**High School:** Graduated from Toledo in 1994. Lettered in basketball (3), football (3) and baseball (4). Played wing in basketball. Twice all-conference and twice Team MVP. League MVP and all-state. Team captain junior and senior season. Played quarterback in football. Coaches and Inspirational award winner. Played shortstop and pitcher in baseball. Team MVP and team batting champion. **College:** Is ex-



cellent three-point shooter. Just needs game experience to make jump from Class A high school level to collegiate level. **Misc:** Born 6-11-76 at Juneau, Alaska. Education major. Plans to be a teacher. High school activities included honor society and Spanish Club.

## ERIC HARPER

**Guard, 6-2, 170, Sr., Roslyn**

**High School:** Graduated from Cle Elum High School in 1990. Earned four letters in basketball and four in track and field. Team captain in basketball. Averaged 19 points and eight rebounds per game and set single-game scoring record with 42 points. Captain and Inspirational award winner in track. School record holder in high jump with leap of 6-5. Placed fourth in state meet in 300 hurdles and twice placed in high jump (fourth and fifth). **College:** Played two seasons at Wenatchee Valley College. Averaged eight points and four rebounds per game. Played mostly on the JVs last year at CWU. Appeared in three varsity games and was on varsity playoff roster. **Misc:** Born 10-24-71 at Ellensburg. Biology major. Plans to pursue a master's degree in exercise science. Has one sister. Had 3.5 GPA in high school and won the Pepsi Student-Athlete of the Year scholarship.



Year	G	FG	PCT	FT	PCT	Reb	Pts	Avg.	Ast.	St.	Blk
1993-94	3	0-1	0.0	2-4	50.0	2	2	0.7	1	0	1

**Three-point FGs - 0-0.**

## SEAN HENDRICKSON

**Forward, 6-6, 205, Jr., Tacoma**


**High School:** Graduated from Mt. Tahoma High School in 1992. Two-year letterwinner in basketball. Honorable mention all-league. Team captain and Most Improved award winner. **College:** Played two seasons at Tacoma CC. Honorable mention all-league freshman season. .Is a good post defender, but needs to improve rebounding. **Misc:** Born 1-18-74 at St. Cloud, Minn. Law and justice major. Plans career in law enforcement. Has one brother.



## LEON JOHNSON

**Forward, 6-7, 190, Jr., Seattle**

**High School:** Graduated from Ingraham High School in 1991. Lettered in football (1) and basketball (2). Played quarterback and wide receiver in football. Played center in basketball. Twice all-league. Team Captain, MVP and top rebounder in basketball. Averaged 18 points, eight rebounds, three assists and three blocks senior season. **College:** Played two seasons at Edmonds CC. Twice all-league. Inspirational award winner and Best Defender. Averaged 12 points, five rebounds and three blocks per game. .Is very athletic and a good shot




blocker. Has excellent court speed for a post player. Will bother a lot of shots and will block them. Will need to have a big season for 'Cats to be successful. **Misc:** Born 1-21-73 at Seattle. Has two brothers and one sister. Uncles (Michael Timmons and Calvin Anderson) played football and track at CWU and Yale, respectively. Has two-year-old son, Corday Ujean Johnson.

## JEFF MCDONALD

**Forward, 6-4, 180, Fr., Yakima**

**High School:** Graduated from Eisenhower High School in 1994. Lettered in basketball (2) and baseball (2). Was forward in basketball and pitcher in baseball. **College:** Can play small or power forward. Was one of big surprises in fall camp. Reminds coaches of former CWU standout forward Dave Biwer in that he gets his hands on everything. Needs to improve strength, but is going to be a standout four-year player for Wildcats. **Misc:** Born 11-7-75 at Grand Forks, N.D. Engineering major. Has two brother. Uncle (Scott) played baseball in Baltimore Oriole organization. Father (Richard) played baseball at Air Force Academy.



## RYAN PEPPER

**Guard, 6-3, 190, Sr., Selah**

**High School:** Graduated from Selah Bible Baptist in 1991. Played for Selah High School. Earned three letters in basketball. Second team all-state senior season after earning all-conference honors. **College Career:** Three-year letterman and two-year starter for Wildcats. Earned all-region and honorable mention All-American honors last season when he averaged 20.2 points per game. Only fourth player in school history to average 20 points per game in a single season. Ranks ninth in career scoring and needs 528 points this season to move past his brother Jason into second-place. Needs 765 points to become all-time leading scorer. Also ranks 10th in career field goals (458), fifth in free throw percentage (80.4), eighth in free throws made (274), second in steals (178) and third in minutes played (2563). Is the career leader in three-point field goals made (168) and attempted (459). .Averaged 8.0 points and had 57 assists and 52 steals freshman season. Ranked second on team in scoring to Jason sophomore year with 14.3 average. Scored 20 or more points on nine occasions, including 22 in 78-74 loss to Midwestern State (Tex.) at national tournament. Set school single-game record for three-point field goal percentage (100.0, 5-5) against Pacific Lutheran (11-20-92) and single-season record for three-point field goals made (73). Led team in scoring (20.2) and steals (67) last season. Had 20 or more points 15 times and bettered 30 point barrier four times, including career-high 36 in 93-78 win over Central Missouri. .Has gotten better every year in program and should have a great senior season. Works hard defensively as well as being a standout offensive player. **Misc:** Born 8-22-72 at Yakima. Law and justice major. Plans to be a detective. Active in Baptist Church. Has two brothers and two sisters. Sister Shana played two seasons of volleyball for CWU earning honorable



mention All-America honors senior season. Older brother Jason was a first team All-American for CWU two years ago. Younger brother Redd played on varsity last season. Cousin Anyisia is former standout volleyball player for CWU.


Year	G	FG	PCT	FT	PCT	Reb	Pts	Avg.	Ast.	St.	Blk
1991-92	32	90-194	46.4	45-61	73.8	64	256	8.0	57	52	2
1992-93	36	168-350	48.0	104-130	80.0	113	513	14.3	96	59	8
1993-94	29	199-444	44.8	125-150	83.3	114	587	20.2	57	67	4
Totals	97	458-988	46.3	274-341	80.4	291	1356	14.0	210	178	14

**Three-point FGs** - 1991-92, 31-96, 32.3; 1992-93, 73-177, 41.2; 1993-94, 64-186, 34.4. Totals 168-459, 36.6.

## JOSH PHILLIPS

**Forward, 6-3, 185, Jr., Bellevue**


**High School:** Graduated from Lake Washington in 1989. Did not participate in sports in high school. **College:** Has played two seasons on junior varsity for Wildcats. Is a hard-worker and will play backup role this season on varsity. **Misc:** Born 2-10-71 at Portland. Has one brother. Fitness and sports management major. Plans career as emergency medical technician. Is a U.S. Marine Corps veteran. Cousin Scott Holman played football and basketball at Oregon. Cousin John Stafford played basketball at Dartmouth.



## DAVID ROCKWOOD

**Guard, 6-2, 180, Sr., Redmond**

**High School:** Graduated from Redmond in 1989. Earned three letters in basketball. All-KingCo and second-team all-state. Team captain and inspirational award winner. Led Redmond to two state AAA titles. **College:** Attended WSU in 1989-90, but did not play. Played one season at Chemeketa CC in Oregon leading team to NWACC title. Played 1991-92 season at CWU. Ranked second on team in assists with 105. Averaged 3.6 assists and also had 34 steals. After taking 1992-93 season off, started 24 of 28 games last year and led team in assists with 122. Ranks 11th in career assists with 227. . . Has exceptional passing ability and is a tough defender. Has improved outside and free throw shooting and should be a strong team leader. **Misc:** Born 4-14-71 at Bellevue. Public relations major. Wants to be a basketball coach at the Division 1 level. Has one brother.



Year	G	FG	PCT	FT	PCT	Reb	Pts	Avg.	Ast.	St.	Blk
1991-92	27	40-117	34.2	7-21	33.3	71	98	3.6	105	34	9
1993-94	28	47-129	36.4	36-52	69.2	72	156	5.6	122	60	5
Totals	55	87-246	35.4	43-73	58.9	143	254	4.6	227	94	14

**Three-point FGs** - 1991-92, 11-48, 22.9; 1993-94, 26-77, 33.8. Totals, 37-125, 29.6.

## JAY SHORT

**Guard, 5-11, 175, Sr., Chimacum**

**High School:** Graduated from Chimacum in 1990. Lettered in basketball (4) and baseball (2). All-league guard junior and senior season in basketball. Averaged 22.5 points per game senior season. All-league honorable mention outfielder senior year in baseball. **College:** Played two seasons at Lower Columbia and one season at George Fox prior to transferring to CWU. Was Western Division all-star at LCC, averaging 12.5 points per game and shooting 46 percent from the three-point line. Played in 19 games at George Fox in 1992-93 and averaged 9.5 points and 2.6 rebounds. Shot 39.5 percent from the three-point line, making 34 of 86. . . In addition to outstanding three-point shooter, is also tough defensively and is a good passer. Seldom turns the ball over. **Misc:** Born 6-17-72 at Port Townsend. Physical education major. Plans career in coaching. Has one brother and one sister.



## C.J. THOMPSON

**Guard, 6-0, 165, Fr., Snoqualmie**

**High School:** Graduated from Tolt High School in 1992. Four-year letter winner in basketball. All-league and all-district tournament. **College:** Has not played previously at collegiate level. Is a good shooter, but will have to adjust from the Class A level to collegiate level. **Misc:** Born 1-6-73 at Seattle. Has one brother and one sister. Plans to major in recreation. Father (Robert) played football at CWU.



## Nicholson Pavilion Winning Streaks

No.	Dates (First Win - Last Win)	Loss To
31	Jan. 7, 1977 to Jan. 6, 1979	Puget Sound (Jan. 10)
26	Dec. 10, 1985 to Mar. 5, 1987	Alaska Southeast (Nov. 30)
25	Feb. 21, 1981 to Mar. 3, 1983	St. Martin's (Mar. 7)
22	Nov. 30, 1973 to Feb. 15, 1975	Eastern Washington (Feb. 22)
18	Feb. 12, 1966 to Jan. 6, 1968	Seattle Pacific (Jan. 16)
18	Feb. 10, 1969 to Jan. 16, 1971	Portland State (Jan. 18)
17	Feb. 8, 1972 to Mar. 3, 1973	Alaska-Fairbanks (Mar. 4)
17	Dec. 15, 1987 to Jan. 12, 1989	Lewis-Clark State (Jan. 14)
14	Jan. 20, 1990 to Feb. 2, 1991	Lewis-Clark State (Feb. 9)
13	Dec. 5, 1984 to Nov. 12, 1985	Whitman (Dec. 4)
13	Feb. 5, 1971 to Jan. 22, 1972	Western Washington (Feb. 4)



# PNWAC OPPONENTS

## LEWIS-CLARK STATE

Jan. 12 at Lewiston, Feb. 16 at Ellensburg

## WARRIOR INFORMATION

Location: Lewiston  
Enrollment: 3,200  
Arena: Warrior Gym (1,500)  
Series: CWU 37, LCSC 14  
SID: Gary Picone  
SID Phone: 208-799-2275

Fax Phone: 208-799-2801  
Lettermen: 6  
Starters: 2  
1994 Record: 18-12  
Conference: PNWAC  
Conference Record: 7-5, 2nd (T)

**COACHING STAFF:** Head Coach - George Pfeifer, Lewis-Clark State '79 (90-69, 5 years; Overall, 122-96, 7 years). Assistant - David Grossman.

**RETURNING STARTERS:** Jamie Hand (G, 5-10, Sr., 6.6 ppg, 3.6 apg); James Stoner (F, 6-7, Jr., 7.3 ppg, 5.5 rpg).

**OTHER RETURNING LETTERMEN:** Lonnie Pertee (G, 6-0, Sr., 14.7 ppg, 2.6 rpg); David Pouliot (F, 6-9, Jr., 4.0 ppg, 2.0 rpg); Charlie Walker (F, 6-6, So., 5.4 ppg, 4.0 rpg).

**TOP NEWCOMERS/KEY LOSSES:** Lee Area (G, 6-2, Sr., Boise, ID - Biola); Niek Meijerink (F, 6-7, Jr., Haaksbergen, Holland - NIJC); Jonas Gorauskas (F, 6-9, Jr., San Paulo, Brazil - NIJC); Mike Leslie (F, 6-8, Jr., Yakima - Wenatchee VC). Losses - Troy Schelb (F, 17.2 ppg, 6.7 rpg); Ron Waller (G, 10.6 ppg, 69 assists).

## 1994-95 Schedule

11-12	82	Eastern Oregon	93	A	1-7	at Montana
11-18	93	Northwest College	70	H	1-12	*Central Washington
11-19	84	Whitworth	81	H	1-14	*at Seattle
11-25	96	Western Montana	64	Helena	1-19	*St. Martin's
11-26	65	Carroll	60	A	1-21	*Simon Fraser
11-28	65	Weber State	74	A	1-26	BYU-Hawaii
11-29	42	Utah	74	A	1-28	*Western Washington
12-3	75	Eastern Oregon	72	H	2-2	*at Puget Sound
12-6	88	Whitman	57	H	2-4	*at St. Martin's
12-9	75	Western Baptist	83	Spokane	2-9	Hawaii Pacific
12-10	92	Okanagan	35	Spokane	2-11	*Puget Sound
12-16	68	Whitman	76	A	2-16	*at Central Washington
12-28		at Utah State			2-18	*Seattle
12-29		Chapman University (at Logan)			2-23	*at Western Washington
					2-25	*at Simon Fraser

## PUGET SOUND

Jan. 19 at Tacoma, Feb. 23 at Ellensburg

## LOGGER INFORMATION

Location: Tacoma  
Enrollment: 2,700  
Arena: Memorial Fieldhouse (4,500)  
Series: CWU 71, UPS 50  
SID: Robin Hamilton  
SID Phone: 206-756-3141

Fax Phone: 206-756-3634  
Lettermen: 6  
Starters: 3  
1994 Record: 19-11  
Conference: PNWAC  
Conference Record: 7-5, 2nd (T)

**COACHING STAFF:** Head Coach - Bob Niehl, Washington State '75 (85-63, 5 years). Assistants - Dave Bale, Steve Nemeth.

**RETURNING STARTERS:** Whitney Dixon (G, 6-2, Jr., 15.6 ppg, 5.4 rpg, 1.5 apg); Matt Droege (P, 6-7, Sr., 18.4 ppg, 6.7 rpg); Manny Martucci (G, 6-4, So., 8.6 ppg, 2.7 rpg).

**OTHER RETURNING LETTERMEN:** Marshall Bennett (W, 6-5, Sr., 6.1 ppg, 2.1 rpg); Brian Vukelich (P, 6-10, So., 6.3 ppg, 3.9 rpg); Eric Prowell (P, 6-8, Jr., 2.2 ppg, 1.0 rpg).

**TOP NEWCOMERS/KEY LOSSES:** Rick Wohlgemuth (P, 6-6, So., Alamogordo, NM); Jared Leuck (P, 6-6, Jr., Eugene, OR). Losses - Todd Doolittle (PG, 9.2 ppg, 169 assists); Casey Irgens (F, 10.6 ppg, 4.6 rpg).

## 1994-95 Schedule

11-11	83	Lewis & Clark	73	A	1-12	at BYU-Hawaii
11-19	82	Chico State	85	A	1-14	at Hawaii Pacific
11-22	89	Western Baptist	81	H	1-19	*Central Washington
11-29	84	George Fox	80	H	1-21	*Seattle
12-2	78	Pacific	69	A	1-26	*at St. Martin's
12-3	67	Western Oregon	80	Sal	1-28	*at Simon Fraser
12-7	57	Portland	74	A	2-2	*Lewis-Clark State
12-10	75	Seattle Pacific	86	A	2-4	*at Western Washington
12-16	91	Pacific	70	H	2-9	*at Seattle
12-17		UPS Holiday Classic			2-11	*at Lewis-Clark State
12-30		Seattle Pacific			2-16	*Western Washington
1-2		Willamette			2-18	*Simon Fraser
1-7		Eastern Oregon			2-23	*at Central Washington
1-11		at Chaminade			2-25	*St. Martin's

## ST. MARTIN'S

Feb. 2 at St. Martin's, Feb. 18 at Ellensburg

### SAINTS INFORMATION

Location: Lacey

Enrollment: 885

Arena: SMC Pavilion (4,300)

Series: CWU 116, SM 21

SID: Bob Grisham

SID Phone: 206-438-4372

Fax Phone: 206-438-4374

Lettermen: 4

Starters: 3

1994 Record: 7-21

Conference: PNWAC

Conference Record: 2-10, 7th

**COACHING STAFF:** **Head Coach** - Bob Grisham, College of Idaho '76 (124-131, 8 years). **Assistants** - Bob Fronk, Clint Bailey.

**RETURNING STARTERS:** Todd Abbott (F, 6-4, Sr., 11.5 ppg, 4 rpg); Jeff Malloy (G, 6-2, Jr., 7.5 ppg, 4 rpg); Chris Spivey (F, 6-4, Sr., 8 ppg, 7 rpg).

**OTHER RETURNING LETTERMEN:** Aaron Murphy-Varney (G, 6-3, So., 5 ppg, 1.5 rpg).

**TOP NEWCOMERS/KEY LOSSES:** Tracey Graham (F, 6-4, Jr., Sacramento, CA - American River); Tim Borchardt (F, 6-5, Jr., Lacey - South Puget Sound); Bill Sheed (G, 6-0, Jr., Philadelphia, PA - Treasure Valley); Shane Schutz (G, 6-0, Jr., Rainier - Centralia CC). Losses - Clint Bailey (F, 22 ppg).

#### 1994-95 Schedule

11-4	88	Trinity Western	71	H	1-14	*Western Washington
11-5	102	Malaspina	52	H	1-19	*at Lewis-Clark State
11-15	63	George Fox	90	A	1-21	Hawaii Pacific
11-19	61	Linfield	71	A	1-23	Masters College
11-22	59	Pacific Lutheran	83	A	1-26	*Puget Sound
12-3	83	Lewis & Clark	77	H	1-28	*at Seattle
12-6		at Northwest College, ppd			2-2	*Central Washington
12-8	62	Eastern Washington	76	A	2-4	*Lewis-Clark State
12-10	98	Linfield	71	H	2-9	*at Western Washington
12-17		Pacific Lutheran			2-11	*Seattle
12-30		at Western Oregon			2-16	BYU-Hawaii
1-5		Northwest College			2-18	*at Central Washington
1-7		at Hawaii Pacific			2-23	*Simon Fraser
1-9		at Chaminade			2-25	*at Puget Sound
1-12		*at Simon Fraser				

## SEATTLE

Jan. 26 at Seattle, Feb. 4 at Ellensburg

### CHIEFTAIN INFORMATION

Location: Seattle

Enrollment: 5,000

Arena: Connolly Center (1,000)

Series: CWU 41, Seattle 16

SID: Joe Sauvage

SID Phone: 206-296-5915

Fax Phone: 206-296-2154

Lettermen: 9

Starters: 4

1994 Record: 17-14

Conference: PNWAC

Conference Record: 6-6, 4th (T)

**COACHING STAFF:** **Head Coach** - Al Hairston, Washington '69 (37-55, 3 years). **Assistants** - Paul Gerry, Carl Ervin.

**RETURNING STARTERS:** Andre Lang (G, 6-1, Sr., 16.4 ppg, 3.2 rpg, 4.8 apg); Hugh Stephens (F, 6-6, Sr., 12.0 ppg, 9.6 rpg); Jared Robinson (C, 6-6, Sr., 12.1 ppg, 6.8 rpg); Mychal Brown (G, 6-1, Sr., 10.6 ppg, 2.8 rpg).

**OTHER RETURNING LETTERMEN:** Donyelle Frazier (G, 6-1, Sr., 5.0 ppg, 2.3 rpg); Jamahl Powell (G, 5-10, Jr., Seattle - Garfield, 3.5 ppg, 1.6 apg); Kenny Bush (G-F, 6-3, Jr., 6.7 ppg, 2.6 rpg); Steve Hill (F-C, 6-7, Sr., 2.4 ppg, 2.4 rpg); Josh McMillion (6-8, Jr., 6.0 ppg, 4.3 rpg).

**TOP NEWCOMERS/KEY LOSSES:** Dan Conover (G, 6-1, Jr., West Linn, OR - Clackamas); Mark Stottlemire (F, 6-6, Fr., Richland); Mark Lamprecht (C, 6-7, Fr., Anchorage, AK). Losses - Eton Pope (F, 10.4 ppg, 4.1 rpg).

#### 1994-95 Schedule

11-18	69	Western Oregon	72	Portl	1-19	*at Simon Fraser
11-19	100	Southern Oregon	79	Portl	1-21	*at Puget Sound
11-29	67	Pacific Lutheran	60	H	1-26	*Central Washington
12-2	81	Oregon Tech	107	A	1-28	*St. Martin's
12-3	59	Central Washington	64	KF	1-31	Seattle Pacific
12-10	76	Pacific Lutheran	92	A	2-2	*at Western Washington
12-17		at Linfield			2-4	*at Central Washington
12-19		at Oregon			2-9	*Puget Sound
12-21		at Texas-El Paso			2-11	*at St. Martin's
1-6		at Cal State Bakerfield			2-14	at Seattle Pacific
1-7		at Cal State Northridge			2-16	*Simon Fraser
1-12		*Western Washington			2-18	*at Lewis-Clark State
1-14		*Lewis-Clark State			2-23	at Hawaii Pacific
1-17		at Northwest College			2-25	at BYU Hawaii



## SIMON FRASER

Jan. 14 at Ellensburg, Feb. 9 at Burnaby

### CLANSMEN INFORMATION

Location: Burnaby, B.C.

Enrollment: 14,000

Arena: Chancellor Gym (2,800)

Series: CWU 33, SFU 14

SID: Jim Coleman

SID Phone: 604-291-4057

Fax Phone: 604-291-4922

Lettermen: 9

Starters: 3

1994 Record: 14-16

Conference: PNWAC

Conference Record: 3-9, 6th

**COACHING STAFF:** Head Coach - Jay Triano, Simon Fraser '81 (81-82, 5 years).

Assistants - David Smith, Virgil Hill.

**RETURNING STARTERS:** Dave Dyck (G, 6-3, Sr., 4.1 ppg, 2.1 apg); Jonas Arsjo (6-8, So., 6.7 ppg, 3.8 rpg); Steve Anderson (F, 6-5, Sr., 19.6 ppg, 7.7 rpg).

**OTHER RETURNING LETTERMEN:** Bret Anderson (G, 6-4, So., 1.6 ppg, 0.8 rpg); David Heel (G, 6-0, Jr., 0.9 ppg, 1.1 rpg); David Stromwell (F, 6-6, Jr., 8.1 ppg, 2.1 rpg); Sean O'Brien (F, 6-8, Jr., 8.9 ppg, 4.0 rpg); Brian Leonard (F, 6-8, So., 6.4 ppg, 4.4 rpg); Cam Aronetz (F, 6-9, Jr., 3.6 ppg, 3.5 rpg).

**TOPNEWCOMERS/KEY LOSSES:** Novell Thomas (G, 6-1, So., Richmond - Stevetson); Michael Chong (G, 5-10, So., New Westminster); Steve Dynie (G, 6-2, Fr., Ottawa, Ont. - Sir Robert Borden); Peter Guarasci (F, 6-9, Jr., Niagara Falls, Ont.). Losses - Russ Field (F, 12.0 ppg, 2.6 rpg); David Munro (G, 10.7 ppg, 5.9 apg).

### 1994-95 Schedule

10-27	96	Toronto	65	H	1-12	*St. Martin's
10-28	106	Trinity Western	77	H	1-14	*at Central Washington
11-1	77	British Columbia	79	A	1-19	*Seattle
11-3	98	Saskatchewan	83	Alb	1-21	*at Lewis-Clark State
11-4	88	McMaster	84	Alb	1-23	at Whitman
11-5	81	Alberta	83	A	1-26	*at Western Washington
11-12	88	Pacific	68	H	1-28	*Puget Sound
11-18	67	Utah State	97	A	1-30	Whitman
11-25	65	Montana	88	A	2-9	*Central Washington
11-26	90	Colorado State (2ot)	94	A	2-11	*Western Washington
11-30	79	Victoria (ot)	76	H	2-16	*at Seattle
12-1	88	Pacific Lutheran	69	H	2-18	*at Puget Sound
12-3	71	Pacific Lutheran	66	A	2-23	*at St. Martin's
12-29		at Hawaii-Hilo			2-25	*Lewis-Clark State
1-2		at Chaminade				

## WESTERN WASHINGTON

Jan. 21 at Ellensburg, Feb. 25 at Bellingham

### VIKING INFORMATION

Location: Bellingham

Enrollment: 10,200

Arena: Sam Carver Gym (3100)

Series: CWU 135, WWU 70

SID: Paul Madison

SID Phone: \*360-676-3108

\*Changes from 206 on Jan. 15

Fax Phone: \*360-676-3495

Lettermen: 7

Starters: 4

1994 Record: 24-7

Conference: PNWAC

Conference Record: 11-1, 1st

**COACHING STAFF:** Head Coach - Brad Jackson, WSU '75 (185-102, 9 years).

Assistants - Matt Swagerty, Brian Jones, Ed Briggs.

**RETURNING STARTERS:** Harold Doyal (F, 6-9, Sr., 14.2 ppg, 5.7 rpg); Ryan Gerrits (F, 6-7, Jr., 9.1 ppg, 6.4 rpg); Brett Lunden, C, 6-8, Sr., 10.7 ppg, 7.0 rpg).

**OTHER RETURNING LETTERMEN:** DeForest Phelps (F, 6-5, Sr., 8.3 ppg, 8.2 rpg); Paul Jacobson (C, 6-7, Jr., 3.6 ppg, 1.9 rpg); Dan DeBord (G, 6-6, So., 1.3 ppg, 0.9 rpg); David McNicol (G, 6-4, So., 1.4 ppg, 0.8 rpg).

**TOPNEWCOMERS/KEY LOSSES:** Derric Croft (G, 6-5, Sr., Lynden - San Diego State, 13.1 ppg, 6.5 rpg); Tim Caviezel (G, 6-7, Sr., Mt. Vernon - Long Beach State), Losses - Dwayne Kirkley (G, 20.4 ppg, 6.0 apg, Region MVP); Joel Duchesne (G, 13.0 ppg); Jeff Dick (G, 14.0 ppg, 4.7 apg, all-region).

### 1994-95 Schedule

11-25	57	Northwest Nazarene	72	A	1-14	*at St. Martin's
11-26	72	Albertson	90	A	1-17	Seattle Pacific
12-1	81	Victoria	66	H	1-19	Hawaii Pacific
12-3	101	Okanagon	41	H	1-21	*at Central Washington
12-10	75	Malaspina	64	MV	1-26	*Simon Fraser
12-16		Carroll (at Tacoma)			1-28	*at Lewis-Clark State
12-17		Puget Sound Holiday Classic			2-2	*Seattle
12-28		at Western Oregon			2-4	*Puget Sound
12-31		Calvin College (at Lynden)			2-9	*St. Martin's
1-2		at Seattle Pacific			2-11	*at Simon Fraser
1-6		CS- Dominguez Hills			2-16	*at Puget Sound
		(at Santa Barbara)			2-18	BYU-Hawaii
1-7		at Westmont College Invitational			2-23	*Lewis-Clark State
1-10		Northwest College			2-25	*Central Washington
1-12		*at Seattle				

# 1993-94 PNW REGION REVIEW

	Region			Overall			Scoring	
	W	L	PCT	W	L	PCT	PF	PA
Western Washington	11	1	.917	24	7	.774	91.6	79.7
Lewis-Clark State	7	5	.583	18	12	.600	77.3	75.1
Puget Sound	7	5	.583	19	11	.633	83.7	79.8
Seattle	6	6	.500	17	14	.548	76.7	77.1
Central Washington	6	6	.500	12	17	.414	78.2	79.4
Simon Fraser	3	9	.250	14	16	.467	77.7	79.1
St. Martin's	2	10	.167	7	21	.250	75.0	84.5

**Region Playoffs:** Mar. 2- Central Washington 65 at Seattle 71, Simon Fraser 67 at Puget Sound 76. Mar. 5 - Seattle 76 at Western Washington 84, Puget Sound 80 at Lewis-Clark State 86. Mar. 9 - Lewis-Clark State 71 at Western Washington 88. **NAIA Nationals:** Mar. 15 - Oklahoma Baptist 101, Western Washington 93 (ot).

## NAIA Pacific Northwest Region All-Stars

Name	Team	Ht.	Yr.	Pos.	Hometown
Dwayne Kirkley*	Western Washington	6-0	Sr.	G	Virginia Beach, Va.
Matt Droege*+	Puget Sound	6-7	Jr.	P	Cottage Grove, OR
Troy Schelb*+	Lewis-Clark State	6-7	Sr.	F	Portland, OR
<b>Ryan Pepper*</b>	<b>Central Washington</b>	<b>6-3</b>	<b>Jr.</b>	<b>G</b>	<b>Selah</b>
Steve Anderson*+	Simon Fraser	6-5	Jr.	F	Ottawa, ON
Andre Lang*	Seattle	6-1	Jr.	G	Seattle
Clint Bailey*	St. Martin's	6-6	Sr.	F	Jerome, ID
Jeff Dick*	Western Washington	6-2	Sr.	G	Redmond
Whitney Dixon	Puget Sound	6-2	So.	W	Tacoma
Harold Doyal	Western Washington	6-9	Jr.	F	Bellevue

\*Unanimous +Repeater

**Honorable Mention** - Bryan Silver, CWU.

**Player-of-the-Year** - Dwayne Kirkley, WWU **Coach-of-the-Year** - Brad Jackson, WWU

**NAIA All-Americans: Third Team** - Dwayne Kirkley, WWU. **Honorable Mention** - Steve Anderson, Simon Fraser; Clint Bailey, St. Martin's; Matt Droege, Puget Sound; Andre Lang, Seattle; **Ryan Pepper, Central Washington**; Troy Schelb, Lewis-Clark State.

**NAIA National Statistics:** FT PCT. - 16. Andre Lang, SU, 84.8. Assists - 12. Quinn Ferguson, SM, 7.4. Team FT PCT. - 9. LCSC 74.3, 11. Puget Sound 74.2.

## Pacific Northwest Region Statistical Leaders

**Individual:** Scoring - 1. Clint Bailey, SM, 21.8; 3. Ryan Pepper 20.2; 13. Bryan Silver 12.7; 14. Willie Thomas 12.5. Field Goal PCT. - 1. Steve Anderson, SFU, 58.7; 2. Willie Thomas, CWU, 58.0; 9. Bryan Silver 51.1; 11. Wade Venters 50.5. Three-point FG - 1. Manny Martucci, UPS, 45.9. Free Throw PCT. - 1. Andre Lang, SU, 84.8; 2. Ryan Pepper 83.3; 19. Bryan Silver 70.5. Rebounds - 1. Hugh Stephens, SU, 9.6; 9. Willie Thomas 6.4; 13. Wade Venters 5.6. Assists - 1. Quinn Ferguson, SM, 7.4; 7. David Rockwood 4.4. Steals - 1. Dwayne Kirkley, WWU, 3.2; 4. Ryan Pepper 2.3; 6. David Rockwood 2.1. Blocks - 1. Chris Spivey, SM, 1.7; 8. Willie Thomas 1.0.

**Team Offense:** Field Goal PCT. - 1. Western Washington & UPS 48.3; 5. Central 45.3. Three-point FGs - 1. Puget Sound 40.6; 6. Central 31.8. Free Throw PCT. - 1. Lewis-Clark State 74.3; 4. Central 67.9. Rebound PCT. - 1. Puget Sound .538, 5. Central .494. Scoring - 1. Western Washington 91.6; 4. Central 77.7. Scoring Margin - 1. Western Washington 11.9, 5. Central -1.4. Turnover Margin - 1. Western Washington -97, 4. Central Washington 7.

**Team Defense:** Field Goal PCT. - 1. Seattle 43.8; 5. Central 44.5. Three-point FGs - 1. Seattle 32.6; 3. Central 34.5. Free Throw PCT. - 1. Simon Fraser 64.9; 6. Central 69.2. Scoring - 1. Lewis-Clark State 75.1; 3. Central 79.1.

## Little All-Northwest

### First Team

Rafid Kiti	Oregon Tech	F	6-6	Sr.	San Diego
Dwayne Kirkley	Western Washington	G	6-0	Sr.	Virginia Beach, Va.
Derek Foster	Lewis & Clark	G	6-1	Sr.	Foster City, CA
Matt Droege	Puget Sound	P	6-7	Jr.	Cottage Grove, OR
Jason Kaiser	Alaska-Anchorage	G	6-5	Jr.	Anchorage

### Second Team

Ryan Pepper	Central Washington	G	6-3	Jr.	Selah
Dinari Foreman	Lewis & Clark	F	6-5	Jr.	Richmond, CA
Emiko Etete	Northwest Nazarene	F	6-5	Jr.	London, England
Carl Johnson	Seattle Pacific	C	6-6	Sr.	Mesa, AZ
Clint Bailey	St. Martin's	F	6-6	Sr.	Jerome, ID

### Third Team

Troy Schelb	Lewis-Clark State	F	6-7	Sr.	Portland
Scott Baker	Willamette	P	6-6	Sr.	Central Point, OR
Kade Wilson	Albertson	G	6-5	Jr.	Buhl, ID
Andre Lang	Seattle	G	6-1	Jr.	Seattle
Joel Holland	Linfield	C	6-7	Sr.	Milwaukie, OR

**Coach-of-the-Year** - Bob Gaillard, Lewis & Clark

**Team-of-the-Year** - Western Washington

## District/Region Standings (1983-94)

Current Members	W	L	PCT	Regular-Season			Playoffs			W-L
				GB	1st	2nd	3rd	No. Titles		
Central Washington	121	41	.747	—	6	3	0	11	7	23-10
Western Washington	114	61	.651	13.5	4	2	1	9	2	13-12
Puget Sound	38	30	.559	36	0	2	1	4	0	4-4
Seattle	87	84	.509	38.5	1	0	3	6	0	4-6
Lewis-Clark State	90	90	.500	40	0	1	2	9	1	6-9
St. Martin's	87	96	.475	44.5	3	0	0	4	1	7-4
Simon Fraser	82	94	.466	46	0	1	2	8	0	1-8

Previous Members	W	L	PCT	GB	1st	2nd	3rd	No. Titles	W-L	
Alaska Pacific	36	31	.538	37.5	0	0	0	1	0	0-1
Pacific Lutheran	73	66	.525	36.5	0	1	2	4	0	1-5
Whitworth	68	66	.507	39	1	1	1	4	1	4-3
Whitman	49	57	.462	44	0	1	0	2	0	2-3
Alaska Southeast	39	56	.411	48.5	0	1	0	1	0	0-1
Sheldon Jackson	13	104	.111	85.5	0	0	0	0	0	0-0
Northwest College	2	46	.041	62	0	0	0	0	0	0-0

Year	CWU	LCSC	UPS	STM	SU	SFU	WWU
1983	5-9	3-12		16-1*	8-6	6-8	6-8
1984	12-2*	7-7		4-10	8-4	1-12	6-7
1985	12-2	10-8		4-12	11-1*	4-11	8-7
1986	12-2*	11-4		6-12	8-7	6-10	7-8
1987	13-3*	5-11		6-10	8-8	11-5	11-5
1988	14-4	12-6		9-9	9-9	12-6	15-3*
1989	12-4	11-5		9-7	6-10	10-6	15-1*
1990	16-2*	7-11	13-5	7-11	6-12	10-8	15-3
1991		5-7	7-5	10-2*	7-5	5-7	5-7
1992	9-5*	8-6	3-11	9-5*	7-7	8-6	9-5*
1993	10-2*	4-8	8-4	5-7	3-9	6-6	6-6
1994	6-6	7-5	7-5	2-10	6-6	3-9	11-1*

Year	NWC	PLU	Whm	Whw	APU	ASE	SJC
1983		7-8	3-9	10-3			
1984		11-5	5-7	6-6			
1985		10-5	2-5	3-9		4-9	
1986		11-4	12-3	3-14		5-9	1-10
1987	1-13	5-9	9-5	7-9	7-8	11-5	0-16
1988	0-18	11-7		6-12	9-9	10-8	3-15
1989	1-15	6-10	10-6	10-6	8-8	8-8	3-13
1990		9-9	4-14	13-5	12-6	1-17	3-15
1991		3-9	4-8	10-2*			0-12
1992							2-12
1993							1-11

\*Regular-season champion. Prior to 1983 playoff participants were decided by Kraus Kount (1977-82) or by district executive committee. Regular-season champions won playoff except in the following years: 1985 - CWU; 1989 - CWU; 1991 - Whitworth (co-champion); 1992 - Lewis-Clark State.

## Final 1993-94 Basketball Statistics - 29 Games (12-17)

	G-GS	FG	PCT	3FG	PCT	FT	PCT	OR	Reb	Avg.	PF-D	Pts	Avg.	Ass	TO	Bk	St.	Min	Rating
Ryan Pepper	29-29	199-444	44.8	64-186	34.4	125-150	83.3	23	114	3.9	78-5	587	20.2	57	110	4	67	975	1.07
Bryan Silver	27-15	135-264	51.1	12-38	31.6	62-88	70.5	39	103	3.8	42-1	344	12.7	30	67	3	19	575	1.10
Willie Thomas	27-22	134-231	58.0	0-3	0.0	69-105	65.7	51	172	6.4	66-2	337	12.5	10	56	26	38	735	1.39
Wade Venters	28-28	103-204	50.5	0-1	0.0	28-73	38.4	61	158	5.6	97-7	234	8.4	27	91	10	23	743	0.82
David Rockwood	28-24	47-129	36.4	26-77	33.8	36-52	69.2	21	72	2.6	80-5	156	5.6	122	65	5	60	687	1.28
Chico King	22-8	38-90	42.2	4-17	23.5	27-39	69.2	8	43	2.0	36-2	107	4.9	43	47	0	13	405	0.93
Terry Evans	17-3	41-124	33.1	10-38	26.3	13-21	61.9	18	36	2.1	43-3	105	6.2	20	32	1	14	300	0.65
Marc Callero	23-6	31-83	37.3	22-66	33.3	7-11	63.6	9	30	1.3	42-1	91	4.0	50	25	0	26	434	1.13
Redd Pepper	26-2	24-56	42.9	1-5	20.0	32-46	69.6	17	55	2.1	40-1	81	3.1	9	25	5	10	237	0.88
Vince Haggard	17-0	26-52	50.0	0-0	0.0	12-22	54.5	26	60	3.5	37-1	64	3.8	6	16	3	5	165	0.90
Jeff Lewis	28-6	23-49	46.9	0-0	0.0	11-15	73.3	27	80	2.9	59-4	57	2.0	5	13	18	13	322	1.05
Barry Johnson	11-2	16-48	33.3	0-10	0.0	14-18	77.8	13	25	2.3	26-2	46	4.2	2	13	2	4	129	0.80
Jasen Thomas	6-1	13-33	39.4	8-21	38.1	4-8	50.0	2	12	2.0	19-1	38	6.3	15	17	0	10	148	0.86
Greg Locke	1-0	1-3	33.3	1-3	33.3	0-0	0.0	0	1	1.0	1-0	3	3.0	0	1	1	1	5	1.13
Eric Harper	3-0	0-1	0.0	0-0	0.0	2-4	50.0	0	2	0.7	1-0	2	0.7	1	1	1	0	9	1.25
Cory Wright	3-0	0-3	0.0	0-1	0.0	2-2	100.0	1	3	1.0	3-0	2	0.7	0	0	0	0	6	0.67
Totals	29-29	831-1814	45.8	148-466	31.8	444-654	67.9	375	1070	36.9	670-35	2254	77.7	397	583	79	303	5875	1.04
Opponents	29-29	781-1757	44.5	170-493	34.5	561-811	69.2	410	1096	37.8	525-15	2293	79.1	386	576	89	270	5875	1.11

Team Rebounds - CWU 104 (59-45), Opponents 98 (5-44). Dead balls - Central 104, Opponents 149. Technical Fouls - Central 8 (Thomas 3, Venters 3, Rockwood, Bench), Opponents 4. Team Turnovers - CWU 4, Opponents 4.

Won-Loss Records: Home - 6-3. Away - 4-11 Neutral - 2-3. Leading at Half - 7-5. Trailing at Half - 4-12. Tied at Half - 1-0. Overtime - 1-2. Pacific NW Region - 6-6 (4th-Tie)

## THE PAST



Leo and Dean Nicholson in 1965

### CWU Winningest Team in NAIA Tournament History

Central Washington University is the winningest team in the history of the NAIA national tournament with 41 victories.

CWU also holds the record for most appearances and consecutive appearances. The Wildcats have participated in 24 national tournaments, including nine in a row between 1974 and 1982.

In 83 seasons, CWU teams have won 1,317 games and lost 690, a winning percentage of .656. Even more remarkable is the fact a father-and-son coaching combination is responsible for nearly 90 percent of the wins.

Leo Nicholson coached 505 victories in 33 seasons winning nine conference titles before retiring in 1964. Son Dean won 609 games in 26 seasons. Dean, with 38 coaching victories at Kansas City, is the winningest coach in the history of the national tournament.

CWU won 14 Evergreen Conference titles and shared the WIBA championship in 1980 (its only year of existence) under the younger Nicholson's coaching.

The Nicholsons are the winningest father-son coaching combination in the history of collegiate basketball with 1,114 victories. The historic 1,000th win came on Dec. 12, 1986 when CWU defeated Northwest Nazarene 76-71 in a tournament at Whitworth College.

Dean joined his father in the exclusive 500 victory club on Jan. 6, 1987 when the Wildcats stopped Pacific Lutheran 70-53 at Nicholson Pavilion.

In district and regional playoff competition, the 'Cats have won 65 games and lost 22 and have won 24 titles, 22 during Dean Nicholson's 26-year tenure as head coach. CWU won 19 straight district playoff games between 1976 and 1982.

CWU's best finish at the national tournament came in 1970 when it placed second and

Nicholson was selected the NAIA National Coach-of-the-Year. The 'Cats also finished third in 1967, 1969, 1987 and 1989 and fourth in 1985.

CWU has reached the quarterfinals of the national tournament in five of its last six appearances, three times earning a berth in the Final Four.

First team All-American honors have been won by four CWU players - Mel Cox in 1967, Paul Adams in 1970, Rich Hanson in 1973 and Jason Pepper in 1993. Seventeen other players have either won second team, third team or honorable mention honors, including Jason's brother, Ryan, last year.

In 1987, Ron vanderSchaaf was named to the second team and was later selected in the seventh round of the NBA draft by the Los Angeles Lakers.

CWU has had three coaches or administrators inducted into the NAIA Basketball Hall-of-Fame. Leo Nicholson was honored in 1964. Perry Mitchell, a long-time CWU administrator and former university president, was selected for his general contributions to NAIA sports. Dean Nicholson was inducted to the hall in 1986. Dean was also named to the NAIA's 50th anniversary all-star team in 1987.

Two Wildcat players have been tapped for special national tournament honors. Dave Benedict won the Charles Stevenson Hustle Award in 1967 and Dave Allen won the same award in 1970. The CWU team won the coveted James A. Naismith - Emil S. Liston Sportsmanship award in the 1967 tournament and again in 1989.

### The Leo Nicholson Award

In 1971 a group of Ellensburg businessmen purchased a trophy to be presented each year to the top small-college basketball team in the Pacific Northwest.

The trophy is awarded to the school determined to be the outstanding team by a panel of sportswriters, broadcasters and sports information directors, who also select a Coach-of-the-Year.

The award honors the memory of the late Leo Nicholson, who won 505 games at Central from 1930 to 1964.

Central, under the direction of Leo's son Dean, has won the award nine times and the younger Nicholson was voted the Coach-of-the-Year three times.

Year	Nicholson Award	Coach-of-the-Year
1971	Puget Sound	Gene Luundgaard, Pacific Lutheran
1972	Western Washington	Jim Boutin, Willamette
1973	Puget Sound	Al Svenningsson, Alaska - Anchorage
1974	<b>Central Washington</b>	Dan Miles, Oregon Tech
1975	<b>Central Washington</b>	Jim Boutin, Willamette
1976	Puget Sound	Jerry Krause, Eastern Washington
1977	Puget Sound	<b>Dean Nicholson, Central Washington</b>
1978	Puget Sound	Terry Layton, Northwest Nazarene
1979	Puget Sound	Don Zech, Puget Sound
1980	<b>Central Washington</b>	Jim Boutin, Western Oregon
1981	Puget Sound	Jim Mastin, Whitman
1982	Western Oregon	Jim Larson, Whitworth
1983	<b>Central Washington</b>	Joe Meagher, St. Martin's
1984	Puget Sound	Marty Holly, College of Idaho
1985	<b>Central Washington</b>	Marty Holly, College of Idaho

1986	Central Washington	Jim Mastin, Whitman
1987	Central Washington	Dean Nicholson, Central Washington
		Dan Miles, Oregon Tech
1988	Alaska - Anchorage	Brad Jackson, Western Washington
1989	Central Washington	George Roderick, Alaska - Fairbanks
1990	Central Washington	Dean Nicholson, Central Washington
1991	College of Idaho	Warren Friedrichs, Whitworth
1992	Seattle Pacific	Ed Weidenbach, Northwest Nazarene
1993	Willamette	Gordie James, Willamette
1994	Western Washington	Bob Gaillard, Lewis & Clark

## DEAN NICHOLSON: 609 Wins

Dean Nicholson, who coached 26 years at Central Washington University and 14 at Puyallup High School, is one of the winningest coaches in the history of collegiate basketball.

Nicholson resigned after the 1990 season and completed his fabulous career with the Yakima SunKings in the CBA. In his final season with the 'Cats, he became only the 17th coach in the entire history of intercollegiate basketball to win 600 games.

He also qualified his team for the NAIA national tournament in Kansas City for a record 22nd time and he became the winningest coach in the history of the national tournament with 38 victories.

Nicholson also was inducted into the Washington State Basketball Coaches Association Hall-of-Fame that summer. He previously had been inducted into the CWU and NAIA Hall-of-Fame. He was a charter member of the CWU Hall-of-Fame.

Only twice in 26 years at CWU did he fail to win at least 20 games. Six times he guided teams into the NAIA Final Four, placing second in 1970, third in 1967, 1969, 1987 and 1989 and fourth in 1985.

His 1970 squad won 31 games, including a school-record 25 straight, and he was voted NAIA Coach-of-the-Year. In 1987, the 'Cats posted a school-record 32 wins and Dean was selected Northwest Small-College Coach-of-the-Year for the second time in his career. His 1989 team equaled that school record with 32 victories. He also won the Northwest Coach-of-the-Year award following the 1990 season.

On seven different occasions he was voted NAIA District 1 Coach-of-the-Year. In 1987, he was voted as one of the five coaches on the NAIA's 50th anniversary all-time team.

Nicholson received numerous other honors during his illustrious coaching career. In 1970 he coached at the USA - Pan American Developmental Camp. He was the NAIA representative to the U.S. Olympic Basketball Committee and coached at the Olympic camp and trials in 1971 and 1972.

He was the head coach for AAU teams which toured South America in 1972 and 1973 and for the NAIA All-Star team in the Cup of Nations tournament in Colombia in 1974.

He was an assistant coach for the West team in the 1982 National Sports Festival in Indianapolis, Ind., and served as a member of the NABC's Hall-of-Fame committee. A charter member of the CWU Hall-of-Fame, he was inducted into the NAIA Hall-of-Fame in 1986, joining his father in that institution.



Nicholson and his father Leo are the winningest father-son coaching combination in the history of collegiate basketball with 1,114 victories. Leo won 505 games from the fall of 1929 before retiring in 1964.

Nicholson also enjoyed a great playing career at CWU. He earned all-conference honors four straight seasons in basketball, leading the Wildcats to a conference title in 1947 and their first NAIA national tournament berth in 1950.

He scored 1377 points which still ranks seventh on the school's all-time list. In 1950, he made 83 percent of his free throws, the eighth best single-season mark in school history.

Nicholson also lettered in tennis and baseball. He led the Evergreen Conference in hitting in 1950. Off the field, he was elected president of the student body.

After earning a bachelor of arts degree in 1950, he taught mathematics and served as the head basketball coach at Puyallup High School for 14 years, winning five Puget Sound titles and compiling a record of 192-113.

In the fall of 1964 he returned to Ellensburg after being named to succeed his father as head basketball coach. In addition to coaching basketball, he was the school's baseball coach in 1967 and tennis coach in 1965 and 1966 and from 1968 until 1978.

Nicholson earned his masters degree from CWU in 1957. He also attended the University of Washington, Oregon State University, Seattle Pacific University and Western Washington University. In 1983 he was honored with CWU's Distinguished Teacher award.

Nicholson was born June 28, 1926 in Seattle. He graduated from Ellensburg High School in 1944 where he earned all-state honors in basketball and was a Yakima Valley tennis champion.

He and his wife, Charlene, were married June 18, 1948. They have two grown sons, Joel and Gary.

## CWU ALL-TIME BASKETBALL COACHES

Coach	Conference			Overall			YR
	W	L	PCT	W	L	PCT	
Edwin Saunders (1904-05, 08-09)				19	8	.704	4
A. K. Smith (1906)				1	1	.500	1
Frank T. Wilson (1907)				2	2	.500	1
J.B. Potter (1910-11)				17	6	.739	2
James Dallas (1912-13)				11	13	.458	2
L.D. Sparks (1914-17)				12	19	.387	4
B.A. Leonard (1922-25)			.125	18	41	.305	4
Harold Quigley (1926)	0	4	.000	6	13	.316	1
Roy Sandburg (1927-29)	8	4	.667	38	30	.559	3
Leo Nicholson (1930-64)	208	147	.586	505	281	.642	33
Dean Nicholson (1965-90)	152	35	.813	609	219	.735	26
Gil Coleman (1991-)				74	51	.592	4



# THE RECORD BOOK

## Individual Game

Field Goals - 17, Phil Adams (Pacific Lutheran, 1-13-70)  
Field Goal Attempts - 40, Fred Peterson (Western Washington, 3-1-47)  
Field Goal Attempts, modern - 32, Tom Wallenborn (Whitworth, 1-14-61)  
Field Goal PCT., min. 5 - 100.0, Ray Orange, 10-10 (Western Washington, 3-1-80)  
Field Goal PCT., min. 12 - 92.3, Doug Harris, 12-13 (Seattle Pacific, 1-29-83); Ron vanderSchaaf, 12-13 (Alaska Southeast, 12-3-86)  
Consecutive Field Goals made - 15, Terry Britt (1-16-90 to 1-24-90)  
Three-point Field Goals - 8, Jason Eckert (Alaska Southeast, 1-20-90)  
Three-point Field Goal Attempts - 14, Jason Eckert (Alaska Southeast, 1-20-90)  
Three-point FG PCT., min. 5 - 100.0, Heath Dolven, 5-5 (Whitman, 11-21-92), Ryan Pepper, 5-5 (Pacific Lutheran, 11-20-92)  
Free Throws - 19, Swede Livingston (British Columbia, 1-4-60)  
Free Throw Attempts - 22, Mel Cox (Pacific Lutheran, 1-25-64)  
Free Throw PCT., min. 10 - 100.0, Willie Minor, 14-14 (St. Martin's, 12-10-59)  
Consecutive Free Throws made - 24, Dennis Johnson (12-6-79 to 1-31-79)  
Rebounds - 26, Ron Olney (Eastern Washington, 2-21-63)  
Assists - 15, Reese Radliff (Western Washington, 2-4-83)  
Steals - 9, Larry Foster (Southern Oregon, 12-20-91)  
Blocked shots - 8, Van Beard (Western Oregon, 12-16-88, & Northwest College, 2-20-89)  
Turnovers - 10, David Williams (St. Martin's, 1-9-82); Rodnie Taylor (Lewis-Clark State, 12-10-85)  
Points - 43, Mel Cox (Pacific Lutheran, 1-25-64)  
Minutes - 52, Joe Harris (Whitman, 1-11-86)

## Individual Single Season

Field Goals - 301, Carl Aaron (1989)  
Field Goal Attempts - 641, Carl Aaron (1989)  
Field Goal PCT., min. 150 - 70.0, Doug Harris, 226-323 (1983)  
Three-point Field Goals - 73, Ryan Pepper (1993)  
Three-point Field Goal Attempts - 189, Shane McCullough (1992)  
Three-point FG PCT., min. 50 - 44.9, Tim Brown, 53-118 (1987)  
Free Throws - 181, Jason Pepper (1993)  
Free Throw Attempts - 251, Jason Pepper (1993)  
Free Throw PCT., min. 50 - 89.2, Larry Foster, 99-111 (1992)  
Rebounds - 359, Dave Biwer (1989)  
Rebound Avg. - 14.8, Bill Coordes, 251 (1959)  
Assists - 242, Joe Harris (1987)  
Steals - 114, Jason Pepper (1993)  
Blocked shots - 113, Van Beard (1989)  
Turnovers - 126, Jason Pepper (1992)  
Fouls - 124, Dave Biwer (1989)  
Disqualifications - 11, Stan Puhich (1968)  
Points - 761, Carl Aaron (1989)

Scoring Average - 22.1, Mel Cox 419 (1965)  
Games - 42, Art Haskins, Dave Biwer, Van Beard, Alphonso Goldwire (1989)  
Minutes - 1228, Joe Harris (1987)

## Individual Career

Field Goals - 769, Mel Cox (1964-67)  
Field Goal Attempts - 1416, Jason Pepper (1990-93)  
Field Goal PCT., min. 325 - 60.3, Ray Orange, 343-569 (1979-80)  
Free Throws - 582, Mel Cox (1964-67)  
Free Throw Attempts - 821, Mel Cox (1964-67)  
Free Throw PCT., min. 125 - 84.5, Larry Foster, 153-181 (1991-92)  
Three-point Field Goals - 168, Ryan Pepper (1992-94)  
Three-point Field Goal Attempts - 459, Ryan Pepper (1992-94)  
Three-point Field Goal PCT., min. 125 - 39.6, Tim Brown, 68-172 (1987-88)  
Rebounds - 1017, Mel Cox (1964-67)  
Rebound Avg. - 13.2, Bill Coordes, 805 (1957-59)  
Assists - 404, Joe Harris (1986-87)  
Steals - 343, Jason Pepper (1990-93)  
Blocked Shots - 128, Otto Pijpker (1990-93)  
Turnovers - 414, Jason Pepper (1990-93)  
Fouls - 401, Ron vanderSchaaf (1984-87)  
Disqualifications - 20, Les Wyatt (1974-77)  
Points - 2120, Mel Cox (1964-67)  
Scoring Avg. - 21.2, Mel Cox, 2120 (1964-67)  
Games - 140, Ron vanderSchaaf (1984-87)  
Minutes - 3,686, Jason Pepper (1990-93)

## Team Offense Single Game

Field Goals - 62, Northwest College (1-26-88)  
Field Goal Attempts - 113, St. Martin's (2-14-47)  
Field Goal Attempts, modern - 104, Northwest (1-26-88)  
Field Goal PCT. - 70.7, Whitman, 41-58 (2-15-83)  
Three-point Field Goals - 14, Sheldon Jackson (2-14-87); Seattle (1-3-91)  
Three-point Field Goal Attempts - 35, Lewis-Clark State (2-26-92)  
Three-point Field Goal PCT., min. 10 - 80.0, Western Baptist (12-29-89)  
Free Throws - 43, Western Washington (2-2-91)  
Free Throw Attempts - 59, Alaska-Fairbanks (12-17-55)  
Free Throw PCT., min. 10 - 100.0, Whitworth, 10-10 (1-17-89); 96.0, East Central Oklahoma, 24-25 (3-11-75)  
Offensive Rebounds - 29, Alaska Southeast (12-9-88); Pacific Lutheran (12-15-90)  
Rebounds - 74, Eastern Washington (2-21-63); Humboldt State (12-28-66)  
Assists - 40, Lewis-Clark State (3-1-79)  
Turnovers - 34, Pacific Lutheran (12-4-76)  
Fewest Turnovers - 2, Western Washington (2-15-75)  
Steals - 27, Sheldon Jackson (1-10-89)  
Blocked Shots - 13, Northwest (2-20-89)  
Fouls - 38, Southern Oregon (2-25-78)



Disqualifications - 6, Southern Oregon (2-25-78), Eastern Washington (1-22-38)  
Points - 139, Lewis-Clark State (3-1-79)

### Team Defense Single Game\*

Field Goals - 5, Gonzaga (3-6-50). Modern - 10, Simon Fraser (2-6-76), Eastern Washington (1-24-58), Humboldt State (12-19-57), British Columbia (1-17-58)  
Field goals (with shot clock) - 13, Northern State (3-13-90)  
Field Goal Attempts - 25, Simon Fraser (2-6-76)  
Field Goal Attempts (with shot clock) - 40, Puget Sound (2-4-92)  
Three-point Field Goals\* - 20, Western Baptist (12-29-89)  
Three-point Field Goal Attempts\* - 41, Western Baptist (12-29-89)  
Three-point Field Goal PCT., min. 10 - 9.1, St. Martin's, 1-11 (1-21-89)  
Free Throws - 1, Oregon Tech (1-15-77), Western Washington (3-4-78)  
Free Throw Attempts - 2, Oregon Tech (1-15-77), Western Washington (3-4-78)  
Free Throw PCT., min. 10 - 18.2, Pacific Lutheran, 2-11 (12-3-83)  
Rebounds - 18, Eastern Washington (1-12-80)  
Turnovers\* - 38, Cal State - Los Angeles (12-1-83); Sheldon Jackson (1-21-92)  
Fouls\* - 37, Eastern Washington (1-8-66)  
Points, modern - 27, Humboldt State (12-19-57)  
Points (with shot clock) - 43, Northwest (2-20-89)  
Most Points\* - 117, BYU-Hawaii (1994)

\*Record fewest except where indicated with asterik

### Team Offense Single Season

Field Goals - 1323 (1989)  
Field Goal Attempts - 2801 (1989)  
Field Goal PCT. - 53.9, 977-1812 (1983)  
Three-point Field Goals - 218 (1992)  
Three-point Field Goal Attempts - 674 (1992)  
Three-point Field Goal PCT. - 38.4, 174-453 (1987)  
Free Throws - 730 (1993)  
Free Throw Attempts - 1085 (1993)  
Free Throw PCT. - 72.7, 540-743 (1965)  
Rebounds - 1765 (1989)  
Rebound Avg. - 53.0 (1963)  
Rebound Margin - 12.8 (1963)  
Assists - 789 (1987)  
Turnovers - 652 (1989)  
Fewest Turnovers - 348 (1975)  
Fouls - 865 (1987)  
Disqualifications - 35 (1991 & 1994)  
Points - 3378 (1989)  
Scoring Avg. - 85.6 (1988)  
Scoring Margin - 14.4 (1990)

### Team Defense Single Season\*

Field Goal PCT. - 31.0, 482-1555 (1955)  
Three-point Field Goal PCT. - 33.4, 158-473 (1989)  
Free Throw PCT. - 61.9, 348-562 (1958)  
Rebounds - 837 (1958)  
Points - 1351 (1958)  
Scoring Avg. - 54.0 (1958)  
Scoring Avg. (with shot clock) - 67.4 (1990)  
\*Record fewest

### Team Miscellaneous

Consecutive wins - 25 (Jan. 3 to Mar. 13, 1970)  
Consecutive wins, beginning of season - 13 (Nov. 13-Dec. 29, 1992)  
Consecutive losses - 18 (Feb. 9, 1927 to Jan. 13, 1928)  
Consecutive losses, beginning of season - 7 (1928 & 1994)  
Largest victory margin - 76, CWU 120, Northwest 44 (1-26-89)  
Largest loss margin - 47, Seattle 90, CWU 43 (12-2-52)  
Most wins - 32 (1987, 1989)  
Most losses - 18 (1951)  
Best Winning PCT. - 1.000, 7-0 (1908)  
Best Winning PCT., modern - .939, 31-2 (1970)  
Most Points, half - 79, Lewis-Clark State (3-1-79)  
Most Points, both teams - 230, CWU 139, LCSC 91 (3-1-79)

### All-Time Double Digit Winning Streaks

No.	Dates (First Win - Last Win)
25	Jan. 3, 1970 - Mar. 3, 1970
24	Jan. 7, 1932 - Jan. 3, 1933 (20 in 1931-32, 4 in 1932-33)
23	Dec. 28, 1929 - Dec. 16, 1930 (20 in 1929-30, 3 in 1930-31)
20	Jan. 16, 1990 - Mar. 15, 1990
14	Jan. 28, 1993 - Mar. 16, 1993
14	Dec. 11, 1982 - Feb. 4, 1983 (CWU later forfeited 12 of wins)
13	Nov. 13-Dec. 29, 1992 (start of season)
12	Dec. 27, 1974 - Feb. 7, 1975
11	Dec. 11, 1946 - Feb. 7, 1947
11	Jan. 9, 1965 - Feb. 12, 1965
10	Jan. 4, 1939 - Feb. 9, 1939
10	Jan. 22, 1943 - Feb. 13, 1943
10	Jan. 5, 1952 - Feb. 8, 1952
10	Nov. 29, 1954 - Jan. 6, 1955 (start of season)
10	Jan. 13, 1967 - Feb. 4, 1967
10	Feb. 10, 1967 - Mar. 16, 1967
10	Jan. 17, 1980 - Feb. 9, 1980
10	Feb. 11, 1984 - Mar. 14, 1984
10	Jan. 17, 1987 - Feb. 6, 1987

## SEASON LEADERS

### Scoring

1. Carl Aaron (1989)	761
2. Ron vanderSchaaf (1987)	695
3. Jason Pepper (1993)	675
4. Mel Cox (1967)	666
5. Carl Aaron (1988)	649
6. Mel Cox (1966)	610
7. Rich Hanson (1973)	590
8. <b>Ryan Pepper (1994)</b>	<b>587</b>
9. Ron vanderSchaaf (1986)	540
10. Carl Whitfield (1978)	536

### Scoring Average

1. Mel Cox (1965)	419	22.1
2. Carl Aaron (1988)	649	21.6
3. Mel Cox (1967)	666	21.5
4. Mel Cox (1966)	610	21.0
5. Rich Hanson (1973)	590	20.3
6. <b>Ryan Pepper (1994)</b>	<b>587</b>	<b>20.2</b>
7. Mel Cox (1964)	425	20.2
8. Carl Aaron (1989)	761	20.0
9. Carl Whitfield (1978)	536	19.1
10. Bill Chatman (1972)	493	18.9

### Field Goals

1. Carl Aaron (1989)	301
2. Ron vanderSchaaf (1987)	266
3. Mel Cox (1967)	263
4. Carl Aaron (1988)	254
5. Carl Whitfield (1978)	242
6. Jaosn Pepper (1993)	239
7. Paul Adams (1970)	238
8. Joe Holmes (1979)	236
9. Rich Hanson (1973)	229
10. Doug Harris (1983)	226

### Field Goal Attempts

1. Carl Aaron (1989)	641
2. Carl Whitfield (1978)	551
3. Paul Adams (1970)	529
4. Fred Peterson (1950)	512
5. Bill Chatman (1972)	500
6. Carl Aaron (1988)	493
7. Ron vanderSchaaf (1987)	475

8. Joe Holmes (1979)	466
9. Jason Pepper (1993)	464
10. Rich Hanson (1973)	455

### FG PCT. (min. 100 att.)

1. Doug Harris (1983)	226-323	70.0
2. Ray Orange (1980)	217-344	63.1
3. Scott Tri (1982)	114-185	61.6
4. Mel Cox (1967)	263-434	60.6
5. Dennis Johnson (1979)	140-232	60.3
6. Dennis Johnson (1980)	179-302	59.3
7. Israel Dorsey (1988)	97-165	58.8
8. Dave Benedict (1967)	134-228	58.8
9. Terry Britt (1990)	85-145	58.6
10. Mel Cox (1965)	147-252	58.3

### Free Throws

1. Jason Pepper (1993)	181
2. Mel Cox (1966)	166
3. Ron vanderSchaaf (1987)	162
4. Mitch Adams (1970)	160
5. Carl Aaron (1989)	158
6. Jack Brantner (1956)	157
7. Mel Cox (1964)	151
8. Carl Aaron (1988)	141
9. Mel Cox (1967)	140
10. Chuck Hepworth (1966)	137

### Free Throw Attempts

1. Jason Pepper (1993)	251
2. Jack Brantner (1956)	245
3. Mitch Adams (1970)	236
4. Mel Cox (1966)	235
5. Ron vanderSchaaf (1987)	229
6. Mel Cox (1964)	213
7. Carl Aaron (1989)	209
8. Mel Cox (1967)	200
9. Bruce Sanderson (1969)	197
10. Chuck Hepworth (1966)	193

### FT PCT. (min. 50 attempts)

1. Larry Foster (1992)	99-111	89.2
2. Scott Kenney (1990)	87-103	84.5
3. Ed Smith (1965)	80-95	84.2

4. Ed Smith (1966)	85-101	84.2
5. Tim Sandberg (1974)	90-107	84.1
6. Ned Delmore (1974)	45-54	83.3
Harold Riggan (1963)	60-72	83.3
<b>Ryan Pepper (1994)</b>	<b>125-150</b>	<b>83.3</b>
9. Dean Nicholson (1950)	93-112	83.0
10. Heath Dolven (1992)	73-88	83.0

### Rebounds

1. Dave Biwer (1989)	359
2. Mitch Adams (1970)	323
3. Bill Coordes (1957)	322
4. Ron vanderSchaaf (1987)	320
5. Bruce Sanderson (1969)	302
6. Paul Adams (1970)	294
7. Mel Cox (1966)	292
8. Rich Hanson (1971)	275
9. Mel Cox (1967)	273
10. Dave Oliver (1976)	272

### Rebound Average

1. Bill Coordes (1959)	251	14.8
2. Bill Coordes (1957)	322	14.6
3. Mel Cox (1964)	266	12.7
4. Ron Olney (1963)	255	10.6
5. Bill Coordes (1958)	232	10.5
6. Mel Cox (1966)	292	10.1
7. Bruce Sanderson (1969)	302	10.1
8. Rich Hanson (1972)	260	10.0
Joe Kominski (1957)	180	10.0
10. Norm Erken (1960)	235	9.8

### Assists

1. Joe Harris (1987)	242
2. Jim Toole (1990)	222
3. Reese Radliff (1984)	166
4. Joe Harris (1986)	162
5. Chad Boyer (1993)	159
6. Reese Radliff (1983)	152
7. Joe Callero (1986)	147
8. Bryan Gerig (1988)	141
9. Sam Miller (1979)	140
10. Dave Olzendam (1977)	139

### Steals

1. Jason Pepper (1993)	114
2. Joe Orange (1980)	102

3. Jason Pepper (1992)	95
4. Jason Pepper (1991)	80
5. Jim Toole (1990)	79
6. Danny Pike (1984)	70
Joe Callero (1986)	70
8. Terry Britt (1990)	67
<b>Ryan Pepper (1994)</b>	<b>67</b>
10. David Williams (1982)	66

### Turnovers

1. Jason Pepper (1992)	126
2. David Williams (1982)	112
Jason Pepper (1993)	112
4. <b>Ryan Pepper (1994)</b>	<b>110</b>
5. Jason Pepper (1991)	109
6. Darrell Tanner (1985)	98
7. Alphonso Roberts (1977)	95
Rodnie Taylor (1986)	95
9. Joe Harris (1987)	94
10. Carl Aaron (1989)	93

### Blocked Shots

1. Van Beard (1989)	113
2. Rodnie Taylor (1987)	49
3. Ron vanderSchaaf (1987)	44
4. Kenny Thompson (1988)	40
5. Dave Biwer (1989)	39
6. Rodnie Taylor (1986)	38
David Jones (1990)	38
8. John Harper (1982)	37
Dale Daniels (1982)	37
10. Otto Pijpker (1990)	36

### Minutes Played

1. Joe Harris (1987)	1228
2. Dave Biwer (1989)	1151
3. Carl Aaron (1989)	1114
4. Jason Pepper (1993)	1087
5. Joe Harris (1986)	1055
6. Ron vanderSchaaf (1987)	1053
7. Jim Toole (1990)	1046
8. Heath Dolven (1993)	1029
9. Ken Bunton (1984)	978
10. <b>Ryan Pepper (1994)</b>	<b>975</b>

## CAREER LEADERS

### Scoring

1. Mel Cox (1964-67)	2120
2. Jason Pepper (1990-93)	1883
3. Ron vanderSchaaf (1984-87)	1693
4. Rich Hanson (1971-73)	1506
5. Carl Aaron (1988-89)	1410
6. Dave Allen (1967-70)	1393
7. Dean Nicholson (1947-50)	1377
8. Les Wyatt (1974-77)	1368
9. <b>Ryan Pepper (1992-94)</b>	1356
10. Bill Coordes (1956-59)	1320
11. Jim Clifton (1962-65)	1160
12. Rodnie Taylor (1985-87)	1158
13. Steve Page (1974-75, 79)	1009
14. Mitch Adams (1969-71)	1007
15. Fred Peterson (1947-50)	1006
16. Dave Oliver (1976-77)	976
17. Eric Schooler (1969-72)	971
18. Ken Bunton (1983-84)	911
19. Paul Adams (1969-70)	906
20. Chuck Long (1947-50)	895

### Scoring (min. 40 games)

1. Mel Cox (1964-67)	2120	21.2
2. Carl Aaron (1988-89)	1410	20.7
3. Rich Hanson (1971-73)	1506	17.1
4. Joe Holmes (1979-80)	693	15.8
5. Dave Oliver (1976-77)	976	15.7
6. Larry Foster (1991-92)	687	15.6
7. Bill Coordes (1956-59)	1320	15.5
8. Ken Bunton (1983-84)	911	15.4
9. Jack Brantner (1985-86)	644	15.0
10. Bill Chatman (1971-72)	813	14.8

### Field Goals

1. Mel Cox (1964-67)	769
2. Jason Pepper (1990-93)	701
3. Ron vanderSchaaf (1984-87)	657
4. Dave Allen (1967-70)	592
5. Rich Hanson (1971-73)	558
6. Les Wyatt (1974-77)	556
7. Carl Aaron (1988-89)	555
8. Rodnie Taylor (1985-87)	495
9. Bill Coordes (1956-59)	481

10. Jim Clifton (1962-65)	458
<b>Ryan Pepper (1992-94)</b>	458

### Field Goal Attempts

1. Jason Pepper (1990-93)	1416
2. Mel Cox (1964-67)	1401
3. Dave Allen (1967-70)	1279
4. Ron vanderSchaaf (1984-87)	1203
5. Jim Clifton (1962-65)	1189
6. Carl Aaron (1988-89)	1134
7. Bill Coordes (1956-59)	1126
8. Rich Hanson (1971-73)	1109
9. Les Wyatt (1974-77)	1108
10. <b>Ryan Pepper (1992-94)</b>	988

### FG PCT. (min. 300 attempts)

1. Ray Orange (1979-80)	343-569	60.3
2. Dennis Johnson (79-80)	319-534	59.7
3. Dave Benedict (67-68)	299-517	57.8
4. Mel Cox (1964-67)	769-1401	54.9
5. Ron vanderSchaaf (84-87)	657-1203	54.6
6. Otto Pijpker (1990-93)	338-631	53.6
7. Terry Britt (1990-92)	213-400	53.3
8. Joe LaDuca (1969-70)	165-310	53.2
9. Roger Boesel (1984-85)	224-425	52.7
10. Tom Pettersen (1986-87)	192-365	52.6

### Free Throws

1. Mel Cox (1964-67)	582
2. Jason Pepper (1990-93)	456
3. Rich Hanson (1971-73)	390
4. Ron vanderSchaaf (1984-87)	378
5. Bill Coordes (1956-59)	358
6. Mitch Adams (1969-71)	319
7. Carl Aaron (1988-89)	299
8. <b>Ryan Pepper (1992-94)</b>	274
9. Don Heacox (1953-55)	268
10. Les Wyatt (1974-77)	256

### Free Throw Attempts

1. Mel Cox (1964-67)	821
2. Jason Pepper (1990-93)	650
3. Bill Coordes (1957-59)	549
4. Ron vanderSchaaf (1984-87)	519
5. Mitch Adams (1969-71)	511

6. Rich Hanson (1971-73)	496
7. Don Heacox (1953-55)	406
8. Carl Aaron (1988-89)	391
9. Les Wyatt (1974-77)	358
10. Jack Brantner (1955-56)	353

### FT PCT. (min. 125 attempts)

1. Larry Foster (1991-92)	153-181	84.5
2. Ed Smith (1965-66)	165-196	84.2
3. Ned Delmore (1974-75)	109-132	82.6
4. Dennis Johnson (79-80)	168-205	82.0
5. <b>Ryan Pepper (92-94)</b>	274-341	80.4
6. Rich Hanson (1971-73)	390-496	78.6
7. Jim Clifton (1962-65)	244-311	78.4
8. Harold Riggan (62-63)	114-146	78.1
9. Steve Page (74-75, 79)	161-207	77.8
10. Carl Aaron (1988-89)	299-391	76.5

### Rebounds

1. Mel Cox (1964-67)	1017
2. Ron vanderSchaaf (1984-87)	918
3. Les Wyatt (1974-77)	813
4. Bill Coordes (1957-59)	805
5. Mitch Adams (1969-71)	791
6. Rich Hanson (1971-73)	764
7. Dave Biwer (1987-89)	747
8. Jason Pepper (1990-93)	623
9. Glenn Smick (1966-69)	620
10. Rodnie Taylor (1985-87)	592

### Rebounds (min. 40 games)

1. Bill Coordes (1957-59)	805	13.2
2. Mel Cox (1964-67)	1017	10.2
3. Joe Kominski (1957-58)	358	8.7
4. Mitch Adams (1969-71)	791	8.7
5. Rich Hanson (1971-73)	764	8.7
6. Paul Adams (1969-70)	552	8.5
7. Dave Oliver (1976-77)	515	8.3
8. Ray Kinnaman (1960-62)	490	8.0
9. Norm Erken (1959-61)	431	7.7
10. Dave Benedict (1967-68)	426	7.6

### Assists

1. Joe Harris (1986-87)	404
2. Jim Toole (1989-90)	343

3. Reese Radliff (1983-84)	318
4. Jeff Albrecht (1991-93)	312
5. Sam Miller (1979-80)	262
6. Dave Olzendam (1976-77)	253
7. Steve Page (1974-75, 79)	248
8. Jason Pepper (1990-93)	238
9. Dave McDow (1973-75)	234
10. Bryan Gerig (1988-89)	228

### Steals

1. Jason Pepper (1990-93)	343
2. <b>Ryan Pepper (1992-94)</b>	178
3. Dave Biwer (1987-89)	142
4. Jim Toole (1989-90)	137
Terry Britt (1990-92)	137
6. Danny Pike (1982-83)	112
7. Jeff Albrecht (1991-93)	110
8. Joe Harris (1986-87)	104
9. Ray Orange (1979-80)	102
10. Eli Carter (1980-81)	99

### Turnovers

1. Jason Pepper (1990-93)	414
2. <b>Ryan Pepper (1992-94)</b>	255
3. Ron vanderSchaaf (1984-87)	244
4. Rodnie Taylor (1985-87)	225
5. Les Wyatt (1974-77)	197
6. Jeff Albrecht (1991-93)	177
7. Joe Harris (1986-87)	176
8. Carl Aaron (1988-89)	169
9. Dave Olzendam (1976-77)	167
10. Steve Page (1974-75, 79)	158

### Blocked Shots

1. Otto Pijpker (1990-93)	128
2. Ron vanderSchaaf (1984-87)	126
3. Van Beard (1989)	113
4. Dave Biwer (1987-89)	101
5. John Harper (1981-82)	55
Jason Pepper (1990-93)	55
7. Jay Shinnick (1990-91)	47
8. David Jones (1988, 90)	44
9. Dale Daniels (1982-83)	42
Kenny Thompson (1988-89)	42

## 30 Point Games

PTS	DATE	PLAYER	OPPONENT
34	Mar. 1, 1947	Fred Peterson	Western Washington
31	Dec. 22, 1950	Hal Jones	Lewis & Clark
41	Feb. 8, 1951	Hal Jones	Western Washington
38	Feb. 25, 1954	Bob Logue	Puget Sound
35	Dec. 18, 1954	Jack Brantner	Seattle Pacific
32	Jan. 4, 1958	Bill Coordes	Lewis & Clark
33	Feb. 8, 1958	Bill Coordes	Whitworth
31	Jan. 30, 1959	Bill Coordes	Puget Sound
30	Feb. 13, 1959	Bill Coordes	Western Washington
31	Dec. 11, 1962	Brad Wilson	Western Montana
32	Dec. 30, 1963	Mel Cox	Southern Oregon
31	Jan. 18, 1964	Mel Cox	Seattle Pacific
43	Jan. 25, 1964	Mel Cox	Pacific Lutheran
30	Feb. 15, 1964	Mel Cox	Eastern Washington
31	Jan. 9, 1965	Mel Cox	Pacific Lutheran
36	Feb. 12, 1965	Mel Cox	Eastern Washington
35	Feb. 13, 1965	Mel Cox	Whitworth
34	Jan. 29, 1966	Mel Cox	Puget Sound
32	Feb. 11, 1966	Mel Cox	Eastern Washington
33	Feb. 26, 1966	Mel Cox	Pacific Lutheran
35	Feb. 17, 1967	Mel Cox	Western Washington
30	Feb. 18, 1967	Mel Cox	Eastern Washington
32	Mar. 7, 1967	Mel Cox	Pacific Lutheran
33	Dec. 21, 1970	Bill Chatman	Pacific Lutheran
35	Jan. 13, 1970	Paul Adams	Pacific Lutheran
30	Dec. 2, 1971	Bill Chatman	Carroll
31	Jan. 29, 1972	Rich Hanson	Oregon Tech
33	Feb. 4, 1972	Rich Hanson	Western Washington
31	Feb. 11, 1972	Rich Hanson	Eastern Oregon
37	Feb. 17, 1973	Rich Hanson	Oregon Tech
32	Feb. 9, 1974	Tim Sandberg	Eastern Oregon
34	Dec. 21, 1976	Dave Oliver	Cal State - Los Angeles
33	Dec. 2, 1978	Joe Holmes	Whitworth
36	Dec. 30, 1978	Joe Holmes	Chico State
35	Nov. 28, 1979	Joe Holmes	Whitman
30	Dec. 4, 1979	Joe Holmes	Seattle
30	Feb. 1, 1980	Dennis Johnson	Lewis-Clark State
30	Feb. 5, 1983	Doug Harris	Eastern Washington
31	Mar. 5, 1984	Ken Bunton	Pacific Lutheran
30	Feb. 25, 1986	Ron vanderSchaaf	Eastern Washington
31	Dec. 13, 1986	Ron vanderSchaaf	Whitworth
33	Nov. 30, 1987	David Jones	Alaska Southeast
32	Dec. 19, 1987	Carl Aaron	Western Baptist
36	Feb. 15, 1988	Carl Aaron	Puget Sound

30	Feb. 20, 1988	Carl Aaron	Sheldon Jackson
31	Feb. 25, 1988	Carl Aaron	St. Martin's
37	Mar. 5, 1988	Carl Aaron	Western Washington
32	Mar. 7, 1988	Carl Aaron	Western Washington
34	Mar. 8, 1989	Carl Aaron	Western Washington
34	Mar. 17, 1989	Carl Aaron	Wheeling Jesuit, W. Va.
35	Feb. 9, 1991	Tery Britt	Lewis-Clark State
30	Dec. 21, 1991	Larry Foster	Oregon Tech
31	Dec. 28, 1991	Jason Pepper	Chico State
30	Dec. 29, 1991	Larry Foster	Whitman
31	Feb. 11, 1993	Jason Pepper	Simon Fraser
31	Mar. 9, 1993	Jason Pepper	Western Washington
36	Dec. 27, 1993	Ryan Pepper	Central Missouri
31	Jan. 16, 1994	Ryan Pepper	Hawaii Pacific
31	Feb. 3, 1994	Ryan Pepper	St. Martin's
32	Feb. 17, 1994	Ryan Pepper	Puget Sound

## 20 Rebound Games

NO.	DATE	PLAYER	OPPONENT
21	Dec. 2, 1956	Bill Coordes	Puget Sound
22	Jan. 3, 1957	Bill Coordes	Whitworth
21	Feb. 1, 1957	Bill Coordes	Whitworth
23	Feb. 2, 1957	Bill Coordes	Eastern Washington
20	Jan. 6, 1959	Wally Loe	St. Martin's
20	Jan. 16, 1959	Bill Coordes	Whitworth
20	Jan. 30, 1959	Bill Coordes	Puget Sound
22	Jan. 31, 1959	Bill Coordes	Western Washington
21	Feb. 6, 1959	Bill Coordes	Eastern Washington
20	Feb. 7, 1959	Bill Coordes	Whitworth
21	Feb. 13, 1959	Bill Coordes	Western Washington
20	Dec. 9, 1961	Ray Kinnaman	Portland State
20	Jan. 20, 1962	Harold Riggan	Eastern Washington
26	Feb. 21, 1963	Ron Olney	Eastern Washington
20	Jan. 2, 1964	Mel Cox	Humboldt State
24	Jan. 25, 1964	Mel Cox	Pacific Lutheran
20	Dec. 26, 1965	Chuck Hepworth	Sacramento State
20	Dec. 20, 1990	Terry Britt	Oregon Tech

# ALL-TIME SCORES

## 1901-02 (1-1)

13	Roslyn AC	3
L	Ellensburg HS	W

## 1902-03 (1-3)

W	Roslyn	L
L	Roslyn	W
L	Washington	W
L	Everett YMCA	

## 1903-04 (6-2)

11	Roslyn	12
18	Yakima HS	1
19	North Yakima	9
13	Roslyn	5
32	North Yakima	7
14	Cle Elum	4
10	Spokane YMCA	32
19	Eastern Washington	13

## 1904-05 (5-3)

W	Yakima	L
26	Yakima	15
22	Snohomish Academy	24
27	Washington	17
21	Snohomish Academy	43
8	Washington	44
35	Seattle HS	17
31	Eastern Washington	21

## 1905-06 (1-1)

W	Yakima Town	L
16	Snohomish PSA	43

## 1906-07 (2-2)

16	Roslyn AC	34
25	Ellensburg AC	22
12	Roslyn AC	13
48	Ellensburg HS	18

## 1907-08 (7-0)

31	Washington State	27
90	Yakima HS	6
30	Western Washington	10
W	Ellensburg AC	L
W	Ellensburg All-Stars	L
31	Seattle All-Stars	27
48	Roslyn YMCA	30

## 1908-09 (4-5)

19	Cook's Gym (Spokane)	27
35	Roslyn YMCA	7
25	Western Washington	24
29	Ellensburg HS	15
34	Tacoma HS	35
23	Lincoln HS	35
27	Western Washington (ot)	25
13	Bellingham YMCA	26
L	Eastern Washington	W

## 1909-10 (8-4)

24	Ellensburg AC	23
57	Ellensburg AC	11
45	Roslyn YMCA	29
36	Ellensburg All-Stars	17
38	Lincoln HS	56
76	Broadway HS	22
28	Bellingham AC	45
47	Western Washington	11
25	Washington	51
16	Washington	42

## 1910-11 (9-2)

21	Roslyn HS	31
4	Roslyn YMCA	16
39	Roslyn HS	13
27	Dayton HS	17
26	Walla Walla HS	39
34	Lewis-Clark State	17
65	Asotin HS	12
33	Ritzville HS	15
72	Lind HS	18
23	Walla Walla HS	18
21	Yakima YMCA	13

## 1911-12 (4-7)

48	Cle Elum HS	13
17	Sunnyside HS	31
45	Mabton HS	25
25	Prosser HS	35
35	Ellensburg HS	12
18	Mabton HS (ot)	17
14	Lewis-Clark State	17
20	Whitworth (Tacoma)	22
15	Davenport	18
16	Eastern Washington	18
14	Ellensburg HS	19

## 1912-13 (7-6)

18	Ellensburg YMCA	29
36	Thorp HS	14
56	Maryland Club	19
19	Ellensburg YMCA	28
17	Ellensburg HS	9
25	Cle Elum HS	29
48	Ellensburg Y Grays	24
27	Prosser HS	42
17	Mabton HS	32
30	Maryland Club	31
34	Cle Elum HS	18
18	Mabton HS	16
29	Ellensburg HS	11

## 1913-14 (6-3)

38	Maryland Club	19
38	Wapato HS	10
20	Ellensburg HS	17
20	Ellensburg YMCA	48

## 1914-15 (0-2)

24	Western Washington	22
18	Western Washington	21
24	Ellensburg YMCA	23
35	Ellensburg HS (ot)	33
16	Ellensburg YMCA	19

## 1915-16 (2-5)

14	Kittitas	13
16	Ellensburg YMCA	33
34	Roslyn	24
20	Multnomah AC	25
11	Ellensburg YMCA	18
17	Western Washington	23
27	Ellensburg YMCA	42

## 1916-17 (4-9)

23	Ellensburg YMCA	41
34	Thorp HS	27
41	Roslyn HS	36
28	Elks Club	40
11	Western Washington	57
20	Roslyn HS	64
34	Kittitas HS	18
12	Ellensburg HS	52
48	Ellensburg YMCA	41
46	Kittitas HS	21
14	Ellensburg HS	60
17	Western Washington	43
26	Prosser AC	38

## 1921-22 (5-8)

35	Roslyn AC	27
29	Ellensburg YMCA	31
29	Eastern Washington	22
17	Washington Frosh	27
18	Puget Sound	28
23	Western Washington	14
11	Western Washington	18
17	Puget Sound	36
30	Western Washington	9
39	Western Washington	17
23	Eastern Washington	26
21	Spokane University	23
16	Ellensburg YMCA	33

## 1922-23 (4-13)

47	Thorp	14
16	Western Washington	25
18	Western Washington	32
L	Oling AC	W
15	Washington Frosh	32
28	Eastern Washington	42
22	Washington Frosh	32
24	Washington Frosh	42
16	WSU Frosh	25
19	WSU Frosh	53

26	Whitworth	15
16	Eastern Washington	29
22	Western Washington	26
33	Western Washington	27
28	WSU Frosh	33
29	WSU Frosh	22
40	Spokane College	42

## 1923-24 (7-9, 1-3)

29	Eatonville Alumni	24
15	Eastern Washington*	43
37	Whitworth	9
35	Spokane College	22
17	Ellensburg YMCA	22
27	Washington Frosh	29
16	Eastern Washington*	33
18	Puget Sound	27
27	Eatonville Alumni	13
26	Western Washington*	20
20	Washington Frosh	21
24	Puget Sound	20
24	Western Washington*	30
13	Ellensburg YMCA	35
28	Spokane College	27
26	Spokane College (ot)	28

## 1924-25 (2-11, 0-4)

38	Whitworth	24
29	Willamette	39
31	Spokane College	30
12	Eastern Washington*	38
9	Idaho Frosh	35
13	WSU Frosh	55
17	Lewis-Clark State	22
10	Eastern Washington*	29
27	Washington Frosh	30
19	Washington Frosh	32
11	Western Washington*	36
30	Spokane College (ot)	32
28	Western Washington*	33

## 1925-26 (6-13, 0-4)

30	Ronald	15
43	Yakima KC	14
26	Ellensburg YMCA	15
14	Seattle	34
27	Washington Frosh	50
25	Western Washington*	35
28	Ronald	20
17	Eastern Washington*	37
25	Whitworth (ot)	29
39	Yakima KC	23
32	Washington Frosh	33
22	Spokane AC	49
12	Eastern Washington*	34
33	Whitworth	17
35	Idaho Frosh	39
26	Potlatch AC	28
29	Western Washington*	39
24	Roslyn	25
35	Ellensburg YMCA	36

## 1926-27 (6-12, 1-3)

27	Ellensburg YMCA	24
50	Yakima KC	12
31	Toppenish AC	21
21	Yakima Motocrats	29
25	Ellensburg YMCA	18
30	Western Washington (2ot)	33
56	Yakima KC	10
24	Eastern Washington*	15
20	Washington Frosh	40
21	Western Washington*	40
35	St. Martin's	47
34	WSU Frosh	38
35	Eastern Washington*	59
25	WSU Frosh	28
33	Potlatch	35
L	Idaho Frosh	W
24	Washington Frosh	66
28	Washington Frosh	57

## 1927-28 (14-13, 3-1)

31	Whitman	37
33	Whitman	50
19	Washington State	32
32	Washington State	34
28	Washington State	34
19	Idaho	28
45	Yakima Generals	33
30	Ronald	18
38	Yakima Generals	25
36	Sunnyside AC	21
25	Washington Frosh	28
17	Western Washington*	6
27	Pacific Lutheran	38
30	Puget Sound	29
21	Eastern Washington*	35
24	Puget Sound	26
42	Western Washington*	31
37	Ronald	26

## 1928-29 (18-5, 4-0)

29	Washington State	27
22	Washington State	20
23	Idaho	26
41	Idaho	28
19	Whitman	44
26	Whitman	33
47	Quincy AC	25
40	Sunnyside AC	12
46	Quincy AC	31
37	Western Washington*	15
30	Sunnyside AC	16
43	Eastern Washington*	32
31	Tacoma Scots	30

23	Puget Sound	31
33	Pacific Lutheran	13
23	Western Washington*	19
50	Pacific Lutheran	25
28	Puget Sound	21
36	WSU Frosh	46
36	Spokane University	21
40	Eastern Washington*	29
33	Lewis-Clark State	27
32	WSU Frosh	31

## 1929-30 (25-1, 8-0)

65	Selah Athletic Club	12
36	Whitman	21
34	Whitman	25
57	Spokane AC	27
23	Washington State	29
31	Idaho	22
59	Yakima Valley	13
50	Yakima YMCA	31
28	Western Washington*	20
59	Western Washington*	17
41	Centralia CC	21
35	Washington Frosh	25
42	Yakima YMCA	22
52	Yakima Valley	30
53	Eastern Washington*	22
47	Eastern Washington*	21
42	Linfield	10
42	Washington JVs	14
31	Western Washington*	21
33	Western Washington*	21
25	Centralia CC	13
30	Washington Frosh	20
32	Eastern Washington*	17
39	Eastern Washington*	13
50	Lewis-Clark State	23
63	Spokane AC	29

## 1930-31 (22-3, 4-0)

68	Yakima Comets	27
89	Lower Valley Stars	25
23	Washington	34
34	Bothell All-Stars	16
49	Wilson's	17
37	Medo-Sweet Dairy	19
38	Everett All-Stars	21
23	Idaho	19
26	Idaho	15
20	Washington State	25
42	Whitman	24
39	Whitman	33
43	Western Washington*	18
27	Washington Frosh	26
44	Pacific Lutheran	20
12	Gonzaga	17
29	WSU Frosh	27
40	Eastern Washington*	22
26	Western Washington*	14
33	Washington Frosh	25
32	Puget Sound	28
52	Pacific Lutheran	19
46	Puget Sound	32











72	Eastern Washington*	69	50	Eastern Oregon*	48	74	Eastern Washington	72
68	Seattle Pacific (ot)	63	68	Eastern Washington*	66	61	Seattle Pacific	58
54	Western Oregon*	52	57	Eastern Washington*	79	69	St. Martin's	68
91	Southern Oregon*	68	77	Alaska-Fairbanks	63	68	Puget Sound	57
59	Oregon Tech*	76	83	Western Washington*	72	63	Alaska-Anchorage	75
89	Western Washington*	76	78	Western Oregon*	65	87	Alaska-Fairbanks	81
83	Simon Fraser	67	96	Southern Oregon*	69	71	Alaska-Fairbanks	87
66	Seattle Pacific	72	83	Oregon Tech*	71	92	St. Martin's	67
67	Eastern Washington*	70	57	Puget Sound	63	57	Simon Fraser	56
114	Eastern Oregon*	79	52	Eastern Oregon*	47	83	Western Washington	66
75	Alaska-Fairbanks**	73	69	Seattle Pacific	75	74	Lewis-Clark State	73
86	Alaska-Fairbanks**	71	111	Western Washington**	56	57	Eastern Washington	66
76	E. Central Oklahoma+	65	82	St. Martin's**	76	65	Seattle Pacific	50
56	Winston-Salem, NC+	57	66	Eastern Washington**	59	139	Lewis-Clark State**	91
1975-76 (23-7, 9-3)				72	71	Keene State, NH+	56	81
105	St. Martin's	72	58	Newberry, SC+	57	75	Pacific Lutheran**	53
85	Pacific Lutheran	64	71	Grand Valley, MI+	75	83	Dakota Wesleyan+	62
67	Puget Sound	72	66			66	Midwestern State+	73
51	Whitworth	50	1977-78 (21-8, 9-3)					
87	St. Martin's	70	80	Simon Fraser	64	1979-80 (27-6, 6-2)		
55	Pacific Lutheran	55	72	Whitworth	66	66	Whitman	50
72	Eastern Washington	67	90	Pacific Lutheran	70	61	Portland	87
73	Eastern Oregon*	64	61	Seattle	73	77	Seattle	71
77	Western Oregon*	76	63	Lewis-Clark State	86	64	St. Martin's	72
72	Western Washington*	51	55	Puget Sound	76	62	Gonzaga	49
74	Puget Sound	62	64	Western Washington*	67	73	Pacific Lutheran	63
59	Oregon Tech*	66	82	Lewis-Clark State	70	87	Redlands	43
81	Southern Oregon*	67	91	Seattle Pacific	79	69	Oregon Tech	64
71	Seattle Pacific	75	86	Western Oregon*	70	77	George Fox	68
67	Eastern Washington*	84	62	Western Oregon*	60	102	Puget Sound	77
80	St. Martin's	75	58	Eastern Washington*	66	99	Lewis-Clark State	74
36	Simon Fraser	32	115	Eastern Oregon*	52	68	Eastern Washington*	70
104	Eastern Oregon*	86	94	St. Martin's	70	58	Hawaii-Hilo	67
72	Eastern Washington (3ot)*	74	81	Oregon Tech*	64	70	Hawaii-Hilo	66
100	Western Oregon*	72	102	Southern Oregon*	73	76	Chaminade	74
94	Western Washington*	81	78	Western Washington*	66	66	Puget Sound (ot)*	60
83	Oregon Tech*	69	59	St. Martin's	68	95	Western Washington*	69
82	Southern Oregon*	67	67	Western Oregon*	63	93	Simon Fraser	70
84	Seattle Pacific	71	91	Alaska-Fairbanks	61	81	Seattle Pacific*	62
74	Eastern Washington**	82	68	Eastern Washington*	57	80	Lewis-Clark State	69
74	Eastern Washington**	66	74	Eastern Oregon*	50	65	Eastern Washington*	59
52	Eastern Washington**	49	70	Oregon Tech*	70	77	Alaska-Fairbanks	57
75	Briar Cliff+	72	75	Southern Oregon (ot)*	76	75	Alaska-Fairbanks	60
72	Marymount	83	75	Seattle Pacific	66	62	Puget Sound (2ot)*	64
1976-77 (24-8, 11-1)				72	90	Seattle Pacific*	77	
65	Whitworth	61	79	Western Washington**	59	95	Simon Fraser	83
74	Pacific Lutheran	60	76	Eastern Washington**	69	83	Western Washington*	66
64	Puget Sound	71	65	St. John's, MN+	83	79	Whitworth**	48
67	St. Martin's	71				76	Western Washington**	68
91	Simon Fraser	71	1978-79 (25-6)				Eastern Washington**	67
73	Pacific Lutheran	64	93	Whitman	64	89	Morehead State+	73
59	Puget Sound	63	130	Whitworth	71	66	Biola+	64
51	Grumbling	62	59	Pacific Lutheran	52	61	Wisconsin-Eau Claire (ot)+	68
81	Cal State - LA (f)	92	59	Gonzaga	76	1980-81 (21-12)		
68	Western Washington*	65	69	Western Oregon	38	69	Portland	80
94	Western Oregon*	62	82	George Fox	59	74	Western Montana	56
90	St. Martin's	71	73	Westmont	64	61	Pacific Lutheran	58
77	Southern Oregon*	60	66	Alaska-Fairbanks	58	67	Montana State	100
68	Oregon Tech*	57	79	Chico State	67	72	St. Martin's	53
73	Seattle Pacific	70	107	Lewis-Clark State	68	75	Whitworth	47
			71	Puget Sound	62	58	Gonzaga	74
			53	Pacific Lutheran	47	82	Seattle	70

72	Puget Sound	66	71	Whitworth* (f)	53	1984-85 (25-11, 12-2)		
62	Seattle	68	85	Occidental (f)	54	63	Victoria(ot)	71
79	Grace	65	73	St. Martin's (f)	70	66	Warner Pacific	71
91	Lewis-Clark State	70	98	Warner Pacific	75	61	Gonzaga	69
55	Eastern Washington	76	60	Eastern Washington (f)	57	62	Puget Sound	55
88	Seattle Pacific	75	76	Puget Sound (f)	71	63	Victoria	56
78	Western Washington	52	65	Western Washington* (f)	55	74	Northwest Nazarene	76
84	Simon Fraser	79	88	Seattle* (f)	68	70	Pacific Lutheran*	83
57	Puget Sound	76	75	Whitworth* (f)	70	99	Whitman*	73
72	Whitman	53	56	Simon Fraser* (f)	48	53	Cal Poly SLO	58
59	Lewis-Clark State	75	108	Lewis-Clark State* (f)	78	89	Cal-Davis	70
74	Eastern Washington	76	89	Seattle Pacific	86	69	Pacific Lutheran*	59
59	Pacific Lutheran	60	89	Pacific Lutheran* (f)	61	71	St. Martin's	46
65	Simon Fraser	67	105	Western Washington*	79	107	Seattle Pacific	97
66	Western Washington	59	73	Eastern Washington	81	68	Simon Fraser*	57
74	Hawaii-Hilo	60	123	Seattle* (f)	88	57	Western Wash* (ot)	62
87	Hawaii-Hilo	64	98	Whitman*	63	71	Whitworth*	68
65	Puget Sound	88	71	Puget Sound(f)	57	88	Lewis-Clark St.*	70
76	Seattle Pacific	67	78	Simon Fraser*	62	74	Seattle*	71
48	St. Martin's	49	69	Seattle Pacific(f)	66	94	Seattle Pacific	84
98	Seattle	60	63	St. Martin's* (f)	59	64	Puget Sound	58
67	Simon Fraser - OT	66	96	Seattle** (f)	77	103	Lewis-Clark State*	61
49	St. Martin's	48	86	St. Martin's** (f)	73	65	Portland	83
58	St. Martin's	51	68	St. Martin's**	70	70	St. Martin's*	55
42	Biola	57	68	St. Martin's* (f)	63	80	Whitworth*	68
1981-82 (22-7)						104	Simon Fraser*	66
84	Western Montana	62	1983-84 (23-10, 12-2)			66	Western Washington*	64
93	Trinity Western	65	95	St. Martin's	74	94	Western Oregon++	72
67	Portland	75	85	Seattle Pacific	77	77	Eastern Washington	90
75	Seattle	54	54	Gonzaga	86	87	Pacific Lutheran**	66
74	Pacific Lutheran	63	99	Cal-State-LA	65	74	Seattle**	65
71	Puget Sound	66	59	Pacific Lutheran*	48	90	Seattle**	75
76	Simon Fraser	74	59	Lewis-Clark State*	82	82	Hawaii Pacific+	79
63	Pacific Lutheran	80	59	Whitman*	54	58	Minnesota-Duluth+	57
62	Whitworth	58	60	Cal Poly - SLO (2ot)	61	64	West. Virg. Wesleyen+	63
77	Cal Poly Pomona	67	69	Cal State - Sonoma	57	64	Fort Hayes State+	65
57	Puget Sound	72	58	Montana	71	94	Maycrest+	108
66	St. Martin's	57	62	Portland (ot)	65	1985-86 (27-6, 12-2)		
93	Seattle Pacific	83	101	Simon Fraser*	60	77	Victoria	66
72	Lewis-Clark State	49	65	Western Washington*	53	82	George Fox	80
60	Eastern Washington	74	78	Whitworth*	67	75	Seattle Pacific	72
59	Western Washington	60	57	Puget Sound	74	64	Gonzaga	63
79	Seattle	58	78	St. Martin's (ot)	77	77	Whitman*	78
75	Eastern Washington	70	64	Seattle Pacific	74	68	Lewis-Clark State*	67
69	Lewis-Clark State	53	60	Whitworth* (ot)	58	75	Pacific Lutheran*	73
72	Seattle Pacific	82	66	Western Washington*	67	74	College of Idaho	78
97	Simon Fraser	68	91	Simon Fraser*	68	85	Northwest Nazarene	99
69	Western Washington	58	108	Lewis-Clark State*	69	96	Whitman(3ot)	95
92	Whitman	76	62	Puget Sound	73	74	Puget Sound	59
69	St. Martin's	64	95	Seattle Pacific	76	69	St. Martin's*	55
93	Puget Sound	73	59	Pacific Lutheran*	56	63	Western Washington*	59
69	Western Washington**	53	66	Eastern Washington	58	55	Whitworth* (f)	57
77	Whitworth**	67	122	St. Martin's*66	101	68	Seattle*	68
74	Cumberland +	65	84	Seattle*	73	68	St. Martin's*	57
49	Hampton Institute +	63	70	Western Wash+++ (ot)	69	82	Pacific Lutheran*	60
1982-83 (7-23, 5-9)						77	Seattle Pacific	76
48	Montana	74	82	Pacific Lutheran	54	65	Lewis-Clark State*	69
77	Western Montana	67	75	Carson-Newman+	74	65	Puget Sound	62
78	St. Martin's*	67	59	St. Thomas Aquinas+	74	82	Western Washington*	70
100	Lewis-Clark State*	59				81	Whitworth*	69
61	Portland	66				74	Seattle*	52
						66	Eastern Washington	81

91	Lewis-Clark State**	73	106	Sheldon Jackson*	71	66	Charleston, SC+	55	70	St. Martin's	75	1992-93 (29-7, 10-2)	1993-94 (12-17, 6-6)				
74	Whitman**	62	73	Pacific Lutheran	58	87	Wheeling Jesuit+	78	107	Western Washington (ot)	96	79	Northwest Nazarene	81	Albertson	89	
107	Whitman**	82	102	Simon Fraser*	79	58	St. Mary's (Tex)+	60	91	Simon Fraser	83	71	Lewis-Clark State	69	71	Carroll	72
86	Findlay+	82	82	Western Wash. (ot)*	78				75	Puget Sound	76	90	Pacific Lutheran	72	72	Whitman	73
59	Birmingham Southern+	56	77	Lewis-Clark State*	68	1989-90 (31-5, 16-2)			86	Lewis-Clark State (ot)	92	76	Whitman	51	68	Southern Utah	94
64	David Lipscomb+	80	71	Seattle*	75	86	St. Martin's	80	80	Seattle Pacific	69	104	Sonoma State	70	59	Weber State	79
			109	Whitworth*	65	74	Victoria	77	93	Sheldon Jackson	84	75	Cal Baptist	55	82	Northwest Nazarene	93
1986-87 (32-9, 13-3)			135	Northwest*	71	90	Whitman	75	103	Whitworth	91	82	Northwest Nazarene	68	82	Whitworth	87
94	Alaska Southeast*	81	93	St. Martin's*	59	72	Eastern Washington	83				77	Albertson	66	80	Western Washington	79
95	Sheldon Jackson	55	70	Pacific Lutheran	48	103	St. Martin's*	61	1991-92 (19-13, 9-5)			87	Whitman	72	91	Puget Sound	95
77	St. Martin's*	55	74	Simon Fraser*	77	67	Simon Fraser*	69	87	Western Montana	72	73	Whitworth	63	83	Whitman	62
76	Northwest Nazarene	71	80	Western Washington*	83	66	Lewis-Clark State*	63	74	Carroll	56	85	Puget Sound	71	93	Central Missouri	78
84	Whitworth	80	97	Northwest*	58	68	Albertson's	66	73	Montana Tech	74	93	Western Washington	63	68	Missouri Western	72
77	Lewis-Clark State*	65	90	Seattle*	70	66	Oregon Tech	55	106	Malispina	63	113	Southern Oregon	84	65	Seattle*	85
94	College of Idaho	80	79	Puget Sound	71	101	Western Baptist	82	71	Carroll	72	59	Willamette	84	96	St. Martin's*	69
87	Warner Pacific	71	107	Sheldon Jackson*	73	79	Puget Sound	75	91	Whitworth	76	75	Idaho	89	91	BYU-Hawaii	117
66	Montana	91	92	Alaska Southeast*	79	79	Whitworth	66	89	Seattle Pacific (ot)	87	62	Seattle Pacific	73	89	Hawaii Pacific	80
67	UC - Riverside	77	76	St. Martin's*	70	91	St. Martin's*	71	94	Simon Fraser*	95	81	Grace, Ind.	93	81	Simon Fraser*	74
68	Puget Sound	79	103	Lewis-Clark State**	78	87	Sheldon Jackson*	49	76	Seattle*	73	92	Seattle*	77	66	Western Washington*	92
70	Pacific Lutheran	53	75	Western Washington**	78	70	Western Washington*	79	65	Whitworth*	59	54	Lewis-Clark State*	60	88	Puget Sound (ot)*	92
90	Seattle*	73	72	Western Washington**	51	73	Whitworth	63	72	Pacific Lutheran	86	77	Western Washington*	74	61	Lewis-Clark State*	73
95	Seattle Pacific	85	84	Western Washington**	95	66	Puget Sound*	61	61	Oregon Tech	85	76	Simon Fraser*	85	84	Whitworth (ot)	81
73	Simon Fraser*	77				114	Alaska Southeast*	64	93	Southern Oregon	85	107	St. Martin's*	72	83	St. Martin's*	66
87	Western Washington*	75	1988-89 (32-10, 12-4)			85	Simon Fraser*	65	99	Oregon Tech	88	81	Lewis-Clark State*	72	77	Western Washington*	87
67	Puget Sound	62	83	Seattle	73	97	Lewis-Clark State*	62	94	Chico State (2ot)	99	76	Pacific Lutheran	67	81	Seattle*	75
75	Whitworth*	58	75	BYU-Hawaii	78	89	Seattle*	79	96	Whitman (ot)	88	90	Seattle*	51	66	Seattle Pacific	59
72	Seattle*	68	92	Hawaii Pacific	75	68	Puget Sound*	52	73	Alaska-Fairbanks	77	76	Sheldon Jackson	53	75	Puget Sound*	59
85	Whitman	65	61	Wisconsin-Eau Claire	77	77	Seattle Pacific	73	75	Pacific Lutheran	71	89	Whitworth	64	64	Simon Fraser*	72
82	West. Washington(OT)*	79	81	Carleton, Minn.	68	78	Whitman	60	72	St. Martin's*	76	131	Simon Fraser*	87	98	Lewis-Clark State*	68
75	Seattle Pacific	70	82	Pacific Lutheran	64	101	Alaska Pacific*	65	73	Lewis-Clark State*	76	81	St. Martin's*	68	65	Seattle**	71
57	Eastern Washington	55	68	St. Martin's*	65	93	Seattle*	69	61	Seattle Pacific	65	82	Puget Sound*	69			
88	Lewis-Clark State*	75	72	Whitman	89	89	Western Washington*	75	102	Sheldon Jackson*	44	69	Puget Sound*	65			
82	Pacific Lutheran	65	79	Alaska Southeast*	68	82	Sheldon Jackson*	67	77	Seattle*	74	84	Western Washington*	77			
67	Puget Sound	70	74	Lewis-Clark State*	80	114	Alaska Southeast*	78	76	Simon Fraser*	69	100	Simon Fraser**	88			
98	Simon Fraser*(f)	64	90	Western Oregon	77	72	Alaska Pacific*	59	72	Puget Sound*	67	88	Western Washington**	76			
72	Whitman	67	65	Warner Pacific	51	65	Whitworth**	46	84	Western Washington*	62	78	Central Arkansas+	66			
105	Sheldon Jackson*	52	61	CS - Dominguez Hills	52	86	Western Washington**	64	75	Puget Sound*	74	74	Midwestern State, TX+	78			
94	Alaska Southeast*	80	76	Puget Sound	61	83	Western Washington**	66	73	St. Martin's*	70						
88	Whitworth* (f)	66	67	Western Washington*	64	69	Northern State+	45	83	Lewis-Clark State*	96						
76	St. Martin's*	49	86	Sheldon Jackson*	49	92	Alderson-Broadus+	81	63	Western Washington*	64						
108	Alaska Southeast**	66	77	Puget Sound	64	57	Wisconsin-Eau Claire+	84	97	Seattle**	73						
88	Western Washington**	75	67	Lewis-Clark State*	74				69	St. Martin's**	72						
66	Western Washington**	77	75	Whitworth	73	1990-91 (14-14)											
81	Western Washington**	65	64	Simon Fraser*	56	86	Victoria	99									
86	Atlantic Christian+	82	73	St. Martin's*	47	80	Montana Tech	85									
84	St. Thomas Aquinas+	83	85	Pacific Lutheran	59	77	Carroll	92									
92	Hawaii - Hilo+	75	120	Northwest*	44	72	Western Montana	93									
63	Washburn+	65	62	Seattle*	54	87	Seattle	93									
79	Georgetown, KY+	69	80	Whitworth	67	83	Simon Fraser	66									
			93	Seattle Pacific	76	92	Pacific Lutheran (2ot)	97									
1987-88 (23-11, 14-4)			77	Puget Sound (ot)	82	85	Albertson's	89									
94	Alaska Southeast*	96	66	Western Washington*	69	90	Southern Oregon	92									
84	Seattle Pacific	74	59	Simon Fraser*	71	114	Oregon Tech (3ot)	110									
60	Eastern Washington	81	92	Seattle*	71	90	Western Washington	81									
76	Puget Sound	87	88	Whitman	58	62	Puget Sound	71									
84	Northwest Nazarene	59	114	Northwest*	43	107	Seattle	73									
98	Western Baptist	71	97	Alaska Southeast*	80	56	St. Martin's	46									
54	Oregon Tech	66	122	Sheldon Jackson*	78	67	Seattle Pacific	74									
86	Chapman (ot)	84	111	Lewis-Clark State**	84	66	Puget Sound	56									
75	Puget Sound	84	91	Western Washington**	75	90	Sheldon Jackson	72									
62	Montana	68	83	Western Washington**	92	72	Whitworth	79									
86	Whitworth*	74	73	Western Washington (ot)**	67	99	Western Washington	90									
103	Lewis-Clark State*	68	86	Georgia College+	79	100	Lewis-Clark State	89									

# YEAR-BY-YEAR RECORDS

	All Games				Conference		Finish	Home	Away	Neutral
	W	L	PF	PA	W	L				
1902	1	1						0-1	1-0	0-0
1903	1	3								
1904	6	2	136	83				3-0	3-2	0-0
1905	5	3						3-1	2-2	0-0
1906	1	1						1-0	0-1	0-0
1907	2	2	101	87				2-1	0-1	0-0
1908	7	0	306	140				7-0	0-0	0-0
1909	4	5						3-1	1-4	0-0
1910	8	4	475	341				5-1	3-3	0-0
1911	9	2	383	209				4-0	5-2	0-0
1912	4	7	267	227				2-3	2-4	0-0
1913	7	6	374	302				7-3	0-3	0-0
1914	6	3	233	212				6-2	0-1	0-0
1915	0	2	22	59				0-2	0-0	0-0
1916	2	5	139	178				2-5	0-0	0-0
1917	4	9	325	538				2-4	2-5	0-0
1922	5	8	308	311				4-3	1-5	0-0
1923	4	13						3-6	1-7	0-0
1924	7	9	382	403	1	3	2nd-T	3-6	4-3	0-0
1925	2	11	274	435	0	4	3rd	1-5	1-6	0-0
1926	6	13	522	572	0	4	3rd	3-6	3-7	0-0
1927	6	12			1	3	2nd-T	4-4	2-8	0-0
1928	14	13	873	802	3	1	1st-T	6-3	8-10	0-0
1929	18	5	768	602	4	0	1st	6-3	12-2	0-0
1930	25	1	1099	539	8	0	1st	10-0	14-1	1-0
1931	22	3	939	573	4	0	1st	10-0	12-3	0-0
1932	21	6	1041	563	4	0	1st	13-1	8-5	0-0
1933	15	3	649	449	4	0	1st	12-0	13-3	0-0
1934	17	5	754	596	3	1	1st-T	11-1	6-2	0-2
1935	21	5	781	632	3	1	1st	12-1	9-4	0-0
1936	15	10	796	752	2	2	2nd	9-5	6-4	0-1
1937	12	9	709	664	2	2	2nd	7-2	5-7	0-0
1938	13	10	874	759	1	3	2nd-T	7-3	6-5	0-2
1939	14	6	775	666	3	3	2nd-T	10-2	4-4	0-0
1940	16	5	838	678	12	4	1st	8-3	8-2	0-0
1941	11	8	783	706	10	6	3rd	7-3	4-5	0-0
1942	11	8	976	839	8	8	2nd-T	7-3	4-5	0-0
1943	16	7	1141	962	11	5	2nd	11-2	5-5	0-0
1946	13	7	1039	866	10	6	2nd-T	7-3	6-3	0-1
1947	21	3	1528	1134	11	1	1st-T	9-0	12-2	0-1
1948	18	9	1475	1261	9	6	3rd	8-2	8-7	2-0
1949	21	7	1595	1407	12	2	1st	10-0	9-5	2-2
1950	24	8	1892	1611	10	4	2nd-T	10-2	10-4	4-2
1951	8	18	1394	1477	4	10	6th-T	4-5	3-13	1-0
1952	17	11	1679	1593	9	3	2nd	8-1	9-5	0-5
1953	11	14	1606	1686	3	9	7th	6-5	4-9	1-0
1954	11	12	1436	1461	6	6	4th	5-3	5-7	1-2
1955	17	5	1594	1436	7	5	3rd	6-3	8-2	3-0
1956	18	9	2001	1828	12	6	3rd	9-4	9-5	0-0
1957	12	11	1453	1431	7	5	3rd	6-3	5-6	1-2
1958	18	7	1510	1351	10	2	2nd	9-1	8-6	1-0
1959	13	10	1476	1417	4	8	4th-T	9-3	3-7	1-0
1960	11	13	1531	1635	5	9	5th	7-6	4-7	0-0
1961	9	14	1512	1537	3	11	6th	5-6	2-8	2-0
1962	11	13	1582	1541	4	6	4th-T	4-5	7-5	0-3
1963	14	10	1781	1723	4	6	4th	7-2	3-6	4-2
1964	9	14	1764	1845	3	7	5th	3-4	3-6	3-4

2484

1965	20	6	2108	1863	9	1	1st	12-3	6-2	2-1
1966	21	8	2260	2026	9	3	2nd	7-2	10-4	4-2
1967	27	4	2552	2107	8	1	1st	11-0	11-2	5-2
1968	22	8	2380	2046	10	2	1st	11-3	7-3	4-2
1969	24	9	2500	2206	8	4	1st	11-2	6-5	7-2
1970	31	2	2432	2141	12	0	1st	10-0	16-0	5-2
1971	24	9	2569	2243	11	3	1st-T	12-1	8-5	4-3
1972	17	9	2121	1978	9	3	2nd-T	10-1	5-6	2-2
1973	20	9	1842	1711	11	1	1st	12-1	6-7	2-1
1974	17	10	2095	2031	8	4	1st-T	11-0	5-7	1-3
1975	23	6	2284	1944	10	2	1st	12-1	9-4	2-1
1976	23	7	2235	2019	9	3	2nd	8-3	12-3	3-1
1977	24	8	2325	2097	11	1	1st-T	14-1	7-4	3-3
1978	21	8	2219	1966	9	3	1st-T	15-0	6-7	0-1
1979	25	6	2399	2027				11-1	10-4	4-1
1980	27	6	2520	2169	6	2	1st-T	12-2	12-3	3-1
1981	21	12	2280	2155				11-4	9-7	1-1
1982	22	7	2133	1909				12-0	6-6	4-1
1983	7	23	2395	2007	5	9	7th	4-9	2-12	1-2
1984	23	10	2446	2210	12	2	1st	9-2	11-6	3-2
1985	25	11	2736	2491	12	2	2nd	12-1	7-6	6-4
1986	27	6	2530	2319	12	2	1st	12-1	11-4	4-1
1987	32	9	3330	2861	13	3	1st	13-2	13-5	6-2
1988	23	11	2909	2467	14	4	2nd	13-1	8-10	2-0
1989	32	10	3378	2847	12	4	2nd	12-3	13-5	7-2
1990	31	5	2949	2429	16	2	1st	12-1	14-3	5-1
1991	14	14	2380	2313				8-1	5-10	1-3
1992	19	13	2566	2388	9	5	1st-T	10-3	7-9	2-1
1993	29	7	2987	2571	10	2	1st	11-1	11-4	6-2
1994	12	17	2254	2293	6	6	4th-T	6-3	4-11	2-3

## All-Time vs. Opponents

	Coleman			Nicholson			All-Time		
	W	L	PCT	W	L	PCT	W	L	PCT
Pacific Northwest AC									
Lewis-Clark State (1911-94)	4	5	.444	25	7	.781	37	14	.725
Puget Sound(1922-94)	7	4	.636	25	19	.568	72	50	.590
St. Martin's(1927-94)	6	3	.667	57	12	.826	116	21	.847
Seattle(1926-94)	7	3	.700	19	6	.760	41	16	.719
Simon Fraser(1969-94)	6	3	.667	28	11	.718	34	14	.708
Western Washington(1908-94)	9	3	.750	58	20	.744	135	70	.659
Northwest Conference									
Lewis & Clark (1949-73)	0	0	.000	2	0	1.000	14	4	.778
Linfield (1930-70)	0	0	.000	3	1	.750	8	2	.800
Pacific (1935-65)	0	0	.000	1	0	1.000	6	1	.857
Pacific Lutheran (1928-93)	3	2	.600	48	8	.857	92	53	.634
Whitman (1928-94)	4	1	.800	21	2	.913	50	13	.794
Whitworth (1912-94)	6	2	.750	42	10	.808	71	42	.629
Willamette (1925-93)	0	1	.000	2	1	.667	7	8	.467
Cascade Conference									
Albertson's (1935-94)	1	2	.333	3	1	.750	5	3	.625
Eastern Oregon (1971-78)	0	0	.000	15	1	.938	15	1	.938
George Fox (1979-86)	0	0	.000	4	0	1.000	4	0	1.000
Northwest Nazarene (1939-94)	2	1	.667	2	2	.500	6	3	.667
Oregon Tech (1971-92)	2	1	.667	15	4	.789	17	5	.773
Southern Oregon (1964-93)	2	1	.667	14	2	.875	17	3	.850
Western Baptist (1988-90)	0	0	.000	2	0	1.000	2	0	1.000
Western Oregon (1932-89)	0	0	.000	20	0	1.000	22	2	.917



# Frontier Conference

Carroll (1972-94)	1	3	.250	0	0	.000	2	3	.400
Montana Tech (1991-92)	0	2	.000	0	0	.000	0	2	.000
Western Montana (1963-92)	1	1	.500	3	0	1.000	5	2	.714

# Others

Alaska-Fairbanks (1956-92)	0	1	.000	14	6	.700	17	7	.708
Alaska Pacific (1990)	0	0	.000	2	0	.000	2	0	.000
Alaska Southeast (1987-90)	0	0	.000	8	1	.889	8	1	.889
Alcom A&M (1968-74)	0	0	.000	1	1	.500	1	1	.500
Biola (1980-81)	0	0	.000	1	1	.500	1	1	.500
British Columbia (1932-62)	0	0	.000	0	0	.000	35	7	.833
BYU-Hawaii (1989-94)	0	1	.000	0	1	.000	0	2	.000
Cal Poly SLO (1984-85)	0	0	.000	0	2	.000	0	2	.000
Chapman (1962-88)	0	0	.000	1	0	1.000	2	1	.667
Central Missouri (1950-94)	1	0	1.000	0	0	.000	1	1	.500
Chico State (1966-92)	0	1	.000	5	0	1.000	5	1	.833
Eastern New Mexico (1967-70)	0	0	.000	2	0	1.000	2	0	1.000
Eastern Washington (1904-90)	0	0	.000	37	22	.627	93	75	.554
Gonzaga (1931-86)	0	0	.000	2	7	.222	9	17	.346
Grace (1981-93)	0	1	.000	1	0	1.000	1	1	.500
Grambling (1966-77)	0	0	.000	0	2	.000	0	2	.000
Hawaii-Hilo (1980-87)	0	0	.000	2	0	1.000	2	0	1.000
Hawaii Pacific (1985-94)	1	0	1.000	2	0	1.000	3	0	1.000
Humboldt State (1958-67)	0	0	.000	1	0	1.000	3	1	.750
Idaho (1928-93)	0	1	.000	0	0	.000	6	6	.500
Kentucky State (1970-71)	0	0	.000	0	2	.000	0	2	.000
Los Angeles State (1977-84)	0	0	.000	2	0	1.000	2	0	.000
Macalaster (1969-74)	0	0	.000	1	1	.500	1	1	.500
Marymount (1973-76)	0	0	.000	0	2	.000	0	2	.000
Midwestern State, TX (1979-93)	0	1	.000	0	1	.000	0	2	.000
Montana (1933-88)	0	0	.000	0	4	.000	6	8	.429
Northwest College (1988-89)	0	0	.000	4	0	1.000	4	0	1.000
Pasadena (1965-71)	0	0	.000	2	0	1.000	2	0	1.000
Portland (1936-85)	0	0	.000	1	6	.143	12	12	.500
Portland State (1959-73)	0	0	.000	9	6	.600	12	10	.545
Sacramento State (1965-70)	0	0	.000	4	1	.800	4	1	.800
Sheldon Jackson (1987-93)	4	0	1.000	8	0	1.000	12	0	1.000
Seattle Pacific (1952-94)	3	3	.500	32	17	.653	48	28	.632
Sonoma State (1984-93)	1	0	1.000	1	0	1.000	2	0	1.000
Spokane College (1922-29)	0	0	.000	0	0	.000	0	0	.000
St. Thomas Aquinas (1984-87)	0	0	.000	1	1	.500	1	1	.500
Victoria (1985-91)	0	1	.000	2	2	.500	2	3	.400
Warner Pacific (1983-89)	0	0	.000	4	1	.800	4	1	.800
Washington (1903-43)	0	0	.000	0	0	.000	2	14	.125
Washington State (1908-52)	0	0	.000	0	0	.000	4	20	.167
Whittier (1968-72)	0	0	.000	1	3	.250	1	3	.250
Weber State (1963-94)	0	1	.000	0	0	.000	0	2	.000
Wisconsin-Eau Claire (1980-90)	0	0	.000	0	3	.000	0	3	.000
JCs-Frosh							55	28	.663
Non-college (1904-63)							112	58	.659
One-year series							51	25	.671

# AWARD WINNERS

## Captains

1904	Floyd Rader	1968	Dave Benedict	1954	Bob Logue	1968	Dave Allen
1905	F.T. Wilson	1969	Theartis Wallace	1955	Jack Brantner	1969	Dave Allen
1906-10	No record	1970	Paul Adams	1956	Jack Brantner	1970	Dave Allen
1911	Ben Rader		Joe LaDuca	1957	Glenn Wood	1971	Robert Williams
1912	Chester Robinson	1971	Mitch Adams	1958	Joe Kominski	1972	Gary Randall
		1972	Rich Hanson		Bud Snaza	1973	Bill Eldred
		1973	Rich Hanson	1959	Wally Loe	1974	Steve Page
1913	Will Tierney	1974	Bill Eldred	1960	Rick Fortner	1975	Steve Page
1914	Claude Watkins	1975	Ned Delmore	1961	Jeff Kellman	1976	Greg McDaniel
1915	No captain		Dave McDow	1962	Phil Fitterer	1977	Tom Powers
1916	Harry Ganders	1976	Greg McDaniel	1963	Jim Clifton	1978	Carl Whitfield
1917	James Campbell	1977	Les Wyatt	1964	Jim Clifton	1979	Dennis Johnson
1918-21	No team	1978	Tom Powers	1965	Ed Smith	1980	Tony Giles
1922	Jack Robinson	1979	Steve Page	1966	Mel Cox	1981	Mike Barney
1923	Bill Charlestone	1980	Ray Orange	1967	Mel Cox	1982	John Holtmann
1924	Don Matheny	1981	Mike Barney	1968	Jim Belmondo	1983	John Holtmann
1925	John Heinrich	1982	Scott Tri	1969	Bruce Sanderson	1984	Roger Boesel
1926-27	No record	1983	Ken Bunton	1970	Dave Allen	1985	Andy Affholter
1928	Kemmit Rodgers	1984	Ken Bunton	1971	George Bender	1986	Joe Callero
1929	No record	1985	Roger Boesel	1972	Eric Schooler	1987	Tim Durden
1930	Bob Bailey	1986	Joe Harris	1973	Bill Henninger	1988	Bryan Gerig
1931	Bob Bailey		Joe Callero	1974	Bill Eldred	1989	Bryan Gerig
1932-34	No record	1987	Joe Harris	1975	Dave McDow	1990	Jason Pepper
1935	Ralph Hill	1988	Israel Dorsey	1976	Byron Angel	1991	Terry Britt
1936	John Holl	1989	Dave Biwer	1977	Jeff Albrecht	1992	Jeff Albrecht
1937	Arnie Faust	1990	Jim Toole	1978	Al Roberts	1993	Ryan Pepper
1938	Don Sanders	1991	Jason Pepper		Randy Sheriff	1994	Marc Callero
1939	Don Sanders		Greg Sparling	1979	Steve Thorson		
1940	Don Sanders	1992	Jason Pepper	1980	Dennis Johnson		
1941	Mickey Rogers		Larry Foster	1981	Mel Ninnis		
1942	Jack Hubbard	1993	Heath Dolven	1982	Mel Ninnis		
1943	Jack Hubbard		Jason Pepper	1983	Doug Harris		
1944-45	No team	1994	Wade Venters	1984	Danny Pike		
1946	Mickey Rogers				Reese Radliff		
1947	Hank Silva			1985	Keith Bragg		
1948	Jim Adamson	1930	Bob Bailey	1986	Ron		
1949	Dean Nicholson	1931	Doug Haney		vanderSchaaf		
1950	Dean Nicholson	1932-34	No record	1987	Ron		
1951	Bill Lee	1935	Jim Sesby		vanderSchaaf		
1952	Bill Lee	1936	No record	1988	Dave Biwer		
1953	Darrell Meyer	1937	Mel Bunstine	1989	Jock White		
1954	Gene Keller	1938	John Vanderbrink	1990	Greg Sparling		
1955	Don Myers	1939	Don Sanders	1991	Greg Sparling		
	Don Heacox	1940	Don Sorenson	1992	Jason Pepper		
1956	Don Myers	1941	Bob Miller	1993	Jason Pepper		
1957	Bill Coordes	1942	Ernie Lewis	1994	David Rockwood		
1958	Bill Coordes	1943	Russ Wiseman				
1959	Bill Bieloh	1944-45	No team				
1960	Phil Fitterer	1946	Bob Miller				
1961	Phil Fitterer	1947	Hank Silva				
1962	Doug McLean	1948	Dean Nicholson				
1963	Harold Riggan	1949	Fred Peterson				
1964	Bob Moawad	1950	Harvey Wood				
1965	Jim Clifton	1951	Harvey Wood				
1966	Ed Smith	1952	Al Wedekind				
1967	Dan Bass	1953	Ken Teller				

## Most Valuable

1983	Doug Harris
1984	Ken Bunton
1985	Darrell Tanner
1986	Ron
	vanderSchaaf
1987	Ron
	vanderSchaaf
1988	Carl Aaron
1989	Carl Aaron
1990	Jim Toole
1991	Terry Britt
1992	Larry Foster
1993	Jason Pepper
1994	Ryan Pepper

## Ken Broche Coaches

Award	
1992	Shane
1993	McCullough
1994	Jeff Albrecht
	Ryan Silver

## Index Award

1992	Heath Dolven
1993	Heath Dolven
1994	Willie Thomas



# ALL-STARS

## All-American

### First Team

1967	Mel Cox
1970	Paul Adams
1973	Rich Hanson
1993	Jason Pepper

### Second Team

1968	Dave Benedict
1969	Theartis Wallace
1972	Rich Hanson
1980	Ray Orange
1983	Doug Harris
1987	Ron vanderSchaaf
1989	Carl Aaron

### Third Team

1970	Dave Allen
1971	Rich Hanson
1990	Jim Toole

### Honorable Mention

1965	Mel Cox
1985	Jim Clifton
1966	Mel Cox
1967	Dave Benedict
1969	Dave Allen
1971	Mitch Adams
1975	Les Wyatt
1976	Dave Oliver
1977	Les Wyatt
1977	Dave Oliver
1978	Carl Whitfield
1979	Joe Holmes
1980	Dennis Johnson
1985	Darrell Tanner
1986	Ron vanderSchaaf
1993	Otto Pijpker
1994	Ryan Pepper

## All-District

1965	Mel Cox
1965	Jim Clifton
1967	Mel Cox
1967	Dave Benedict
1968	Dave Benedict
1970	Paul Adams
1970	Dave Allen
1971	Rich Hanson
1971	Mitch Adams
1972	Rich Hanson
1973	Rich Hanson
1975	Steve Page

1975

1976	Les Wyatt
1976	Greg McDaniel
1976	Dave Oliver
1977	Les Wyatt
1977	Dave Oliver
1978	Al Roberts
1978	Carl Whitfield
1979	Dennis Johnson
1979	Joe Holmes
1979	Ray Orange
1980	Ray Orange
1980	Dennis Johnson
1980	Sam Miller
1981	Steve Pudists
1981	John Harper
1982	John Harper
1982	Steve Pudists
1982	David Williams
1983	Bob Kennedy
1983	Danny Pike
1983	Ken Bunton
1983	Doug Harris
1984	Ken Bunton
1984	Danny Pike
1985	Darrell Tanner
1986	Joe Harris
1986	Ron vanderSchaaf
1987	Ron vanderSchaaf
1987	Joe Harris
1987	Rodnie Taylor
1988	Carl Aaron
1989	Carl Aaron
1989	Dave Biwer
1990	Jim Toole
1992	Larry Foster
1993	Jason Pepper
1993	Otto Pijpker

## All-Region

1994	Ryan Pepper
------	-------------

## All-Conference

### Winco

1940	Don Sanders
1941	Don Sanders
1942	Russ Wiseman
1942	Clipper Carmody
1943	Russ Wiseman
1946	Clipper Carmody
1947	Fred Peterson
1947	Dean Nicholson
1948	Dean Nicholson

### Evergreen

1949	Dean Nicholson
1950	Dean Nicholson
1950	Fred Peterson
1952	Ken Teller
1952	Bill Loe
1954	Don Heacox
1957	Bill Coordes
1958	Bill Coordes
1964	Bob Warner
1965	Mel Cox
1965	Jim Clifton
1966	Mel Cox
1967	Mel Cox
1968	Dave Benedict
1968	Dave Allen
1969	Theartis Wallace
1969	Mitch Adams
1970	Mitch Adams
1970	Paul Adams
1970	Dave Allen
1971	Rich Hanson
1972	Rich Hanson
1973	Rich Hanson
1974	Tim Sandberg
1975	Les Wyatt
1975	Steve Page
1976	Dave Oliver
1977	Dave Oliver
1978	Carl Whitfield

### WIBA

1980	Ray Orange
1980	Dennis Johnson

## All-Northwest

1971	Rich Hanson
1973	Rich Hanson
1977	Dave Oliver
1979	Joe Holmes
1980	Ray Orange
1980	Dennis Johnson
1982	David Williams
1983	Doug Harris
1984	Ken Bunton
1985	Darrell Tanner
1986	Ron vanderSchaaf
1987	Ron vanderSchaaf
1987	Rodnie Taylor
1988	Carl Aaron
1989	Carl Aaron
1990	Jim Toole
1993	Jason Pepper

# 1994-95 WINTER SCHEDULES

## Women's Basketball

### December

2	Eastern Oregon, 7 p.m.
3	Eastern Oregon, 2 p.m.
10	Pacific Lutheran, 3 p.m.
16	at George Fox, 7:30 p.m.
17	at Linfield, 5 p.m.
19	at Whitworth, 5 p.m.

### January

3	Whitman, 7 p.m.
10	at Seattle Pacific, 7:30 p.m.
13	*at St. Martin's, 7 p.m.
20	*at Lewis-Clark State, 7 p.m.
24	*Western Washington, 7 p.m.
27	*at Simon Fraser, 7 p.m.
31	*at Seattle, 6 p.m.

### February

3	*Puget Sound, 7 p.m.
7	*St. Martin's, 7 p.m.
11	*Lewis-Clark State, 5 p.m.
15	*at Puget Sound, 7 p.m.
18	*Simon Fraser, 5 p.m.
21	*at Western Washington, 7 p.m.
24	*Seattle, 7 p.m.
*PNWAC contest	

## Swimming

### December

2-3	at PLU Invitational
2-4	UW Invitational (at Federal Way)

### January

13	at Whitworth, 3 p.m.
14	Pacific Lutheran, 1 p.m.

20	at Evergreen State, 5 p.m.
26	at Whitman, 5 p.m.

### February

4	at Puget Sound, 1 p.m.
10-12	PNWAC Championships
17-19	Pacific Northwest regionals

### March

1-4	NAIA Nationals (at San Antonio)
-----	---------------------------------

## Wrestling

### December

2	at Pacific, 7 p.m.
3	at Pacific Invitational
7	North Idaho, 7 p.m.
10	at Big Bend Invitational
29	at Oregon Classic

### January

4	Pacific Lutheran, 7 p.m.
7	at PLU Invitational
10	at Yakima Valley, 7 p.m.
14	at Clackamas Invitational
26	Simon Fraser, 7 p.m.
27	Pacific, 7 p.m.
28	CWU Invitational
31	at North Idaho, 7:30 p.m.

### February

3-4	at NAIA Dual Nationals, Las Vegas
11	at Southern Oregon, 2 p.m.
17	at Pacific Lutheran, 7:30 p.m.
18	at Simon Fraser, 4 p.m.
25	Pacific Northwest regionals

### March

10-11	at NAIA Nationals
-------	-------------------