


# CENTRAL BASKETBALL

1998-1999 MEDIA GUIDE



# CWU ATHLETIC STAFF

ATHLETIC OFFICE 509-963-1914

## ADMINISTRATIVE STAFF

	OFFICE	HOME
Gary Frederick/Athletic Director .....	963-1904	925-4027
Bonnie Petersen/Athletic Business Manager .....	963-2021	968-9344
Paula Romeo/Compliance Officer .....	963-1681	925-2752
Gary Smith/Athletic Trainer .....	963-1938	925-3887
Kelli Steele/Assistant Trainer .....	963-3238	933-2131
Bob Guptill/Sports Information Director .....	963-1485	962-2575
Brett Manock/Athletic Development .....	963-1420	963-9043

## BASKETBALL

Greg Sparling/Men's Head Coach .....	963-1926	925-4930
Mike Burns/Men's Assistant .....	963-1949	933-2247
Jeff Whitney/Women's Head Coach .....	963-1934	925-3622
Karla Hawes/Women's Assistant .....	963-1934	

## SWIMMING

Chad Youngquist/Swimming .....	963-3010	925-7599
--------------------------------	----------	----------

## WRESTLING

Kevin Pine/Wrestling .....	963-1907	933-1455
----------------------------	----------	----------

## OTHER SPORTS

John Zamberlin/Football .....	963-1910	933-2083
Jerrold Fleury/Women's Soccer .....	963-1939	933-2791
Mario Andaya/Volleyball .....	963-1983	962-4287
Kevin Adkisson/Cross Country .....	963-1956	962-1338
Desi Storey/Baseball .....	963-3018	968-3533
Gary Frederick/Women's Softball .....	963-1904	925-4027
John Picha/Track & Field .....	963-1946	925-9176

**ADDITIONAL NUMBERS:** Pool - 963-1933. **Football Meeting Room** - 963-1946. **Training Room** - 963-3238. **Equipment Room** - 963-1942. **Fax (Athletics)** - 963-2390. **Fax (SID)** - 963-2351. **E-mail:** Sports Information - guptillr@cwu.edu.

For information regarding any phase of Central Washington University athletics, contact Bob Guptill (Sports Information Director, Ellensburg, WA 98926-7570). The SID office is located in the upper gym in Nicholson Pavilion.

## TABLE OF CONTENTS

Athletic Staff/Athletic Director .....	Inside Front
CWU Coaching and Support Staff .....	1-2
PacWest Conference .....	2
1998-99 Roster .....	3
Player Profiles .....	3-6
1998-99 PacWest Opponents .....	7-9
1997-98 Statistics .....	10
1997-98 Conference Review .....	11-12
Conference/District History .....	13-14
Leo Nicholson Award .....	14
The Past .....	15-16
The Record Book .....	17
Winning Streaks .....	17
Season and Career Leaders .....	18-19
Outstanding Game .....	19-20
All-Time Scores .....	20-25
Won-Loss Records .....	26-27
Award Winners & All-Stars .....	28
President/About The University .....	Inside Back
NCAA .....	Inside Back
1998-99 Schedule .....	Back

## GARY FREDERICK

Athletic Director, 18th Year



Gary Frederick, who has been Central Washington's athletic director since Sept., 1980, was inducted into the NAIA Hall-of-Fame last October at the NAIA National Convention in Kansas City, Mo.

Frederick is in his 18th year as CWU's athletic director. He was selected the NAIA National Administrator of the Year for the 1987-88 year.

During Frederick's tenure at CWU, he helped develop the Wildcat athletic program into one of the top NAIA small-college programs in the country. Now under Frederick's leadership, the university will move its athletic program into the PacWest Conference and NCAA Division II affiliation beginning this fall.

For 10 consecutive years between 1982-83 and 1991-92, CWU was ranked in the Top 8 in the NAIA Men's All-Sports competition. Central won the 1986-87 men's all-sports title.

Frederick, 61, has a long affiliation with Central. After graduating from Raymond High School in 1955 where he was all-conference in football, basketball and baseball, he enrolled here.

He lettered in football three years (1956-58) and earned second team all-conference honors in 1957 and first team honors in 1958 at offensive center.

He graduated in 1959 with a bachelor of arts degree in education and later earned a masters in physical education from Central and a doctorate in secondary education from the University of Idaho in 1974.

Frederick coached basketball and baseball at Thorp High School (1959-60); football, basketball and track at Waitsburg High School (1960-63) and football and baseball at Central Kitsap (1963-67) before returning to Ellensburg in 1967.

From 1967 until 1983, he served as an assistant football coach and was head baseball coach from 1968 until 1978 when he resigned to take over the chairmanship of the physical education department.

He gave up the that job when he was named to succeed Adrian "Bink" Beamer as athletic director in the fall of 1980.

Frederick is CWU's winningest baseball coach. In 11 seasons his teams won 234 games and lost 147 and qualified for the NAIA College World Series in 1968 and 1970. Three times (1969, 1970 and 1971) he was named District 1 Coach-of-the-Year.

Frederick also served as CWU's women's basketball coach between 1983 and 1993. In 11 seasons, his teams won 164 games and lost 146 and twice (1986 and 1988) he was named District 1 Coach-of-the-Year. In the 1987-88 season, he led CWU to a 31-5 overall record and its only District 1 title.

For the past three springs, Frederick has served the university as its women's softball coach, compiling a record of 43-56.

Frederick was on sabbatical during the 1993-94 school year and served the NAIA as its interim Director of Championship Events.

**Misc:** Born 7-16-37 at Hoquiam. Wife's name is Bobbi. Has three adult sons, Brooke, Rick and Rob. Bobbi has two adult children, Anna, and David.

## CWU THUMBNAIL FACTS

Location .....	Ellensburg, Wash. 98926
Founded .....	1891
Enrollment .....	8,436
President .....	Dr. Ivory Nelson
Faculty Athletic Rep .....	Dr. Clinton Duncan
Colors .....	Crimson and Black
Nickname .....	Wildcats
Stadium .....	Tomlinson (4000)
Pavilion .....	Nicholson (3600)



## CWU COACHING STAFF

### GREG SPARLING

**Head Coach (4th Year, 54-40)**

Greg Sparling begins his fourth full-season as head coach at his alma mater this winter. The Wildcat mentor, who reached his 30th birthday only last summer, has put together an impressive record in his first three seasons.

He led the Wildcats to back-to-back Pacific Northwest Athletic Conference titles the past two seasons, each time winning two games at the NAIA national tournament in Tulsa to reach the quarterfinal round. Sparling was voted the PNWAC Coach-of-the-Year by his peers following both seasons.

Both seasons the Wildcats came into the tournament unseeded, then defeated the No. 5 seeded team in the opening round, continuing the great history of upsets CWU has enjoyed over the years at the national tournament.

In three trips to Tulsa, including the 1994-95 season when he took over after the death of Gil Coleman, Sparling has led CWU to five victories.

Last winter the Wildcats posted a 19-11 record, including a 7-3 conference mark, under Sparling's leadership. CWU beat Union, Tenn. 73-64 and Olivet Nazarene, Ill. 80-74 before losing to eventual champion Georgetown, Ky., 92-79 in the national tournament.

Two years ago, the Wildcats finished with an 18-13 record, including wins over Incarnate Word, Tex., and Azusa Pacific at the tournament.

A 1993 graduate of CWU in art with a minor in art history, Sparling was an assistant to Coleman for three seasons before taking over as head coach.

He replaced Coleman after Gil became ill in February, 1995 and guided the Wildcats to a 6-4 record, including a 2-1 mark after being officially named the interim coach upon the death of Coleman on Mar. 6.

Under Sparling, the Wildcats posted a 15-15 record in his rookie campaign, reaching the semifinal round of the PNWAC playoffs where they lost to regular-season champion Seattle University.

The CWU head mentor, who coached CWU's junior varsity in 1991-92, was the Wildcat co-captain in his senior season when he averaged 9.0 points and 5.7 rebounds. He also blocked 26 shots and was one of the team's top three-point shooters, converting on 36 percent (18 of 50). Twice he was selected CWU's Inspirational award winner.

Sparling played two seasons at Highline Community College after graduating from Juanita High School in Kirkland before transferring to Central.

At Juanita, where he played under Coleman, Sparling earned three letters in basketball and won second team all-league honors. He was the team captain and Most Improved award winner in his senior season.

At Highline, he was a NWAACC all-star in his sophomore campaign and was twice the team captain. He was also the Inspirational award winner in his sophomore season.

**Misc:** Born 6-4-68 at Seattle. Has two brothers, one of whom (Don) played in Kansas City Royal baseball organization. Married Kristin Lesparance, a former CWU track-and-field athlete, in Aug., 1995. They have one son, Coleman Michael, who was born July 4, 1997, and are expecting a second child next April.



### MIKE BURNS

**Assistant Coach (3rd Year)**

Mike Burns, a 1980 graduate of Tyee High School, begins his third season on the CWU coaching staff this winter. In Burns' previous two seasons as head coach Greg Sparling's No. 1 assistant, the Wildcats have won 37 games and twice reached the quarterfinal round of the NAIA national tournament.

Burns, who is completing work on a degree in education, has the primary responsibility for coordinating the defense. Both years CWU has led the conference in turnover margin.

Prior to joining the CWU coaching staff, Burns, 36, served as the co-head coach at Tyee High School, leading his alma mater to a record of 7-11. They had won only four games in their previous three years. Prior to taking over the Tyee program, Burns was an assistant at Highline Community College in Des Moines for three years.

Burns attended Idaho State after graduating from Tyee where he earned three letters in basketball and also competed in track and field.

He then worked in the field of concert promotion for several years before deciding to return to school to get back into the coaching field.

**Misc:** Born 5-14-62 at Tacoma. Married. Wife's name is Mary.



### ERIC MACGREGOR

**Assistant Coach (2nd Season)**

Eric MacGregor, 30, is in his second season on CWU's coaching staff as he pursues a degree in leisure services.

He is a 1987 graduate of Cleveland High School in Seattle where he earned three letters in football and basketball and one baseball.

Prior to enrolling at CWU, Eric played two seasons at Highline Community College (1991-92 and 1992-93). He averaged 15 points, three assists, two rebounds and two steals for the Thunderbirds.

**Misc:** Born 11-25-68 at Spokane. Father (Wayne) competed in gymnastics at Eastern Washington University. Married. Wife's name is Karla. Has one brother.




### TODD NEALEY

**Assistant Coach (1st Year)**

Todd Nealey, 24, is in his first season on Central Washington University's coaching staff. Two years ago, Nealey earned Pacific Northwest Conference all-star honors for the Wildcats at the point guard position. He was also selected as the winner of the Ken Broches Coaches award.

Nealey averaged 11.9 points and had 150 assists to help lead the Wildcats to the PNWAC title and a quarterfinal berth in the NAIA national tournament. Nealey's assist total was the eighth best single-season mark in school history.

The CWU guard had three games in which he was credited with 10 or more assists, including a conference record 13 against



Simon Fraser . He also scored 31 points in a game against Western Washington, the most points ever for a CWU point guard.

Nealey is a 1993 graduate of LaCrosse High School where he earned nine letters, including two in football, four in basketball and three in baseball. In basketball, he earned all-state honors.

He played two seasons at Big Bend and one at Northwest College prior to enrolling at CWU. At Big Bend, he was a two-time NWAAC all-tournament selection. At Northwest, he earned NCCAA (National Christian Collegiate Athletic Association) All-American honors. He was the team captain at both schools.

**Misc:** Born 12-15-74 at Spokane. Communications major. Planning career in broadcasting. Has one brother and one sister. Father (Todd) played basketball at Whitworth. Was ASB representative in high school and ASB president at Big Bend.

## SUPPORT STAFF

### Brett Manock

#### Assistant Athletic Director - Development (1st Year)

Brett Manock was hired last December to become Central's first full-time fundraiser for the athletic department.

He is responsible for raising the funds for Central's 12 athletic teams, most of which now compete at the NCAA level.

Previous to being hired at Central, Manock was the assistant director of the Cardinal Athletic Fund at the University of Louisville, where he was responsible for coordinating fundraising strategies for that school's athletic association fund.

Manock holds master's degrees in sports administration from Western Illinois University and in Biblical Counseling from Colorado Christian University in addition to a bachelor's degree in finance from Illinois State University.



### GARY SMITH

#### Athletic Trainer (31st Year)

Gary Smith, 60, has been the athletic trainer at Central Washington since 1968.

Smith, a past president of the NAIA Athletic Trainers Association, is a member of the NAIA, Northwest Trainers Association, and Central Washington University Halls of Fame.

He was elected for meritorious service and was inducted in the NAIA Hall-of-Fame in March, 1985. He was only the second trainer so honored. Smith was inducted into CWU's Hall-of-Fame in 1991, and the Northwest Trainers Association Hall of Fame last March.

A member of the NAIA Medical Aspects committee, Smith has worked at national championship events in baseball, wrestling and track-and-field and at the Hula Bowl football game.

He was on the medical staff for the World University Games in Bulgaria in 1978 and for the Cup of Nations tournament in Bogota in 1974.

Smith also spent two weeks working at the Olympic Development Camp in Colorado Springs, Colo., in the summer of 1987. Smith was born July 27, 1938, at Charlevoix, Mich., and graduated from Charlevoix High School in 1956.

After a stint in the military, he attended North Central Michigan College, earning an associate of science degree in 1962.

He then enrolled at Northern Michigan University and was



granted a bachelor of science degree in 1964. He received his masters of science degree from Indiana University in 1965.

He played football and track in high school, earning all-conference honors in football. He also lettered in track at Northern Michigan.

Before accepting his position at CWU, he was head trainer for Punahou High School in Hawaii for three years.

Smith and his wife, Elizabeth, were married in 1961. They have two adult children - Julie Marie and Michael Allen.

### Kelli Steele

#### Assistant Athletic Trainer (2nd Year)

Kelli Steele is in her second season as CWU's assistant athletic trainer. She has the primary responsibility for the women's athletic teams.

Steele, 31, works under head trainer Gary Smith. Smith has been CWU's athletic trainer since 1968. He is a past president of the NAIA Athletic Trainers Association and is a member of the NAIA and Central Washington University Hall-of-Fames.

Steele, 30, is the first full-time assistant trainer Smith has had during his 31 years at CWU. She is a 1991 graduate of CWU, earning a bachelor's degree in physical education. Between 1992 and 1994 she was an athletic trainer and teacher at Eisenhower High School in Yakima.

For the previous two seasons prior to being named a full-time assistant, she served as a graduate assistant at CWU, while earning a master's degree.



## PacWest Conference

The Pacific West Conference, with roots extending back to 1981, continues in its quest to bring together some of the most successful and well-respected athletic programs in the West.

Beginning last fall, that movement intensified with the merger of existing members from the PacWest and PNWAC along with Western Oregon, Humboldt State, Hawaii Pacific and BYU-Hawaii.

The Pacific West Conference was initially formed by a merger of the Great Northwest and Continental Divide conferences in May of 1992. It is now comprised of 16 NCAA Division II programs from seven states and British Columbia.

The Pac West will sponsor championships this season in men's and women's basketball, men's and women's cross country, women's volleyball, softball and men's and women's track-and-field.

Central will compete in the West Division along with Lewis-Clark State, Saint Martin's, Simon Fraser, Western Oregon, Seattle Pacific, Western Washington and Humboldt State. Alaska-Anchorage, Alaska-Fairbanks, Hawaii Pacific, BYU-Hawaii, Chaminade, Hawaii-Hilo, Montana State-Billings and Western New Mexico make up the Pacific Division.

The PacWest, which covers four time zones, is truly a unique conference. It is also a most competitive coalition. PacWest member Hawaii Pacific won the NCAA Division II national volleyball title this fall. Five current PacWest men's basketball members competed in NAIA or NCAA post-season play last year.




# THE PLAYERS

No.	Name	Pos.	Ht	Cl.	Exp	Hometown (High School)
10	Justin Bursch	G	6-1	So.	1V	Spokane (Ferris)
13	Keith Hennig	G	6-1	Sr.	1V	Longview (R.A. Long - LCC)
20	Derrick Elliott	G	6-0	Sr.	TR	Seattle (Franklin - U. Idaho)
22	Simon Dubiel	G	6-0	Sr.	1V	Bellingham (Sehome - Centralia CC)
23	Carson Payne	F	6-4	Jr.	JC	Vancouver (Mountain View - Clark CC)
24	Parker Barth	G	5-10	Fr.	RS	Pateros
25	Tyce Nasinec	F	6-4	Sr.	3V	Puyallup (Rogers)
30	Bryan Streleski	G	6-0	Jr.	JC	Spanaway (Bethel - Tacoma CC)
32	Eric Davis	G	6-1	Sr.	1V	Ephrata
33	Rem Sackmann	F	6-5	Sr.	2V	Longview (Mark Morris - Centralia CC)
40	Corby Schuh	G	6-4	Jr.	JC	Spokane (Central Valley - Everett CC)
42	Marty DeLange	F	6-6	So.	JC	Lynden (HCC)
44	Dazmond Kinlow	C	6-9	Jr.	JC	Tacoma (Stadium - Tacoma CC)
54	Mikel Ward	C	6-9	Jr.	JC	Okanogan (Wenatchee Valley)
RS	Jabari Anderson	F	6-5	Sr.	1V	Los Angeles, CA (Banning)
RS	Paul Felker	G	6-4	Jr.	JC	Enumclaw (Olympic)
RS	Brandon Rinta	G	6-3	Jr.	JC	Chehalis (Yakima Valley)

## JABARI KILI ANDERSON

Forward, 6-5, 210, Sr.  
Los Angeles, CA - Banning

**High School:** Graduated from Banning High School in Los Angeles in 1991. Earned two letters in basketball and two in track-and-field. Was honorable mention McDonald's Prep All-American in basketball. Averaged 36 points per game, including high of 59 against Crenshaw, to earn first team all-state. Also averaged eight rebounds and five assists. Ran 100 and 200 in track and also competed in long jump. **College:** Played freshman season at Ventura College in 1991-92 and one season at Columbia Basin College (1992-93). Averaged 10 points leading Ventura to 33-5 record. Played in Denver ProAm league in summer of 1996, averaging 20 points, seven rebounds and four assists per game, including high of 44 against Chauncy Billups. . . Missed early season games last season after having surgery to remove calcium deposits from right ankle and was never completely healthy. Will redshirt this year because of ankle problems. **Misc:** Born 4-28-73 at Granada Hills, Calif. Communications major. Planning career in broadcasting. Has two brothers and one sister. Married. Wife's name is Juey. Has two daughters, Tuileisa Akila, 2, and Kili, 1.




Competed in state meet freshman and senior season in golf. **College:** Redshirted last season. Is a tough hard-nosed player. Plays tough, aggressive defense. **Misc:** Born 5-6-79 at Coupeville. Physical education major. Wants to be a coach. Has two sisters. Father (Don) is golf coach at Pateros.

## JUSTIN BURSCH

Guard, 6-1, 185, So.  
Spokane - Ferris

**High School:** Graduated from Ferris High School in 1997. Lettered in football (3), basketball (3) and track-and-field (2). Played quarterback in football. Two-time Team MVP. Team captain senior season. Finished high school career as No. 3 ranked passer in Greater Spokane League history. Posted fifth and 10th best single-season seasons in GSL. Earned all-state honors in basketball. Most Inspirational award winner junior season. Best Defense junior and senior seasons. Team captain senior year. Averaged 12 points, four rebounds, five assists and three steals senior year leading team to third-place finish in State Class AAA tournament. Competed in high jump and triple jump in track. **College:** Started 21 games at point guard freshman season. Averaged 4.8 points and 2.2 assists. Scored season-high 13 points against Cal State - San Bernardino (Jan. 2). Had season-high six assists twice in NAIA national tournament (versus Union, Tenn., and Georgetown, KY). After shaky start, made 16 of last 19 free throws, including all six at nationals. . . Is bigger and stronger this winter. Has excellent work ethic. Sees floor well and can pass the ball on a dime. Also is good shooter. **Misc:** Born 7-28-78 at Clarkston. Had 3.8 GPA in high school. Presidential Achievement award winner. Member of National Honor Society. Was ASB class officer. Was also active in church and in Bible study group. Business major. Has two brothers and one sister. Uncle (Steve Olson) played quarterback at Idaho. Cousin (Chad Carpenter) played wide receiver for Washington State and Phoenix Cardinals. In spare time enjoys climbing mountains and scuba diving.



	Total		3-PT		FT	FTA	PCT	OR	Reb	Avg.	PF	D	Pts	Avg.	Ast.	TO	B	St.	Min	RP		
	G	FG	FGA	PCT																		
1997-98	16	15	45	33.3	6	17	35.3	8	10	80.0	8	18	1.1	19-0	44	2.8	5	9	1	5	129	0.71
Totals	16	15	45	33.3	6	17	35.3	8	10	80.0	8	18	1.1	19-0	44	2.8	5	9	1	5	129	0.71

## PARKER BARTH

Guard, 5-10, 155, Fr.  
Pateros

**High School:** Graduated from Pateros High School in 1997. Lettered in football (4), basketball (4) and golf (4). Played running back and defensive back in football. All-league defensive back junior and senior season. All-league running back senior season. All-state and Team MVP senior season. All-league junior and senior season in basketball. Class B all-state selection senior season. Played on state championship teams in football and basketball.





	Total		3-PT		FT	FTA	PCT	OR	Reb	Avg.	PF	D	Pts	Avg.	Ast.	TO	B	St.	Min	RP		
	G	FG	FGA	PCT																		
1997-98	28	39	107	36.4	26	76	34.2	30	50	60.0	9	46	1.6	87-5	134	4.8	62	86	3	23	564	0.71
Totals	28	39	107	36.4	26	76	34.2	30	50	60.0	9	46	1.6	87-5	134	4.8	62	86	3	23	564	0.71

## ERIC DAVIS

Guard, 6-1, 205, Sr.  
Ephrata

**High School:** Graduated from Ephrata High School in 1994. Lettered in cross country (2), basketball (3), soccer (2) and golf (2). Twice voted first team all-league on basketball. Voted to all-state tournament team junior year when he led Ephrata to state championship. Second team all-state and team captain senior season. Averaged 23.1 points per game junior season and 26.5 senior year. Most Inspirational award winner in soccer. **College:** Played two seasons at Walla Walla CC. Team captain and Co-MVP. Second team all-league. Averaged 18.7 points, 3.6 rebounds and 3.2 assists sophomore season. Made 98 of 251 three-point shots (39.0). Also converted on 72.3 percent of foul shots (68-94). Played sixth-man role for Wildcats two years ago. Averaged 8.4 points per game. Led team in three-pointers made with 61, which ranks seventh on school's all-time single-season list. Keyed second-half comeback win in national tournament over Azusa Pacific, scoring 17 points, hitting on five-of-seven three-point shots. Had season-high 20 points in conference semi-final playoff win over St. Martin's, connecting on six of 11 three-point shots. . . Played in just two games last season before missing remainder of year with ankle injury. . . Ranks fifth on career three-point field goal percentage list (38.2) and 10th in total three-pointers made (63). . . Will miss first three-to-five weeks of season with back injury. Has improved strength. Is clutch player. **Misc:** Born 7-12-76 at Wenatchee. Special education major. Planning career in teaching and coaching. Was a class representative in high school. Was on school chess team. Has one sister.




former Ellensburg and CWU football standout Pat Fitterer. Honorable mention all-league. Led team in scoring, averaging 14 points per game. Played shortstop in baseball. Team captain. Played in regional feeder game and earned honorable mention all-state honors. Set school record for stolen bases. **College:** Played two seasons at Centralia CC. Averaged 18 points sophomore year to earn NWAACC all-star honors. Shot 82 percent from foul line and 40 percent from three-point line. Honorable mention all-league as freshman. Team captain of NWAACC sophomore all-star team. . . Ranked fourth for CWU in scoring last season, averaging 10.5 points per game. Ranked third in assists with 90. Scored season-high 25 points (6 of 9 on three-pointers) in five-point home loss to BYU-Hawaii. Scored 21 points twice, including in 76-73 win at Western Washington. Hit three-point shot at buzzer to break tie. Had team-high 12 assists against Cascade (Nov. 29). Hit 60 three-point shots, the 10th best single-season total in school history. **Misc:** Born 4-2-77 at Bellingham. Marketing and economics major. Had 3.5 GPA in high school. Has one brother and one sister.

	Total		3-PT		FT		OR		Reb		PF-D		Pts	Avg.	Ast.	TO	B St.	Min	RP		
	G	FG	FGA	PCT	FG	FGA	PCT	FT	FTA	PCT	OR	Reb								Avg.	PF
1997-98	30	95	225	42.2	60	151	39.7	64	89	71.9	23	71	2.4	56-0	314	10.5	90	99	6.49	779	1.13
Totals	30	95	225	42.2	60	151	39.7	64	89	71.9	23	71	2.4	56-0	314	10.5	90	99	6.49	779	1.13

## DERRICK ELLIOTT

Guard, 5-11, 180, Sr.  
Seattle - Franklin


**High School:** Graduated from Franklin in 1993. Lettered in basketball and baseball. All-state point guard twice. Played shortstop in baseball. **College:** Played at Utah Valley CC and North Idaho JC prior to enrolling at the University of Idaho for junior season. Team Captain and MVP at Utah Valley. MVP of Region 18. Played in 25 games for Vandals in 1996-97 season, starting eight. Averaged 5.2 points and 3.2 assists. Played 656 minutes. Converted on 37 of 109 field goal attempts, including 27 of 73 three-point shots. Made 28 of 53 foul shots. Had total of 43 steals. Scored season-high 13 points against University of Washington on Dec. 3. Had eight assists against Idaho State on Dec. 5. Also had seven steals against Idaho State on Nov. 27. . . Redshirted for Wildcats last season. Will be one of top guards in PacWest Conference this season. Has great quickness and court smarts. Very good at hitting open man. **Misc:** Born 10-26-75 at Seattle. General studies major. Has one brother. Cousin Sean Elliott plays for San Antonio Spurs.



## MARTY DELANGE

Forward, 6-6, 215, So.  
Lynden


**High School:** Graduated from Lynden High School in 1997. Lettered in football (1) and basketball (4). Second team all-league wide receiver in football. Played post position in basketball. Second team all-league. Helped team to third and sixth-place finishes at State Class A tournament. **College:** Played one season at Highline CC for former CWU player Joe Callero. Team won NWAACC title. . . Is a good rebounder. Also has ability to score from inside our outside. **Misc:** Born 4-13-79 at Fresno, Calif. Has three brothers. Geography major. Was member of FFA in high school.



## PAUL FELKER

Guard, 6-4, 185, Jr.  
Enumclaw

**High School:** Graduated from Enumclaw in 1996. Earned three letters in basketball. First team all-league junior and senior season. Averaged 18 points per game and shot 50 percent from three-point line senior season. **College:** Played two seasons at Olympic College. Will redshirt



	Total		3-PT		FT		OR		Reb		PF-D		Pts	Avg.	Ast.	TO	B St.	Min	RP		
	G	FG	FGA	PCT	FG	FGA	PCT	FT	FTA	PCT	OR	Reb								Avg.	PF
1996-97	31	85	228	37.3	61	158	38.6	28	41	68.3	30	90	2.9	36-0	259	8.4	29	24	1.19	706	1.07
1997-98	2	3	12	25.0	2	7	28.6	1	5	20.0	0	1	0.5	4-0	9	4.5	3	2	0	36	0.59
Totals	33	88	240	36.7	63	165	38.2	29	46	63.0	30	91	2.8	40-0	268	8.1	32	26	1.21	742	1.03

## SIMON DUBIEL

Guard, 6-0, 190, Sr.  
Bellingham - Sehome

**High School:** Graduated from Sehome High School in 1995. Lettered in basketball (2) and baseball (3). Played basketball for




this season for Wildcats. **Misc:** Born 12-19-77 at Omaha, Neb. Education major. Wants to be high school English teacher. Has one brother and one sister.

## KEITH HENNIG

6-1, 185, Sr.

Longview




**High School:** Graduated from R.A. Long High School in Longview in 1995. Earned 10 letters - three in cross country, two in basketball, three in tennis and two in track-and-field. Most Valuable Runner junior and senior season in cross country. Honorable mention all-league junior season in basketball. Best Defense award winner. Competed in mile, high jump and long jump in track-and-field. **College:** Played two seasons at Lower Columbia. Scholar-Athlete award winner sophomore season. Played backup role last season, averaging 16 minutes per game. Scored season-high 16 points against Cascade (Nov. 29). . .Will be a defensive stopper this winter for Wildcats. Has good quickness and added muscle from last season. Playing with lot more confidence. **Misc:** Born 7-21-76 at Longview. History education major. Had 3.7 GPA in high school. Wants to be a teacher or lawyer. Sister (Laura) plays rugby at CWU.

	Total					3-PT					Pts	Avg.	Ast.	TO	B	St.	Min	RP				
	G	FG	FGA	PCT	FT	FTA	PCT	OR	Reb	Pf-D												
1997-98	28	40	80	50.0	18	45	40.0	28	42	66.7	19	50	1.8	41.0	126	4.5	29	23	2	16	460	1.22
Totals	28	40	80	50.0	18	45	40.0	28	42	66.7	19	50	1.8	41.0	126	4.5	29	23	2	16	460	1.22

## DAZMOND KINLOW

Center, 6-9, Jr.

Tacoma - Stadium




**High School:** Graduated from Stadium High School in 1995. Lettered in basketball and track-and-field. Second team all-league center in basketball. Competed in high jump, long jump and triple jump in track-and-field. **College:** Played two seasons at Tacoma CC. First team NWAACC center sophomore season. Averaged 15.2 points and 9.7 rebounds. Also blocked 148 shots. Played 16 games freshman season before breaking hand. Averaged 10.3 points and 11.9 rebounds. Blocked 110 shots. Holds TCC season and career records for rebounds (283, 483), rebound average (11.9, 10.5), blocks (148, 258) and blocking average (6.9, 5.7). Also holds single-game records for blocks (12) and rebounds (20). Had two triple doubles (11 points, 11 rebounds, 12 blocks vs. South Puget Sound, Jan. 13, 1996 and 16 points, 20 rebounds, 10 blocks vs. Skagit Valley, Nov. 27, 1995). . .Not eligible until winter quarter. Will give CWU good athleticism inside. Good rebounder. Will also block and alter a lot of shots. **Misc:** Born 9-29-76 at Tacoma. Has three brothers and three sisters. Undecided on major. Has two-year-old son, Stais Terrell Kinlow.

**Did You Know:** Before joining the NCAA, CWU made more appearances in the NAIA national basketball tournament and won more games than any other school. The Wildcats participated in 27 tournaments and won 46 games. Dean Nicholson coached 38 of the victories (he played in the two of the other wins) and is the winningest coach in the history of the tournament.

## TYCE NASINEC

Guard, 6-4, 190, Sr.

Puyallup - Rogers




**High School:** Graduated from Rogers in 1995. Tacoma Athletic Commission Athlete-of-the-Year award winner. Lettered in football (3) and basketball (3). Team MVP, League MVP and selected to all-area team in basketball junior and senior seasons. Most Improved award winner sophomore season. Averaged 23 points to earn second team all-state senior season. Played quarterback and safety in football. First team all-league safety senior season. Team captain and Defensive Back-of-the-Year. **College:** Ranks 13th on school career scoring list with 1,041 points entering senior season. Also ranks third in three-pointers made (130), sixth in three-point percentage (37.8), seventh in steals (131), fifth in turnovers (205) and fifth in minutes played (2383). . .Earned honorable mention All-American honors last season. Ranked second on team in scoring (16.6) and steals (51). Lead team in assists with 102. Made 65 three-point field goals, fifth highest single-season total in school history. Scored career-high 36 points in 94-81 win over Hawaii Pacific (Feb. 14). Scored 31 in 90-79 win against Western Washington (Feb. 19). Had 10 assists against Seattle Pacific (Feb. 9). . .Played significant minutes as true freshman. Averaged 6.6 points and 2.4 rebounds in 30 games, starting seven. Also had 43 assists and 36 steals. Had best steal to minute ratio on team. Scored season-high 16 points against Northwest Nazarene and had career-high eight rebounds in 79-76 playoff win over St. Martin's. . .Started all 31 games sophomore season. Second leading scorer on team averaging 12.2 points. Made 44 of 110 three-point shots. Ranked second on team in assists with 75 and third in steals with 44. Had season-high 27 points against Simon Fraser on Jan. 9. . .Team co-captain sophomore and junior season. Won Ken Broches Coaches award freshman season and Hustle Award sophomore year. **Misc:** Born 6-22-76 at Seattle. Has two brothers. Business/marketing major. Posted 3.3 GPA in high school. Was active in DARE and Young Life in high school.

	Total					3-PT					Pts	Avg.	Ast.	TO	B	St.	Min	RP				
	G	FG	FGA	PCT	FT	FTA	PCT	OR	Reb	Pf-D												
1995-96	30	73	163	44.8	21	62	33.9	30	40	75.0	29	71	2.4	71.1	197	6.6	43	36	8	36	627	1.09
1996-97	31	132	273	48.4	44	110	40.0	70	94	74.5	33	88	2.8	103.4	378	12.2	75	78	7	44	907	1.07
1997-98	28	162	347	46.7	65	172	37.8	77	94	81.9	22	80	2.9	86.3	466	16.6	102	91	10	51	849	1.18
Totals	89	367	783	46.9	130	344	37.8	177	228	77.6	84	239	2.7	260.8	1041	11.7	220	205	25	131	2383	1.12

## CARSON PAYNE

Forward, 6-4, Jr.

Vancouver - Mountain View




**High School:** Graduated from Mountain View in 1996. Played two seasons at Jesuit High School in Portland, Ore., prior to completing his prep career at Mountain View. At Jesuit, earned honorable mention all-state honors. First-team Greater St. Helens League all-star at Mountain View. **College:** Played two seasons at Clark CC. Twice was selected a second team NWAACC West region all-star. Averaged 18.9 points per game sophomore year. Scored 20 or more points 14 times, including a high of 36 against Green River. Averaged 6.3 rebounds, including season-high 14 against Lower Columbia. . .Can shoot the three and he can also score off the dribble. Has excellent leaping ability and is a good

rebounder. Has a great nose for the basketball. **Misc:** Born 4-27-78 at Vancouver. Biology major. Planning career in optometry or podiatry. Father (Richard) played basketball at Washington State and Pacific. Brother (Barton) played soccer at Loyola Marymount and now plays professionally in Germany. Also has one sister.

## BRANDON RINTA


Guard, 6-3, 205, Jr.  
Chehalis



**High School:** Graduated from W.F. West in Chehalis in 1995. Lettered in football (2) and basketball (4). Running back and wide receiver in football. Team MVP and second team all-league senior season. Played point guard in basketball for former CWU assistant coach Dennis Bower. Black Hills League MVP and all-state senior year. Team Captain, Team MVP and first team all-league junior and senior seasons. **College:** Played forward position for two seasons under Dean Nicholson and Leon Rice at Yakima Valley. Honorable mention all-league freshman year. First team all-league, Team Captain and Team MVP sophomore season. Most Inspirational award winner freshman and sophomore years. Averaged 13.3 points and 7.2 rebounds sophomore year. Also had 74 assists, 69 steals and 30 blocks, leading team in latter two categories. .Will redshirt this winter for Wildcats. **Misc:** Born 2-3-77 at Olympia. Physical education major. Plans to be a teacher and coach. Posted 3.35 grade point average in high school.

## REM SACKMANN

Forward, 6-5, 210, Jr.  
Longview - Mark Morris




**High School:** Graduated from Mark Morris High School in 1994 after attending school for three years at Arroyo Grande in California. Three-year starter in basketball. Was Greater St. Helens League MVP and all-area senior season. Hit on seven-of-nine three-point attempts in game against R.A. Long. **College:** Played one season at Centralia CC averaging 10 points and eight rebounds. before missing 1995-96 season after breaking foot. Played key reserve role for Wildcats sophomore and junior seasons backing up All-Americans Willie Thomas and Leon Johnson. Had season-high six points sophomore year against Hawaii Pacific on Jan. 18. Had four rebounds in four different games. Led team in rebounds per 40 minutes junior season averaging 10.0. Season-high 11 rebounds against nationally-ranked BYU-Hawaii Jan. 15. Scored career-high 14 points against Seattle Nov. 22. .Is good rebounder and good defensive player. Also has ability to hit three-point shot. **Misc:** Born 8-2-75 at San Luis Obispo, Calif. Communication and sales major. Father (Lou) played football at the University of Washington. Uncle (Bill Bakamus) played basketball at the University of Puget Sound. Has one brother.

	Total		3-PT		FT/FTA	PCT	OR	Reb	Avg.	PF-D	Pts	Avg.	Ast.	TO	B	St.	Min	RP				
	G	FGA	PCT	FGA															PCT			
1996-97	24	7	21	33.3	0	3	0.0	10	19	52.6	12	30	1.3	18.0	24	1.0	4	5	0	1	111	0.77
1997-98	30	36	95	37.9	10	37	27.0	41	57	71.9	36	108	3.6	51.0	123	4.1	24	23	1	15	432	1.10
Totals	54	43	116	37.1	10	40	25.0	51	76	67.1	48	138	2.6	69.0	147	2.7	28	28	1	16	543	1.03

## CORBY SCHUH


Guard, 6-4, Jr.  
Spokane - Central Valley



**High School:** Graduated from Central Valley in 1996. Earned two letters in basketball and baseball. Two-time Greater Spokane League second-team all-star in basketball. Played first base in basketball. **College:** Played two seasons at Everett CC. First team NWAACC Northern Region all-star honors sophomore year. Averaged 24.6 points, 7.5 rebounds and 3.2 assists. .Can flat out shoot the basketball. Has ability to take over a game with his shooting and scoring ability, plus he has the size to post up and rebound. **Misc:** Born 2-1-78 at Spokane. Has one brother and two sisters. Math major. Plans to be math teacher and high school basketball coach. Had 3.5 grade point average in high school. Uncle (Dale Hutsell) played basketball for four seasons (1962-65).

## BRYAN STRELESKI


Guard, 6-0, 180, Jr.  
Spanaway - Bethel



**High School:** Graduated from Bethel in 1996. Lettered in football (3), basketball (3) and baseball (3). Played quarterback and free safety in football. All-league defensive back. Earned all-league, all-area and all-state honors in basketball. Played in all-state game and Oregon-Washington all-star game. Played centerfield and third base in baseball, earning all-league honors. **College:** Played two seasons at Tacoma CC for former CWU assistant Carl Howell. Team captain both seasons. Averaged 14.5 points and 4.9 assists sophomore year, leading TCC to a 21-7 record. Played in NWAACC sophomore all-star game. .Scored a career-high 39 points, including 35 in the second half, against Pierce College freshman year. Averaged 18.0 ppg, 3.8 assists and converted on school-record and NWAACC-best 88 percent of foul shots to earn second team Western region honors. Set school record for three-point attempts (262) freshman year. .Can play either the point or shooting guard position. Also is a very good defender and is a competitor from start to finish. Has the ability to take people to the rim. Also is good defender. **Misc:** Born 12-2-77 at Tacoma. Health education major. Plans to be teacher. Had 3.6 grade point average in high school.

## MIKEL WARD

Center, 6-9, Jr.  
Okanogan



**High School:** Graduated from Okanogan in 1996. Lettered in football (4), basketball (4) and track (4). Played offensive and defensive tackle in football. Twice selected all-league. Averaged 16 points, 13 rebounds and three blocks senior season to earn all-league honors in basketball. Competed in shot put and discus in track, twice qualifying for state meet. **College:** Played two seasons at Wenatchee Valley College. First team all-league sophomore. Averaged 14.3 points and NWAACC-best 11.1 rebounds, including 4.2 at the offensive end. .Very good rebounder. Also has ability to shoot the ball from outside. **Misc:** Born 4-16-77 at Omak. Law enforcement major. Wants to be a game warden. Has one sister.



# 1998-99 PacWest Opponents

Series: CWU 45, LCSC 20  
 SID: Mike Tatko  
 SID Phone: 208-799-2802

1997-98 Record: 9-18  
 Conference: PacWest  
 PNWAC Record: 3-7, 6th

## WESTERN DIVISION

### HUMBOLDT STATE

Dec. 5 at Arcata, Jan. 16 at Ellensburg

### LUMBERJACK INFORMATION

Location: Arcata, CA Fax Phone: 707-826-5961  
 Enrollment: 7,492 Lettermen: 6  
 Arena: East Gym (1,400) Starters: 2  
 Series: CWU 5, HSU 1 1997-98 Record: 11-15  
 SID: Dan Pambianco Conference: PacWest  
 SID Phone: (707) 826-3631 Conf. Record: 5-9 (NCAC)

**COACHING STAFF:** Head Coach - Tom Wood, UC - Davis '71 (229-237, 17 years). Assistants - Steve Kinder, Mike Hammond.

**RETURNING STARTERS:** Rod Tennell (G, 6-3, Sr., 10.4 ppg, 3.1 rpg), Carrie Williams (F, 6-7, Sr., 7.1 ppg, 4.5 rpg).

**OTHER RETURNING LETTERMEN:** Andy Westerholt (PG, 6-5, Jr., 2.5 ppg in 13 games), Adam Carewe (F, 6-4, Jr., 2.4 ppg in 21 games), Dave Demyan (F, 6-5, Jr., 6.0 ppg, 4.7 rpg), Kiah Ginsberg (G, 6-2, Sr., 3.2 ppg, 0.9 apg in 12 games).

**TOP NEWCOMERS:** Bobby Carruthers (C, 6-8, Jr., Oakland, ), Bobby Robinson (G, 6-3, Jr., San Diego City JC, 25 ppg), Ali Brooks (PG, 5-8, Jr., Merritt JC), J'ontar Coleman (F, 6-3, Fr., Oakland - Skyline)

**KEY LOSSES:** Traevon Louis (PG, ), Sean McCartney (F), Paul Burgess (G).

**SERIES FACT:** Win Streaks - 5 (1958-Current). Loss Streak - 1 (1958). Most Points - 108 (1967). Most Points Allowed - 81 (1967). Biggest Margins: Win - 27 (108-81 in 1967). Loss - 2 (51-49 in 1958). W-L Records: At Ellensburg - 0-0. At Nicholson Pavilion - 0-0. At Arcata - 1-1. Neutral Sites - 4-0.

### 1998-99 Schedule

Nov. 14	58	Oregon Tech	74	H	Jan. 14	*at Lewis-Clark State
Nov. 17	71	CS-Monterey Bay	56	H	Jan. 16	*at Central Washington
Nov. 20	50	+Southwest Baptist	70	N	Jan. 21	*at Montana State - Billings
Nov. 21	49	+UC-Davis	67	A	Jan. 23	*at Western New Mexico
Nov. 28	60	Sonoma State	69	H	Jan. 28	*Alaska - Fairbanks
Dec. 3	45	*Lewis-Clark State	47	H	Jan. 30	*Alaska - Anchorage
Dec. 5	53	*Central Washington	69	H	Feb. 4	*Western Washington
Dec. 10	66	*Western Washington	73	A	Feb. 6	*Simon Fraser
Dec. 12	78	*Simon Fraser	84	A	Feb. 12	*at St. Martin's
Dec. 29-30		at Chico Invitational (Chico State, Holy Names, Cal Poly - Pomona)			Feb. 13	*at Seattle Pacific
					Feb. 19	*Western Oregon
Jan. 2		*at Western Oregon				+Tournaments: UC-Davis Invitational (Nov. 20-21) - 0-2.
Jan. 7		*St. Martin's				
Jan. 9		*Seattle Pacific				

### LEWIS-CLARK STATE

Dec. 16 at Lewiston, Feb. 20 at Ellensburg

### WARRIOR INFORMATION

Location: Lewiston Fax Phone: 208-799-2075  
 Enrollment: 3,138 Lettermen: 6  
 Arena: Warrior Gym (2,000) Starters: 3

**COACHING STAFF:** Head Coach - George Pfeifer, Lewis-Clark State '79 (147-135, 9 years; Overall, 178-161, 11 years). Assistant - Tim Swanson.

**RETURNING STARTERS:** Jonathon George (F, 6-5, Sr., 17.4 ppg, 7.4 rpg, NAIA All-American honorable mention), Travis Homer (G, 6-5, Sr., 13.8 ppg, 4.2 rpg, .371 3-Pt FG, PNWAC HM).

**OTHER RETURNING LETTERMEN:** Scott Hoover (F, 6-5, Jr., 3.3 ppg, 3.8 rpg), Todd Phillips (G, 6-3, Sr., 3.9 ppg, 3.0 rpg), Josh Wilson (C, 6-10, So., 2.3 ppg, 1.9 rpg), Zac Wilson (C, 6-9, So., 2.9 ppg, 3.0 rpg, 1.0 bpg).

**TOP NEWCOMERS:** Zac Olson (G, 6-1, Jr., Salem, OR - Chemeketa, 20.0 ppg, 4.5 apg in 2 games for LCSC), Brian Gardner (G, 6-1, Fr., Fruitland — Boise State), Justin Brager (G, 6-5, Jr., Marysville, WA - WVC, 1996 NWAACC tournament MVP), Chris Harrison (F, 6-5, Sr., Houston, TX — Iona & North Idaho), Matt Haman (F, 6-5, Jr., Coos Bay, OR — Chemetka CC)

**KEY LOSSES:** Jared Mercer (13.6 ppg, HM PNWAC).

**SERIES FACTS:** Win Streaks - 8 (1978-81), 7 (1928-51). Loss Streak - 4 (1996-97). Most Points - 139 (1979). Most Points Allowed - 96 (1992). Biggest Margins: Win - 48 (139-91 in 1979). Loss - 31 (89-58 in 1996). W-L Records: At Ellensburg - 27-6. At Nicholson Pavilion - 25-5. At Lewiston - 16-14. Neutral Sites - 2-0.

### 1998-99 Schedule

Nov. 20	77	+Eastern Oregon	71	H	Jan. 12	at Whitworth
Nov. 21	66	+Whitworth	79	H	Jan. 14	*Humboldt State
Nov. 25	74	Montana St. - Billings	97	A	Jan. 16	*Western Oregon
Nov. 27	62	Montana Tech	58	N	Jan. 22	*Brigham Young - Hawaii
Nov. 28	83	Carroll	71	A	Jan. 23	*Hawaii Pacific
Dec. 3	47	*Humboldt State	45	A	Jan. 28	*at Chaminade
Dec. 5	91	*Western Oregon	69	A	Jan. 30	*at Hawaii - Hilo
Dec. 11	78	*St. Martin's	83	A	Feb. 4	*St. Martin's
Dec. 12	50	*Seattle Pacific	95	A	Feb. 6	*Seattle Pacific
Dec. 16	98	*CWU (3ot)	102	H	Feb. 11	*at Simon Fraser
Dec. 28		at CS - San Bernardino			Feb. 13	*at Western Washington
Dec. 29		at Cal - Northridge			Feb. 20	*at Central Washington
Jan. 1-2		+at Seattle Pacific Tournament				+Tournaments: Clearwater Casino (Nov. 20-21) - 1-1, 2nd. Carroll College (Nov. 27-28), Seattle Pacific (Jan. 1-2)
Jan. 7		*Simon Fraser				
Jan. 9		*Western Washington				

### ST. MARTIN'S

Dec. 12 at Lacey, Feb. 6 at Ellensburg

### SAINTS INFORMATION

Location: Lacey Fax Phone: 360-412-6191  
 Enrollment: 1050 Lettermen: 3  
 Arena: SMC Pavilion (4,300) Starters: 0  
 Series: CWU 125, SM 23 1997-98 Record: 9-18  
 SID: Bob Grisham Conference: PacWest  
 SID Phone: 360-438-4372 PNWAC Record: 7-5, 2nd

**COACHING STAFF:** Head Coach - Bob Grisham, College of Idaho '76 (176-186, 12 years). Assistants - Todd Abbott, Michael Ostlund.

**RETURNING STARTER:** None.

**OTHER RETURNING LETTERMEN:** Brian Remington (PG, 6-0, So., 3.9 PPG, 1.3 RPG, 19-44 three-pointers); Ryan Watkins (G, 6-0, Sr., 8.2 ppg, 1.2 rpg, 42-122 three-pointers); Michael Kruse (G, 6-0, Jr., 0.4 ppg, 0.6 rpg).

**TOP NEWCOMERS:** Nathan Miller (F, 6-5, Jr., Las Vegas, NV — Salt Lake CC), Eddie Ortiz (G, 6-2, Jr., Tucson, AZ — Central Arizona), Robert Figueroa (C, 6-8, Jr., Phoenix, AZ — Central Arizona), Justin Evander (F, 6-4, Jr., Tenino — Centralia CC).

**KEY LOSSES:** Gaylord Phillips (15.6 ppg, 3.5 rpg, 1st team PNWAC); Michael Bright (10.8 ppg, 5.0 rpg, HM PNWAC); Redd Pepper (10.9 ppg, 6.2 rpg, HM PNWAC); Scott Henderson (7.6 ppg, 3.4 rpg, HM PNWAC).

**SERIES FACT:** Win Streaks - 20 (1941-51); 17 (1984-91); 13 (1932-41); 13 (1959-64); 12 (1965-68). Loss Streak - 5 (1983). Most Points - 122 (1984). Most Points Allowed - 95 (Twice in 1974). Biggest Margins: Win - 56 (122-66 in 1984). Loss - 18 (87-69 in 1984). W-L Records: At Ellensburg - 67-7. At Nicholson Pavilion - 45-6. At Lacey - 53-14. Neutral Sites - 5-2.

#### 1998-99 Schedule

Nov. 20	92	+Colorado Christian	81 N	Jan. 15	*Western Washington
Nov. 21	81	+Colorado Mines	64 A	Jan. 16	*Simon Fraser
Nov. 22	55	Gonzaga	82 A	Jan. 21	*at Alaska - Anchorage
Nov. 25	91	Puget Sound	82 H	Jan. 23	*at Alaska - Fairbanks
Nov. 28	54	Northern Arizona	84 A	Jan. 29	*Western New Mexico
Nov. 30	83	Alaska - Fairbanks	91 H	Jan. 30	*Montana State - Billings
Dec. 3	73	*Western Washington	69 A	Feb. 5	*at Lewis-Clark State
Dec. 5	78	*Simon Fraser	70 A	Feb. 6	*at Central Washington
Dec. 8	102	Cascade College	66 H	Feb. 12	*Humboldt State
Dec. 11	83	*Lewis-Clark State	78 H	Feb. 13	*Western Oregon
Dec. 12	76	*Central Washington	84 H	Feb. 16	*at Seattle Pacific
Dec. 18	79	Evergreen State	69 A	Feb. 20	*Seattle Pacific
Dec. 28		at Oregon			
Jan. 7		*at Humboldt State			+Tournament: Colorado Mines (Nov. 20-21) - 2-0, 1st-T.
Jan. 9		*at Western Oregon			

#### SEATTLE PACIFIC

Dec. 11 at Seattle, Feb. 4 at Ellensburg

#### FALCON INFORMATION

Location: Seattle Fax Phone: 206-281-2266  
Enrollment: 3,400 Lettermen: 7  
Arena: Royal Brougham Pavilion Starters: 3  
Series: CWU 51, SPU 31 1997-98 Record: 18-12  
SID: Frank MacDonald Conference: PacWest  
SID Phone: 206-281-2772 PacWest Record: 7-5, 2nd-T

**COACHING STAFF:** Head Coach - Ken Bone, SPU '83 (158-73, 8 years; Overall, 163-94, 9 years). Assistants - Jeff Hironaka.

**RETURNING STARTERS:** Chuck Carter (C, 6-9, Sr., 11.7 ppg, 5.5 rpg); Jeff McBroom (F, 6-5, Sr., 18.6 ppg, 5.4 rpg, 1st team PacWest); Ryan Sowards (G, 6-0, Jr., 12.7 ppg, 2.1 rpg; 2nd team PacWest).

**OTHER RETURNING LETTERMEN:** Jeff Bukoski (G, 5-11, Jr., 1.4 ppg, 0.2 rpg); Dan Claridge (C, 6-6, Sr., 7.5 ppg, 4.2 rpg); Kory Leadon (F, 6-7, Jr., 2.1 ppg, 1.4 rpg); Eric McCauley (G, 5-11, Sr., 4.0 ppg, 0.8 rpg).

**TOP NEWCOMERS:** Drake Hudgins (F-G, 6-5, Jr., Hillsboro, OR - MHCC, 20.3 ppg, 5.0 apg); Ryan Skogstad (G, 5-11, Jr.,

Bellingham - Western Baptist, 12.0 ppg, 5.0 apg); Jason Cooper (F, 6-3, Jr., Mercer Island - Bellevue CC, 22.4 ppg, 5.2 rpg); Brannon Stone (F, 6-8, Fr., Oak Harbor); Abe Fox (6-7, Fr., Port Townsend).

**KEY LOSSES:** Ajene Robertson (F, 9.2 ppg, 4.5 rpg); Ben Scheffler (G, 3.6 ppg, 1.7 rpg).

**SERIES FACT:** Win Streaks - 10 (1984-90), 9 (1978-82), 7 (1952-57). Loss Streaks - 6 (1960-63). Most Points - 107 (1985). Most Points Allowed - 101 (1966). Biggest Margins: Win - 27 (105-78 in 1967). Loss - 31 (97-66 in 1964). W-L Records: At Ellensburg - 30-8. At Nicholson Pavilion - 25-6. At Seattle - 21-23.

#### 1998-99 Schedule

Nov. 20	101	+Missouri - St. Louis	71 H	Jan. 21	*at Alaska - Fairbanks
Nov. 21	92	+North Dakota	62 H	Jan. 23	*at Alaska - Anchorage
Nov. 27	128	+Colorado Christian	68 N	Jan. 28	*Montana State - Billings
Nov. 28	109	+Evergreen State	82 N	Jan. 30	*Western New Mexico
Dec. 4	94	*Simon Fraser	82 A	Feb. 4	*at Central Washington
Dec. 5	86	*Western Washington	75 A	Feb. 6	*at Lewis-Clark State
Dec. 11	69	*Central Washington	87 H	Feb. 12	*Western Oregon
Dec. 12	95	*Lewis-Clark State	50 H	Feb. 13	*Humboldt State
Dec. 19	70	Missouri Southern	66 LV	Feb. 19	*St. Martin's
Dec. 20	70	Washburn	66 LV	Feb. 20	*at St. Martin's
Jan. 1		Lewis-Clark State			
Jan. 2		Pacific Lutheran			+Tournaments: Vitamilk Tip-Off Classic (Nov. 20-21) - 2-0, 1st-T. Viking Classic (Nov. 27-28) 2-0. High Desert Classic (Dec. 19-20) - 2-0. Oak Harbor Freightlines Classic (Jan. 1-2).
Jan. 7		*at Western Oregon			
Jan. 9		*at Humboldt State			
Jan. 15		*Simon Fraser			
Jan. 16		*Western Washington			

#### SIMON FRASER

Jan. 9 at Ellensburg, Feb. 13 at Burnaby

#### CLANSMEN INFORMATION

Location: Burnaby, B.C. Fax Phone: 604-291-4922  
Enrollment: 18,500 Lettermen: 7  
Arena: Chancellor Gym (5,000) Starters: 4  
Series: CWU 41, SFU 17 1997-98 Record: 15-15  
SID: Michael Kinghorn Conference: PacWest  
SID Phone: 604-291-4057 PNWAC Record: 5-5, 3rd

**COACHING STAFF:** Head Coach - Scott Clark, Victoria '90 (46-47, 4th year). Assistants - Virgil Hill, Bob Corbett.

**RETURNING STARTERS:** Richard Anderson (F, 6-6, Jr., 14.5 ppg, 7.3 rpg, HM All-American); David Wahl (F, 6-8, Sr., 14.0 ppg, 5.9 rpg, 1st team PNWAC); Andrew Kwiatkowski (F, 6-6, So., 12.7 ppg, 6.8 rpg); Tony McCrory (G, 6-6, Sr., 11.4 ppg, 3.4 rpg, 3.6 apg).

**OTHER RETURNING LETTERMEN:** Robert Smart (G, 6-3, So., 5.3 ppg, 2.0 rpg); Matt Ewonus (G, 6-0, Sr., 2.2 ppg, 0.4 rpg); Shaun Halverson (F, 6-8, So., 2.5 ppg, 2.1 rpg).

**TOP NEWCOMERS:** Atiba Nelson (F, 6-4, Fr., Scarborough, ON); Jordan Mason (G, 6-1, Fr., Vancouver - Vancouver College HS); Scott Wright (G, 6-1, Fr., Burnaby - Vancouver College HS).

**KEY LOSSES:** Steve Dynie (G, 9.6 ppg, 3.2 apg); Sean Ramjagsingh (C, 8.8 ppg, 6.1 rpg).

**SERIES FACT:** Win Streak - 10 (1974-81). Loss Streaks - 2 (1973-74, 1987, 1989-90, 1996). Most Points - 131 (1993). Most Points Allowed - 100 (1998). Biggest Margins: Win - 44 (131-



87 in 1993). **Loss** - 29 (100-71 in 1998). **W-L Records: At Nicholson Pavilion - 26-3. At Burnaby - 15-13. Neutral Sites - 0-1.**

**1998-99 Schedule**

Nov. 7	71	Portland State	95 A	Jan. 16	*at St. Martin's
Nov. 9	79	Utah State	96 A	Jan. 21	*Chaminade
Nov. 13	69	Montana State	81 A	Jan. 23	*Hawaii - Hilo
Nov. 14	68	Montana	89 A	Jan. 28	*at BYU - Hawaii
Nov. 20	73	New Mexico	86 A	Jan. 31	*at Hawaii Pacific
Nov. 21	66	Cal Poly - SLO	96 A	Feb. 4	*at Western Oregon
Dec. 3	82	*Seattle Pacific	94 H	Feb. 6	*at Humboldt State
Dec. 5	70	*St. Martin's	78 H	Feb. 11	*Lewis-Clark State
Dec. 12	84	*Humboldt State	78 H	Feb. 13	*Central Washington
Dec. 18	70	*Western Oregon	61 H	Feb. 18	*Western Washington
Jan. 2-3		at Westmont College Tournament		Feb. 20	*at Western Washington
Jan. 7		*at Lewis-Clark State		+Tournament: Westmont College (Jan. 2-3)	
Jan. 9		*at Central Washington			
Jan. 15		*at Seattle Pacific			

**WESTERN OREGON**

Dec. 3 at Monmouth, Jan. 14 at Ellensburg

**WOLVES INFORMATION**

Location: Monmouth Fax Phone: 503-838-8164  
 Enrollment: 4,088 Lettermen: 5  
 Arena: New PE Building (2,473) Starters: 3  
 Series: CWU 22, WOU 2 1997-98 Record: 12-20  
 SID: Russ Blunck Conference: PacWest  
 SID Phone: 503-838-8160 Cascade Record: 6-12, 8th

**COACHING STAFF: Head Coach** - Tom Kelly, Utah '80 (163-121, 9 years). **Assistants** - Craig Stanger, Matt Jones.

**RETURNING STARTERS:** Vernon Cropper (G, 6-4, So., 10.6 ppg, 4.7 rpg); Ty Rothenberger (G, 6-0, So., 7.5 ppg, 1.4 rpg); Dan Drennan (G, 6-2, So., 6.3 ppg, 2.6 rpg).

**OTHER RETURNING LETTERMEN:** Gary Burks (G, 6-0, Jr.); Jeff Anderson (F, 6-7, Jr., 0.9 ppg, 1.1 rpg); Jon Moehring (F, 6-8, So., 2.8 ppg, 2.2 rpg).

**TOP NEWCOMERS:** Tim Clark (C, 6-8, So., Umpqua - Sutherlin & Sacramento State); Mike Vanderhoff (G, 6-2, So., Medford - South Medford & Portland State).

**KEY LOSSES:** Thomas Hymas (G-F, 12.9 ppg, 3.1 rpg); Rob Brown (F-C, 12.5 ppg, 5.7 rpg); Trevor Flaherty (C, 10.6 ppg, 5.8 rpg).

**SERIES FACT: Win Streak** - 21 (1971-Current). **Loss Streak** - 2 (1936-37). **Most Points** - 101 (1972). **Most Points Allowed** - 80 (1974). **Biggest Margins:** Win - 40 (101-61 in 1972). **Loss** - 14 (43-29 in 1936). **W-L Records: At Ellensburg** - 11-1. **Nicholson Pavilion** - 9-0. **At Monmouth** - 10-1. **Neutral Sites** - 2-0.

**1998-99 Schedule**

Nov. 14	79	Concordia	90 A	Dec. 18	61	*Simon Fraser	70 A
Nov. 19	69	Idaho	79 A	Dec. 30		Concordia	
Nov. 24	82	Cascade	74 A	Jan. 2		*Humboldt State	
Nov. 28	74	Western Baptist	60 H	Jan. 7		*Seattle Pacific	
Dec. 3	74	*Central Washington	89 H	Jan. 9		*St. Martin's	
Dec. 5	69	*Lewis-Clark State	91 H	Jan. 14		*at Central Washington	
Dec. 12	77	Western Baptist	83 A	Jan. 16		*at Lewis-Clark State	
Dec. 17	72	*Western Washington	84 A	Jan. 19		Multnomah Bible	

Jan. 21		*at Western New Mexico	Feb. 6		*Western Washington
Jan. 23		*at Montana State - Billings	Feb. 12		*at Seattle Pacific
Jan. 28		*Alaska - Anchorage	Feb. 13		*at St. Martin's
Jan. 30		*Alaska - Fairbanks	Feb. 16		Cascade
Feb. 4		*Simon Fraser	Feb. 20		*at Humboldt State

**WESTERN WASHINGTON**

Jan. 7 at Ellensburg, Feb. 11 at Bellingham

**VIKING INFORMATION**

Location: Bellingham Fax Phone: 360-650-3495  
 Enrollment: 11,476 Lettermen: 4  
 Arena: Sam Carver Gym (3,100) Starters: 2  
 Series: CWU 141, WWU 73 1997-98 Record: 13-16  
 SID: Paul Madison Conference: PacWest  
 SID Phone: 360-650-3108 PNWAC Record: 5-5, 3rd

**COACHING STAFF: Head Coach** - Brad Jackson, WSU '75 (243-157, 13 years). **Assistants** - Tony Dominguez, Rob Visser, Tim Malroy.

**RETURNING STARTERS:** Jared Stevenson (G, 6-1, Jr., 16.6 ppg, 4.4 apg, 1st team PNWAC); Ryan Kettman (G, 6-3, So., 9.0 ppg, 4.9 rpg, HM PNWAC).

**OTHER RETURNING LETTERMEN:** Dave Mott (C, 6-7, Sr., 7.0 ppg, 3.5 rpg); Jeff Chapman (G, 6-3, So., 4.8 ppg, 1.6 rpg).

**TOP NEWCOMERS:** Mike Sims (F, 6-8, Sr., Federal Way - EWU); Mike Palm (C, 6-10, Fr., Puyallup - Rogers, HM USA Today All-American); Shelton Diggs (G, 6-2, Fr., Long Beach, CA - Poly); Chris Stevens (C, 6-9, Fr., Long Beach, CA - Poly); Jacob Stevenson (G, 6-3, Fr., Bellingham - Sehome, 2nd team all-state); Brian Dennis (F, 6-7, Fr., Lynnwood - Meadowdale).

**KEY LOSSES:** Dan DeBord (F, 10.0 ppg, 4.0 rpg, 1st team PNWAC); Kyle Stonehouse (F, 10.6 ppg, 5.6 rpg); Todd Engblom-Stryker (F, 8.9 ppg, 5.8 rpg); Dan Legard (G, 8.7 ppg, 2.9 rpg).

**SERIES FACT: Win Streaks** - 21 (1928-37), 10 (1978-81), 8 (1974-77). **Loss Streaks** - 7 (1924-27), 7 (1960-62). **Most Points** - 111 (1977). **Most Points Allowed** - 96 (1991). **Biggest Margins:** Win - 55 (111-56 in 1977). **Loss** - 46 (57-11 in 1917). **W-L Records: At Ellensburg** - 82-24. **At Nicholson Pavilion** - 44-11. **At Bellingham** - 54-47. **At Sam Carver Gym** - 27-22. **Neutral Sites** - 5-2.

**1998-99 Schedule**

Nov. 20	77	+Colorado Mines	83 A	Jan. 23		*Chaminade
Nov. 21	83	+Colorado Christian	89 N	Jan. 28		*at Hawaii Pacific
Nov. 27	81	Evergreen State	72 H	Jan. 30		*at BYU - Hawaii
Nov. 28	107	Colorado Christian	89 H	Feb. 4		*at Humboldt State
Dec. 3	69	*St. Martin's	73 H	Feb. 6		*at Western Oregon
Dec. 5	75	*Seattle Pacific	86 H	Feb. 11		*Central Washington
Dec. 10	73	*Humboldt State	66 H	Feb. 13		*Lewis-Clark State
Dec. 17	84	*Western Oregon	72 H	Feb. 18		*at Simon Fraser
Jan. 1		Pacific Lutheran (at SPU)		Feb. 20		*Simon Fraser
Jan. 2		Lewis-Clark State (at SPU)				
Jan. 7		*at Central Washington		+Tournaments: Colorado Mines (Nov. 20-21) - 0-2, 4th. WWU Thanksgiving Classic (Nov. 27-28) - 2-0. Seattle Pacific Invitational (Jan. 1-2)		
Jan. 9		*at Lewis-Clark State				
Jan. 15		*at St. Martin's				
Jan. 16		*at Seattle Pacific				
Jan. 21		*Hawaii - Hilo				

# 1997-98 FINAL CWU MEN'S BASKETBALL STATS - 30 Games

	G-GS	FG	PCT	3FG	PCT	FT	PCT	OR	Reb	Avg.	PF-D	Pts	Avg.	Ast.	TO	Bk	St	Min	Rating
Leon Johnson	28-28	225-368	61.1	6-16	37.5	120-215	55.8	79	205	7.3	79-0	576	20.6	55	90	66	70	845	1.62
Tyce Nasinec	28-28	162-347	46.7	65-172	37.8	77-94	81.9	22	80	2.9	86-3	466	16.6	102	91	10	51	849	1.18
Paul Fraker	30-30	112-221	50.7	38-105	36.2	57-75	76.0	41	197	6.6	64-0	319	10.6	94	75	16	47	967	1.61
Simon Dubiel	30-9	95-225	42.2	60-151	39.7	64-89	71.9	23	71	2.4	56-0	314	10.5	90	99	6	49	779	1.13
Grady Fallon	30-30	104-262	39.7	61-181	33.7	18-30	60.0	45	98	3.3	78-5	287	9.6	42	52	2	50	812	0.97
Justin Bursch	28-21	39-107	36.4	26-76	34.2	30-50	60.0	9	46	1.6	87-5	134	4.8	62	86	3	23	564	0.71
Keith Hennig	28-2	40-80	50.0	18-45	40.0	28-42	66.7	19	50	1.8	41-0	126	4.5	29	23	2	16	460	1.22
Eric Davis	2-0	3-12	25.0	2-7	28.6	1-5	20.0	0	1	0.5	4-0	9	4.5	3	2	0	2	36	0.59
Rem Sackmann	30-2	36-95	37.9	10-37	27.0	41-57	71.9	36	108	3.6	51-0	123	4.1	24	23	1	15	432	1.10
Jabari Anderson	16-0	15-45	33.3	6-17	35.3	8-10	80.0	8	18	1.1	19-0	44	2.8	5	9	1	5	129	0.71
Matt Easley	20-0	7-53	13.2	3-31	9.7	3-9	33.3	5	12	0.6	16-0	20	1.0	5	6	2	4	133	0.38
Todd Kennedy	2-0	1-3	33.3	0-1	0.0	0-0	0.0	0	1	0.5	0-0	2	1.0	0	2	0	0	19	0.38
Totals	30-30	839-1818	46.1	295-839	35.2	447-676	66.1	334	975	32.5	581-13	2420	80.7	511	561	109	332	6025	1.19
Opponents	30-30	865-1809	47.8	171-456	37.5	492-685	71.8	387	1155	38.5	627-20	2393	79.8	448	635	64	275	6025	1.11

Technical Fouls - Johnson 5, Opp. 7. Team Rebounds - CWU 88 (47-41), Opp. 113 (55-58). Dead Balls - Central 113, Opp. 102. Team Turnovers - CWU 3, Opp. 9.

## Scoring - Rebounding By Games

Game	Tyce Nasinec	Leon Johnson	Grady Fallon	Simon Dubiel	Paul Fraker	Rem Sackmann	Keith Hennig	Jabari Anderson	Justin Bursch	Matt Easley
11-14/at WSU (61-90)	17-3	13-6	6-7*	11-0	2-6	1-0	3-0	DNP	0-3	DNP
11-15/at Seattle Pacific (57-86)	16-2	11-4	13-2	4-2	6-6	4-3	0-1	DNP	0-2	DNP
11-22/at Seattle (107-82)	16-2	16-5	*25-4	9-1	10-8*	14-5	6-5	7-0	4-0	DNP
11-28/+Eastern Oregon (73-70)	14-4	*18-3	8-7*	13-3	9-1	4-5	0-3	0-0	7-0	DNP
11-29/+Cascade (110-87)	20-3	*32-7	16-2	2-6	14-11*	5-8	16-1	5-1	0-1	DNP
12-6/Lewis-Clark State (at Yakima, 82-64)	*22-3	13-10	8-5	10-0	12-13*	3-1	4-2	2-2	8-2	DNP
12-18/at Lewis-Clark State (80-59)	9-3	13-9*	*17-1	5-1	*17-7	5-5	DNP	DNP	9-8	5-3
12-30/at Eastern Washington (82-84)	21-2	*26-10*	9-2	6-4	11-4	2-3	0-2	DNP	7-2	0-1
1-2/+CS-San Bernardino (102-90)	22-5	*26-2	12-1	2-2	15-7*	2-1	8-1	DNP	13-2	2-0
1-3/+UC-Davis (72-85)	9-2	*16-4	14-2	1-2	*16-6*	4-3	3-3	DNP	9-2	0-0
1-15/at BYU-Hawaii (70-112)	DNP	13-7	1-2	*20-2	17-2	6-11*	7-5	1-2	5-2	0-0
1-17/at Hawaii Pacific (56-89)	DNP	*23-14*	7-1	3-0	7-1	4-5	12-4	0-2	0-1	0-1
1-22*/Lewis-Clark State (88-82)	13-2	*15-5	8-7*	6-3	8-4	7-5	11-3	9-6	9-2	2-1
1-24*/Evergreen State (64-60)	0-4	*23-8*	7-3	5-3	18-8*	2-3	1-0	0-0	8-2	0-0
1-29*/at Western Washington (76-73)	8-1	*23-4	8-5	21-5	10-9*	6-2	0-2	0-0	0-0	0-0
1-31*/at Simon Fraser (71-100)	*24-3	12-4	3-2	16-3	3-2	3-3	2-1	4-1	0-0	4-0
2-5*/at Evergreen State (74-58)	10-3	*30-13	10-3	11-5	3-10	0-2	10-1	DNP	DNP	0-0
2-7*/St. Martin's (92-72)	4-3	*20-8*	12-0	*21-2	16-8*	9-8*	8-1	DNP	0-0	2-3
2-9/Seattle Pacific (92-89) ot	21-4	*33-8*	17-1	9-3	9-8*	2-5	1-1	DNP	DNP	0-1
2-12/BYU-Hawaii (87-92)	15-3	DNP	21-7	*25-2	10-14*	9-7	0-0	DNP	5-2	2-0
2-14/Hawaii Pacific (94-81)	*36-2	DNP	16-6	12-2	14-6	11-7*	DNP	DNP	5-2	0-0
2-19*/Western Washington (90-79)	*31-4	23-9*	3-3	9-2	10-8	2-3	0-1	DNP	12-2	DNP
2-21*/at St. Martin's (59-67)	4-1	*17-6*	2-4	15-3	11-1	3-3	7-2	DNP	0-0	0-0
2-26*/at Lewis-Clark State (73-86)	*23-5	17-11*	4-2	10-3	17-6	0-0	0-1	DNP	2-0	0-1
2-28*/Simon Fraser (99-74)	*24-5	20-4	6-5	15-5	12-8*	4-1	0-3	4-1	11-0	3-1
3-7**/Lewis-Clark State (89-78)	*18-1	18-8*	9-4	14-1	13-8*	2-0	7-2	5-3	3-2	0-0
3-10**/Western Washington (88-84)	21-4	*26-12*	9-2	13-3	7-6	2-2	5-0	2-0	3-1	0-0
3-17/Union, Tenn. (73-64)	14-3	*32-6	3-3	5-2	5-8*	0-3	5-0	5-0	4-1	DNP
3-19/Olivet Nazarene, Ill. (80-74)	18-2	*25-9*	8-2	7-1	8-4	6-3	6-3	0-0	2-2	DNP
3-20/Georgetown, KY (79-92)	16-1	*22-9*	5-3	14-0	9-7	1-1	4-2	0-0	8-5	0-0

+Tournament game (Nov. 28-29 - Warner Pacific Invitational); Jan. 2-3 - SPU Invitational. \*Pacific Northwest Athletic Conference game or Scoring/Rebounding game leader. ++NAIA national tournament at Tulsa.

Records: Home - 9-1 Away - 4-8 Neutral - 6-2 Leading at Half - 14-2. Trailing at Half - 5-9 Tied at Half - 0-0. Overtime - 1-0. PNWAC - 7-3

Scoring By Halves	1	2	1OT	2OT	Total
Central Washington	1147	1260	13	0	2420
Opponents	1143	1240	10	0	2393



# 1997-98 CONFERENCE REVIEW

## Pacific Northwest Athletic Conference Standings

	Conference				Overall		Scoring			Rebounding			W-L Records		
	W	L	PF	PA	W	L	PF	PA	Mar.	RF	RA	Mar.	H	A	N
Central Washington	7	3	786	731	19	11	2420	2393	0.9	975	1155	-6.0	9-1	4-8	6-2
St. Martin's	6	4	689	698	9	18	1829	2033	-7.5	912	966	-2.0	6-5	3-10	0-3
Simon Fraser	5	5	831	783	15	15	2279	2306	-0.9	1106	920	6.2	7-4	4-10	4-1
Western Washington	5	5	777	758	13	16	2307	2269	1.3	1051	1031	0.6	8-5	3-8	2-3
Evergreen State	4	6	678	724	10	15	1647	1820	-6.9	778	907	-5.2	5-4	4-8	1-3
Lewis-Clark State	3-	7	645	712	9	19	1855	2049	-6.9	901	962	-2.2	6-6	2-11	1-2

**PNWAC Playoffs:** Mar. 4 - Evergreen State 43 at Western Washington 62; Lewis-Clark State 80 at Simon Fraser 59. Mar. 7 - Lewis-Clark State 78 at Central Washington 89; Western Washington 64 at St. Martin's 60. Mar. 10 - Western Washington 84 at Central Washington 88.

**NAIA Nationals at Tulsa:** Mar. 17 - Central Washington 73, Union, Tenn. 64. Mar. 19 - Central Washington 80, Olivet Nazarene, Ill. 74. Mar. 20 - Georgetown, Kent. 92, Central Washington 79.

## Pacific Northwest Athletic Conference All-Stars

Name	Team	Ht.	Yr.	Pos.	Hometown
Leon Johnson	Central Washington	6-7	Sr.	F	Seattle
Richard Anderson	Simon Fraser	6-6	So.	F	Ottawa, Ont.
Jonathon George	Lewis-Clark State	6-5	Jr.	F	Little Rock, CA
Troy Torbert	Evergreen State	6-5	Sr.	F	Casper, Wyo.
Tyce Nasinec	Central Washington	6-4	Jr.	F	Puyallup
Jared Stevenson	Western Washington	6-1	So.	G	Bellingham
David Wahl	Simon Fraser	6-8	Jr.	F	Waterloo, Ont.
Gaylord Phillips	St. Martin's	6-3	Jr.	G	San Jose, CA
Paul Fraker	Central Washington	6-3	Sr.	C	Forks
Dan DeBord	Western Washington	6-6	Sr.	F	Olympia

\*Unanimous +Repeater

**Honorable Mention** - Travis Homer, LCSC; Jared Mercer, LCSC; Redd Pepper, St. Martin's; Michael Bright, St. Martin's; Scott Henderson, St. Martin's; Tony McCrory, SFU; Ryan Kettman, WWU.

**Player-of-the-Year** - Leon Johnson, Central Washington      **Coach-of-the-Year** - Greg Sparling, Central Washington & Scott Clark, SFU

**NAIA All-Americans: Second Team** - Leon Johnson, Central Washington.      **Honorable Mention** - Richard Anderson, SFU; Jonathon George, LCSC; Troy Torbert, Evergreen State; Tyce Nasinec, CWU.      **Academic** - None.

**NAIA National Statistics: Individual:** FG PCT. - 4. Richard Anderson, SFU, 66.5; 12. Leon Johnson, CWU, 61.1.      **Team:** FT PCT. - 1. Western Washington 78.4..

## Pacific Northwest Athletic Conference Statistical Leaders

**Individual:** Scoring - 1. Leon Johnson, CWU, 20.6; 3. Tyce Nasinec, CWU, 16.6; 16. Paul Fraker, CWU, 10.6; 18. Simon Dubiel, CWU, 10.5; 20. Grady Fallon, CWU, 9.6. Field Goal PCT. - 1. Richard Anderson, SFU, 66.5; 2. Leon Johnson, CWU, 61.1; 7. Paul Fraker, CWU, 50.7; 14. Tyce Nasinec, CWU, 46.7. Three-point FG - 1. Dave Wahl, SFU, 48.4; 4. Simon Dubiel, CWU, 39.7; 6. Tyce Nasinec, CWU, 37.8; 13. Paul Fraker, CWU, 36.2. Free Throw PCT. - 1. Gaylord Phillips, SM, 86.4; 4. Tyce Nasinec, CWU, 81.9; 12. Paul Fraker, CWU, 76.0. Rebounds - 1. Jonathon George, LCSC, 7.37; 2. Leon Johnson, CWU, 7.32; 6. Paul Fraker, CWU, 6.57. Assists - 1. Jared Stevenson, WWU, 4.41; 3. Tyce Nasinec, CWU, 3.64; 7. Paul Fraker, CWU, 3.13; 8. Simon Dubiel, CWU, .300; 13. Justin Bursch, CWU, 2.21. Steals - 1. Leon Johnson, CWU, 2.50; 3. Tyce Nasinec, CWU, 1.82; 5. Grady Fallon, CWU, 1.67; 7. Simon Dubiel, CWU, 1.63; 9. Paul Fraker, CWU, 1.57. Blocks - 1. Leon Johnson, CWU, 2.36; 11. Paul Fraker, CWU, 0.53.

**Team Offense:** Scoring - 1. Central Washington 80.7. FG PCT. - 1. Simon Fraser 49.0; 2. Central Washington 46.1. 3-PT FG PCT. - 1. Simon Fraser 38.3; 3. Central Washington 35.2. FT PCT. - 1. Western Washington 78.4; 5. Central Washington 66.1. Rebounding Margin - 1. Simon Fraser 6.2; 6. Central Washington -6.0. Turnover Ratio - 1. Central Washington +74.

**Team Defense:** Scoring - 1. Evergreen State 72.8; 6. Central Washington 79.8. FG PCT. - 1. Simon Fraser 42.5; 6. Central Washington 47.8. 3-PT FG PCT. - 1. Evergreen State 35.5; 4. Central Washington 37.5. FT PCT. - 1. Simon Fraser 69.1; 6. Central Washington 71.8. Steals - 1. Central Washington 11.1.

## LITTLE ALL-NORTHWEST

### First Team

Brooks Meek	Lewis & Clark	G	6-0	Sr.	Marysville, WA
Tyler Satterthwaite	Western Baptist	C	6-7	Sr.	Grandview, WA
Jared Gallop	George Fox	C	6-7	Jr.	Roseburg
Leon Johnson	Central Washington	F	6-7	Jr.	Seattle
Kevin Carlston	Oregon Tech	G	6-1	Sr.	Murray, UT

### Second Team

Geoff Smith	Western Baptist	G	6-0	Jr.	Cashmere, WA
Jeff McBroom	Seattle Pacific	F	6-5	Jr.	Kent
Whitney Blake	Lewis & Clark	F	6-7	Sr.	Sacramento, CA
Seth Albright	Pacific Lutheran	W	6-3	Sr.	Vancouver
Bryan Vukelich	Puget Sound	P	6-11	Sr.	Puyallup

### Third Team

Jawanza Hadley	Northwest Nazarene	F	6-4	Sr.	Portland, OR
Everett Ratlett	Albertson	F	6-4	Jr.	Compton, CA
Saif Abdur-Rahman	Oregon Tech	F	6-4	Jr.	Albuquerque, NM
Chris Swallow	Concordia	G	6-4	Jr.	Spokane, WA
Tyce Nasinec	Central Washington	F	6-4	Jr.	Puyallup
Kyle Valentine	George Fox	G	5-10	Jr.	West Linn

**Honorable Mention** - Matt Foster, Oregon Tech; Richard Anderson, Simon Fraser; Brad Brevet, Pacific Lutheran; Jim Hajdukovich, Alaska-Anchorage; Dan Rough, Whitman; Alphonso Niles, Concordia.

**Coach-of-the-Year** - Tim Hills, Western Baptist    **Team-of-the-Year** - Oregon Tech.

**Final Poll:** 1. Oregon Tech; 2. Northwest Nazarene; 3. Central Washington; 4. Seattle Pacific; 5. Whitworth; 6. Lewis & Clark; 7. Western Baptist; 8. Alaska-Anchorage; 9. Albertson; 10. Pacific Lutheran.



### Free Throw Attempts

1. Mel Cox (1964-67)	821
2. Jason Pepper (1990-93)	650
3. Ryan Pepper (1992-95)	562
4. Bill Coordes (1957-59)	549
5. Ron vanderSchaaf (1984-87)	519
6. Mitch Adams (1969-71)	511
7. Rich Hanson (1971-73)	496
8. Don Heacock (1953-55)	406
9. Carl Aaron (1988-89)	391
10. Les Wyatt (1974-77)	358

### FT PCT. (min. 125 attempts)

1. Larry Foster (1991-92)	153-181	84.5
2. Ed Smith (1965-66)	165-196	84.2
3. Todd Nealey (1997)	123-147	83.7
4. Ned DeMoro (1974-75)	109-132	82.6
5. Dennis Johnson (1979-80)	168-205	82.0
6. Ryan Pepper (1992-95)	443-562	78.8
7. Rich Hanson (1971-73)	390-496	78.6
8. Jim Clifton (1962-65)	244-311	78.4
9. Harold Piggan (1962-63)	114-146	78.1
10. Steve Pego (1974-75, 79)	161-207	77.8

### Rebounds

1. Mel Cox (1964-67)	1017
2. Ron vanderSchaaf (1984-87)	918
3. Les Wyatt (1974-77)	813
4. Bill Coordes (1957-59)	805
5. Mitch Adams (1969-71)	791
6. Rich Hanson (1971-73)	764
7. Dave Bower (1987-89)	747
8. Jason Pepper (1990-93)	623
9. Glenn Smick (1966-69)	620
10. Rodney Taylor (1985-87)	592
11. Otto Pijpker (1990-93)	560
12. Paul Adams (1969-70)	552
13. Dave Oliver (1976-77)	514
14. Terry Britt (1990-92)	488
15. Carl Aaron (1988-89)	467
16. John Harper (1981-82)	437
17. Ryan Pepper (1992-95)	434
18. Norm Erkon (1959-61)	431
19. Danny Pike (1983-84)	428
20. George Bender (1967-69, 71)	427

### Rebounds (min. 40 games)

1. Bill Coordes (1957-59)	805	13.2
2. Mel Cox (1964-67)	1017	10.2
3. Joe Kaminiski (1957-58)	358	8.7
4. Mitch Adams (1969-71)	791	8.7
5. Rich Hanson (1971-73)	764	8.7
6. Paul Adams (1969-70)	552	8.5
7. Dave Oliver (1976-77)	515	8.3
8. Ray Kinnaman (1960-62)	490	8.0
9. Norm Erkon (1959-61)	431	7.7
10. Dave Bonodot (1967-69)	426	7.6

### Assists

1. Joe Harris (1986-87)	404
2. David Rockwood (1992, 94-95)	348
3. Jim Toole (1989-90)	343
4. Roese Radtke (1983-84)	316
5. Ryan Pepper (1992-95)	314
6. Jeff Abrecht (1991-93)	312

7. Sam Miller (1979-80)	262
8. Dave Okendarm (1976-77)	253
9. Steve Pego (1974-75, 79)	248
10. Jason Pepper (1990-93)	238

### Steals

1. Jason Pepper (1990-93)	343
2. Ryan Pepper (1992-95)	261
3. David Rockwood (1992, 94-95)	146
4. Dave Bower (1987-89)	142
5. Jim Toole (1989-90)	137
Terry Britt (1990-92)	137
7. Tyce Naslinec (1996-98)	131
8. Leon Johnson (1995, 98)	123
9. Willie Thomas (1994, 97)	113
10. Danny Pike (1982-83)	112

### Turnovers

1. Jason Pepper (1990-93)	414
2. Ryan Pepper (1992-94)	382
3. Ron vanderSchaaf (1984-87)	244
4. Rodney Taylor (1985-87)	225
5. Tyce Naslinec (1996-98)	205
6. Les Wyatt (1974-77)	197
7. Jeff Abrecht (1991-93)	177
8. Joe Harris (1986-87)	176
9. David Rockwood (1992, 94-95)	170
10. Carl Aaron (1988-89)	169

### Blocked Shots (Since 1981)

1. Otto Pijpker (1990-93)	128
2. Leon Johnson (1995, 98)	126
3. Ron vanderSchaaf (1984-87)	126
4. Van Beard (1989)	113
5. Dave Bower (1987-89)	101
6. Willie Thomas (1994, 97)	61
7. John Harper (1981-82)	55
Jason Pepper (1990-93)	55
8. Jay Shinnick (1990-91)	47
9. David Jones (1988, 90)	44

### Games Played

1. Ron vanderSchaaf (1984-87)	140
2. Ryan Pepper (1991-94)	131
3. Jason Pepper (1990-93)	129
4. Dave Allen (67-70)	127
5. Israel Dorsey (1935-88)	121
6. Eric Schroter (1968-72)	119
7. Les Wyatt (1974-77)	116
8. Glenn Schmick (1966-69)	114
9. Dave Bower (1987-89)	114
10. Ray Jones (1965-66, 68-69)	110

### Minutes Played (Since 1981)

1. Ryan Pepper (1992-95)	3685
2. Jason Pepper (1990-92)	3666
3. Ron vanderSchaaf (1984-87)	3472
4. Dave Bower (1987-89)	2483
5. Tyce Naslinec (1996-98)	2383
6. Joe Harris (1986-87)	2283
7. Grady Fabon (1995-98)	2224
8. Rodney Taylor (1985-87)	2157
9. Jeff Abrecht (1991-93)	2119
10. David Rockwood (1992, 94-95)	1951

36	Nov. 30, 1994	Ryan Pepper	Whitman
36	Feb. 14, 1998	Tyce Naslinec	Hawaii Pacific

### 30-Point Games Chronologically

Pts	Date	Player	Opponent
34	Mar. 1, 1947	Fred Peterson	Western Washington
31	Dec. 22, 1950	Hal Jones	Lewis & Clark
42	Feb. 8, 1951	Hal Jones	Western Washington
38	Feb. 25, 1954	Bob Logue	Puget Sound
35	Dec. 18, 1954	Jack Brantner	Seattle Pacific
32	Jan. 4, 1958	Bill Coordes	Lewis & Clark
33	Feb. 8, 1959	Bill Coordes	Whitworth
31	Jan. 30, 1959	Bill Coordes	Puget Sound
30	Feb. 13, 1959	Bill Coordes	Western Washington
31	Dec. 11, 1962	Brad Wilson	Western Montana
32	Dec. 30, 1963	Mel Cox	Southern Oregon
31	Jan. 18, 1964	Mel Cox	Seattle Pacific
43	Jan. 25, 1964	Mel Cox	Pacific Lutheran
30	Feb. 15, 1964	Mel Cox	Eastern Washington
31	Jan. 9, 1965	Mel Cox	Pacific Lutheran
36	Feb. 12, 1965	Mel Cox	Eastern Washington
35	Feb. 13, 1965	Mel Cox	Whitworth
34	Jan. 29, 1966	Mel Cox	Puget Sound
32	Feb. 11, 1966	Mel Cox	Eastern Washington
33	Feb. 26, 1966	Mel Cox	Pacific Lutheran
35	Feb. 17, 1967	Mel Cox	Western Washington
30	Feb. 18, 1967	Mel Cox	Eastern Washington
32	Mar. 7, 1967	Mel Cox	Pacific Lutheran
33	Dec. 21, 1970	Bill Chatman	Pacific Lutheran
35	Jan. 13, 1970	Paul Adams	Pacific Lutheran
30	Dec. 2, 1971	Bill Chatman	Corvallis
31	Jan. 29, 1972	Rich Hanson	Oregon Tech
33	Feb. 4, 1972	Rich Hanson	Western Washington
31	Feb. 11, 1972	Rich Hanson	Eastern Oregon
37	Feb. 17, 1973	Rich Hanson	Oregon Tech
32	Feb. 9, 1974	Tim Sandberg	Eastern Oregon
34	Dec. 21, 1978	Dave Oliver	Cal State - Los Angeles
38	Dec. 2, 1978	Joe Holmes	Whitworth
38	Dec. 30, 1978	Joe Holmes	Chico State
35	Nov. 28, 1979	Joe Holmes	Whitman
30	Dec. 4, 1979	Joe Holmes	Seattle
30	Feb. 1, 1980	Dennis Johnson	Lewis-Clark State
30	Feb. 5, 1983	Doug Harris	Eastern Washington
31	Mar. 5, 1984	Ken Burton	Pacific Lutheran
30	Feb. 25, 1986	Ron vanderSchaaf	Eastern Washington
31	Dec. 13, 1986	Ron vanderSchaaf	Whitworth
33	Nov. 30, 1987	David Jones	Alaska Southeast
32	Dec. 18, 1987	Carl Aaron	Western Baptist
35	Feb. 15, 1988	Carl Aaron	Puget Sound
30	Feb. 20, 1988	Carl Aaron	Sheldon Jackson
31	Feb. 25, 1988	Carl Aaron	St. Martin's
37	Mar. 5, 1988	Carl Aaron	Western Washington
32	Mar. 7, 1988	Carl Aaron	Western Washington
34	Mar. 8, 1989	Carl Aaron	Western Washington
34	Mar. 17, 1989	Carl Aaron	Wheatling Jesuit, W. Va.
35	Feb. 8, 1991	Terry Britt	Lewis-Clark State
30	Dec. 21, 1991	Larry Foster	Oregon Tech
31	Dec. 28, 1991	Jason Pepper	Chico State
30	Dec. 29, 1991	Larry Foster	Whitman
32	Feb. 11, 1993	Jason Pepper	Simon Fraser
31	Mar. 9, 1993	Jason Pepper	Western Washington
36	Dec. 27, 1993	Ryan Pepper	Central Missouri
31	Jan. 16, 1994	Ryan Pepper	Hawaii Pacific
31	Feb. 3, 1994	Ryan Pepper	St. Martin's
32	Feb. 17, 1994	Ryan Pepper	Puget Sound
38	Nov. 18, 1994	Ryan Pepper	Eastern Oregon
41	Nov. 26, 1994	Ryan Pepper	Colorado Mines
36	Nov. 30, 1994	Ryan Pepper	Whitman
34	Dec. 2, 1994	Ryan Pepper	Life
30	Dec. 3, 1994	Ryan Pepper	Seattle
30	Jan. 14, 1995	Ryan Pepper	Simon Fraser
31	Jan. 21, 1995	Ryan Pepper	Western Washington
32	Jan. 26, 1995	Ryan Pepper	Seattle
31	Jan. 28, 1995	Ryan Pepper	BYU-Hawaii
41	Feb. 2, 1995	Ryan Pepper	St. Martin's
46	Feb. 23, 1995	Ryan Pepper	Puget Sound
33	Mar. 7, 1995	Ryan Pepper	Lewis-Clark State
35	Nov. 7, 1995	John Greer	Eastern Oregon
31	Jan. 12, 1996	Jeff Foster	Northwest College
32	Jan. 25, 1996	Jeff Foster	St. Martin's
35	Feb. 24, 1996	Jeff Foster	Seattle
31	Feb. 8, 1997	Todd Nealey	Western Washington
38	Mar. 1, 1997	Willie Thomas	Western Washington
31	Mar. 21, 1997	Willie Thomas	Cumtland, KY
32	Nov. 29, 1997	Leon Johnson	Cascadia
30	Feb. 5, 1998	Leon Johnson	Evergreen State
33	Feb. 8, 1998	Leon Johnson	Seattle Pacific
36	Feb. 14, 1998	Tyce Naslinec	Hawaii Pacific
31	Feb. 18, 1998	Tyce Naslinec	Western Washington
32	Mar. 17, 1998	Leon Johnson	Union, Tenn.

Career 30-Point Games - Ryan Pepper 18, Mel Cox 13, Carl Aaron 8, Bill Coordes 4, Rich Hanson 4, Joe Holmes 4, Leon Johnson 4, Jason Pepper 3, Jeff Foster 3, Hal Jones 2, Bill Chatman 2, Ron vanderSchaaf 2, Larry Foster 2, Willie Thomas 2, Tyce Naslinec 2, Fred Peterson, Bob Logue, Jack Brantner, Brad Wilson, Paul Adams, Tim Sandberg, Dave Oliver, Ken Burton, Doug Harris, Dennis Johnson, David Jones, Terry Britt, John Greer, Todd Nealey.

## OUTSTANDING GAMES

### 30 Point Games

### Most Points

Pts	Date	Player	Opponent
46	Feb. 23, 1995	Ryan Pepper	Puget Sound
43	Jan. 25, 1964	Mel Cox	Pacific Lutheran
41	Feb. 8, 1951	Hal Jones	Western Washington
41	Nov. 26, 1994	Ryan Pepper	Colorado Mines
41	Feb. 2, 1995	Ryan Pepper	St. Martin's
38	Feb. 25, 1954	Bob Logue	Puget Sound
38	Mar. 1, 1997	Willie Thomas	Western Washington
37	Mar. 5, 1988	Carl Aaron	Western Washington
37	Feb. 17, 1973	Rich Hanson	Oregon Tech
35	Dec. 27, 1993	Ryan Pepper	Central Missouri
35	Feb. 12, 1965	Mel Cox	Eastern Washington
35	Dec. 30, 1978	Joe Holmes	Chico State
35	Feb. 15, 1968	Carl Aaron	Puget Sound
36	Nov. 19, 1994	Ryan Pepper	Eastern Oregon















92	Hawaii - Hto+	75	73	Whitworth	63	59	Wilzmetto	84	72	Whitworth	77
63	Washington	65	66	Puget Sound*	61	75	Idaho	89	81	Northwest Nazareno	77
79	Georgetown, KY+	69	114	Alaska Southeast*	64	62	Seattle Pacific	73	75	Whitman	48
			85	Simon Fraser*	65	81	Grace, Ind.	93	69	Missouri Rocks	75
1987-88 (23-11, 14-4)			97	Lewis-Clark State*	62	92	Seattle*	77	70	Northwest Missouri	60
94	Alaska Southeast*	96	89	Seattle*	78	54	Lewis-Clark State*	60	63	Pacific Lutheran	70
94	Seattle Pacific	74	68	Puget Sound*	52	77	Western Washington*	74	63	Northwest College	74
60	Eastern Washington	81	77	Seattle Pacific	73	76	Simon Fraser*	85	63	Lewis-Clark State*	68
76	Puget Sound	87	78	Whitman	60	107	St. Martin's*	72	70	Western Washington*	72
84	Northwest Nazareno	59	101	Alaska Pacific*	65	81	Lewis-Clark State*	72	89	Northwest College	78
98	Western Baptist	71	93	Seattle*	69	76	Pacific Lutheran	67	92	St. Martin's*	84
54	Oregon Tech	66	89	Western Washington*	75	90	Seattle*	51	56	Puget Sound*	74
86	Chapman (ot)	84	82	Sheldon Jackson*	67	76	Sheldon Jackson	53	75	Simon Fraser*	77
75	Puget Sound	84	114	Alaska Southeast*	78	89	Whitworth	64	75	Seattle*	77
62	Montana	68	72	Alaska Pacific*	59	131	Simon Fraser*	67	69	Simon Fraser*	79
86	Whitworth*	74	65	Whitworth**	46	81	St. Martin's*	68	91	Puget Sound* (ot)	83
103	Lewis-Clark State*	68	85	Western Washington**	64	82	Puget Sound*	69	58	Lewis-Clark State*	89
106	Sheldon Jackson*	71	83	Western Washington**	66	69	Puget Sound*	65	68	Western Washington*	84
73	Pacific Lutheran	58	69	Northern State+	45	84	Western Washington*	77	83	St. Martin's*	67
102	Simon Fraser*	79	92	Alderson-Broadkus+	81	100	Simon Fraser**	68	68	Seattle*	83
82	Western Wash. (ot)*	78	57	Wisconsin-Eau Claire+	84	88	Western Washington**	76	79	St. Martin's**	76
77	Lewis-Clark State*	68				78	Central Arkansas+	66	80	Simon Fraser+	79
71	Seattle*	75	3190-91 (14-14)			74	Midwestern State, TX+	78	70	Seattle**	81
109	Whitworth*	65	86	Victoria	99						
135	Northwest*	71	60	Montana Tech	65						
93	St. Martin's*	59	77	Carroll	92	1993-94 (12-17, 6-6)			1996-97 (18-13, 9-1)		
70	Pacific Lutheran	48	72	Western Montana	93	81	Albertson	89	53	Seattle Pacific	70
74	Simon Fraser*	77	87	Seattle	93	71	Carroll	72	69	Seattle Pacific	57
80	Western Washington*	83	83	Simon Fraser	66	72	Whitman	73	47	Lewis-Clark State	49
97	Northwest*	58	92	Pacific Lutheran (2ot)	97	68	Southern Utah	73	57	Manitoba State	66
90	Seattle*	70	85	Albertson's	89	59	Weber State	94	77	Humboldt State	74
79	Puget Sound	71	90	Southern Oregon	92	62	Northwest Nazareno	79	66	Gonzaga	89
107	Sheldon Jackson*	73	114	Oregon Tech (3ot)	110	82	Whitworth	83	75	Whitworth	87
92	Alaska Southeast*	79	90	Western Washington	81	80	Western Washington	87	71	Southern Oregon	63
76	St. Martin's*	70	62	Puget Sound	71	91	Puget Sound	78	80	Eastern Oregon	77
103	Lewis-Clark State**	78	107	Seattle	73	83	Whitman	85	78	Lewis-Clark State	77
75	Western Washington**	78	56	St. Martin's*	46	93	Central Missouri	62	64	Victoria	66
72	Western Washington**	51	67	Seattle Pacific	74	68	Missouri Western	78	69	British Columbia	81
84	Western Washington**	85	66	Puget Sound	56	65	Seattle*	72	68	Simon Fraser*	73
			90	Sheldon Jackson	72	96	St. Martin's*	65	74	Lewis-Clark State*	66
1988-89 (32-10, 12-4)			72	Whitworth	79	91	BYU-Hawaii	69	83	BYU-Hawaii	69
83	Seattle	73	99	Western Washington	90	89	Hawaii Pacific	117	54	Hawaii Pacific	91
75	BYU-Hawaii	78	100	Lewis-Clark State	89	81	Simon Fraser*	80	91	Simon Fraser*	78
92	Hawaii Pacific	75	70	St. Martin's*	89	81	Simon Fraser*	74	79	St. Martin's*	67
61	Wisconsin-Eau Claire	77	107	Western Washington (ot)	96	68	Western Washington*	92	71	Seattle* (ot)	65
81	Carleton, Minn.	68	91	Simon Fraser	63	61	Puget Sound (ot)*	92	77	Lewis-Clark State*	68
82	Pacific Lutheran	64	75	Puget Sound	76	84	Lewis-Clark State*	73	82	St. Martin's*	74
68	St. Martin's*	65	86	Lewis-Clark State (ot)	92	83	Whitworth (ot)	81	104	Western Washington*	64
72	Whitman	89	80	Seattle Pacific	69	77	St. Martin's*	66	77	Hawaii Pacific	79
79	Alaska Southeast*	68	93	Sheldon Jackson	84	81	Western Washington*	67	93	BYU-Hawaii	88
74	Lewis-Clark State*	80	103	Whitworth	91	66	Seattle*	75	78	Seattle*	77
90	Western Oregon	77				66	Seattle Pacific	59	68	Western Washington*	73
65	Wamer Pacific	51	3191-92 (19-13, 9-5)			75	Puget Sound*	59	79	St. Martin's**	65
61	CS - Dominguez Hills	52	67	Western Montana	72	64	Simon Fraser*	72	81	Simon Fraser**	72
76	Puget Sound	61	74	Carroll	56	93	Lewis-Clark State*	68	61	Incarnate Word, TX+	56
67	Western Washington*	84	73	Montana Tech	74	65	Seattle**	71	67	Azusa Pacific+	76
86	Sheldon Jackson*	49	106	Malapena	63	594-95 (20-14, 9-3)			88	Cumberland, KY+	69
77	Puget Sound	64	71	Carroll	72	78	Albertson	78	89		
67	Lewis-Clark State*	74	91	Whitworth	78	45	MS-Northern (f)	58	81	Washington State	90
75	Whitworth	73	89	Seattle Pacific (ot)	87	77	Eastern Oregon	60	57	Seattle Pacific	88
64	Simon Fraser*	56	94	Simon Fraser*	95	91	Eastern Oregon	86	107	Seattle	82
73	St. Martin's*	47	76	Seattle*	73	82	C. of Notre Dame	71	73	Eastern Oregon	70
85	Pacific Lutheran	59	65	Whitworth*	59	79	Colorado Mines	71	73	Eastern Oregon	70
120	Northwest*	44	72	Pacific Lutheran	86	70	Whitman	59	110	Cascado	87
62	Seattle*	54	61	Oregon Tech	85	71	Life, Ga.	60	82	Lewis-Clark State	64
80	Whitworth	67	93	Southern Oregon	85	64	Seattle	65	60	Lewis-Clark State	59
93	Seattle Pacific	78	89	Oregon Tech	88	53	Gonzaga	59	82	Eastern Washington	84
77	Puget Sound (ot)	82	94	Chico State (2ot)	89	59	Washington State	93	102	CS-San Bernardino	90
66	Western Washington*	69	96	Whitman (ot)	88	75	Montana (ot)	104	72	UC-Davis	85
59	Simon Fraser*	71	73	Alaska-Fairbanks	77	68	Oregon Tech	83	70	BYU-Hawaii	112
92	Seattle*	71	75	Pacific Lutheran	71	77	Southern Oregon	67	56	Hawaii Pacific	88
88	Whitman	58	72	St. Martin's*	76	71	Whitman	92	68	Lewis-Clark State*	82
114	Northwest*	43	73	Lewis-Clark State*	76	59	Lewis-Clark State*	76	64	Evergreen State*	60
97	Alaska Southeast*	80	61	Seattle Pacific	65	93	Simon Fraser*	66	76	Western Washington*	73
122	Sheldon Jackson*	78	102	Sheldon Jackson*	44	53	Puget Sound*	74	71	Simon Fraser*	100
111	Lewis-Clark State**	84	77	Seattle*	74	65	Western Washington*	50	74	Evergreen State*	56
91	Western Washington**	75	76	Simon Fraser*	69	61	Seattle Pacific	64	92	St. Martin's*	72
83	Western Washington**	92	72	Puget Sound*	67	84	Seattle*	62	92	Seattle Pacific (ot)	89
73	Western Washington (ot)**	67	84	Western Washington*	62	68	BYU-Hawaii	68	87	BYU-Hawaii	92
86	Georgia College+	79	75	Puget Sound*	74	81	St. Martin's (2ot)*	64	94	Hawaii Pacific	81
66	Charleston, SC+	53	73	St. Martin's*	70	74	Seattle*	78	90	Western Washington*	79
87	Wheatst. Jesuit+	78	63	Lewis-Clark State*	96	76	Simon Fraser*	65	59	St. Martin's*	67
58	St. Mary's (Tex.)+	60	63	Western Washington*	64	65	Hawaii Pacific	60	73	Lewis-Clark State*	86
			97	Seattle**	73	71	Lewis-Clark State*	77	99	Simon Fraser*	74
1989-90 (31-5, 16-2)			69	St. Martin's**	72	71	St. Martin's*	59	89	Lewis-Clark State**	78
86	St. Martin's*	80				103	Puget Sound*	73	68	Western Washington**	84
74	Victoria	77	3192-93 (29-7, 10-2)			82	Western Washington*	77	73	Union, Tenn.+	84
90	Whitman	75	79	Northwest Nazareno	78	78	St. Martin's**	91	80	Olivet Nazareno, Ill.+	74
72	Eastern Washington	83	71	Lewis-Clark State	69	77	Lewis-Clark State**	63	79	Georgetown, KY+	92
103	St. Martin's*	61	90	Pacific Lutheran	72	76	St. Mary's, Tex.+	60			
87	Simon Fraser*	69	76	Whitman	51	75	The Master's, Calif.+	64			
86	Lewis-Clark State*	63	104	Sonoma State	70			88			
68	Albertson's	66	75	Cal Baptist	55						
66	Oregon Tech	55	82	Northwest Nazareno	68	1995-96 (15-15, 3-8)					
101	Western Baptist	82	77	Albertson	66	84	Eastern Oregon	72			
79	Puget Sound	75	87	Whitman	72	77	Eastern Oregon	57			
79	Whitworth	66	73	Whitworth	63	61	Seattle Pacific	72			
91	St. Martin's*	71	85	Puget Sound	71	81	Pacific Lutheran	76			
87	Sheldon Jackson*	49	93	Western Washington	63	66	Gonzaga	86			
70	Western Washington*	78	113	Southern Oregon	84	105	Western Baptist (2ot)	87			
						87	Humboldt State	73			

\*District/Region/Conference game. \*\*District/Region playoffs. +National playoffs. ++Conference playoffs. 1 - forfeited.



Oregon Tech (1971-95)	17	6	.739	Lewis & Clark	12	4	.750	Hampton Institute	0	1	.000	Central Arkansas	1	0	1.000
Pacific (1935-65)	6	1	.857	Linfield	5	1	.833	Henderson State	1	0	1.000	Central Missouri	1	0	1.000
Pacific Lutheran (1926-96)	94	53	.639	Montana	6	4	.600	Howard Payne	1	0	1.000	Chgo State	0	1	.000
Pasadena (1965-71)	2	0	1.000	Missouri Western (1994)	0	1	.000	Humboldt State	1	0	1.000	Colorado School of the Mines	1	0	1.000
Portland (1936-65)	12	12	.500	Murray State	1	0	1.000	Jackson State	1	0	1.000	Eastern Oregon	2	0	1.000
Portland State (1959-73)	12	10	.545	Northwest Nazarene	2	0	1.000	Keene State	1	0	1.000	Gonzaga	0	1	.000
Puget Sound (1922-96)	74	52	.587	Oregon	0	2	.000	Kentucky State	0	2	.000	Grace, IN	0	1	.000
Redlands (1960)	1	0	1.000	Pacific	5	1	.833	LaVemo	1	0	1.000	Hawaii Pacific	1	1	.500
Sacramento State (1965-70)	4	1	.800	Pacific Lutheran	38	42	.475	Lewis & Clark, OR	2	0	1.000	Idaho	0	1	.000
St. Mary's, Tex. (1989-95)	1	1	.500	Portland	11	6	.647	Lewis-Clark State	25	7	.781	Lewis-Clark State	5	6	.455
St. Thomas Aquinas (1984-87)	1	1	.000	Portland State	3	4	.429	Linfield	3	1	.750	Lfs, Ga.	0	1	.000
St. Benedict's (1970)	1	0	1.000	Puget Sound	37	22	.627	Lipscomb, TN	0	1	.000	Malaspina	1	0	1.000
St. John's, MN (1978)	0	1	.000	St. Martin's	53	5	.914	Mescalator	1	1	.500	Montana	0	1	.000
San Fernando (1972)	1	0	1.000	Seattle	15	6	.714	Marycrest	0	1	.000	Montana Tech	0	2	.000
San Francisco State (1971)	1	0	1.000	Seattle Pacific	13	8	.619	Maryland State	1	0	1.000	Midwestern State	0	1	.000
Seattle (1926-98)	47	19	.712	Southern Oregon	1	0	1.000	Marymount	0	2	.000	Missouri Western	0	1	.000
Sheldon Jackson (1987-93)	12	0	1.000	Taylor, IN	1	0	1.000	Midwestern State, TX	0	1	.000	Northern Montana	1	0	1.000
Sonoma State (1984-93)	2	0	1.000	Washington	1	10	.091	Minnesota-Duluth	1	0	1.000	Northwest Nazarene	2	1	.667
Southern Oregon (1964-97)	18	4	.818	Washington State	1	17	.056	Montana	0	4	.000	Notre Dame, College of	1	0	1.000
Southern Utah (1994)	0	1	.000	Weber State	0	1	.000	Montana State	0	1	.000	Oregon Tech	2	2	.500
Southwest Missouri (1967)	0	1	.000	Western Washington	54	32	.628	Moorhead State, MN	1	0	1.000	Pacific Lutheran	3	2	.600
Spokane College (1922-29)	4	4	.500	Western Montana	1	1	.500	Morris Harvey	1	0	1.000	Puget Sound	9	4	.692
Taylor, IN (1956)	1	0	1.000	Western Oregon	2	2	.500	Nebraska - Doane	1	0	1.000	St. Martin's	8	4	.667
The Master's (1995)	0	1	.000	Whitman	25	6	.806	Nebraska - Omaha	1	0	1.000	Seattle	10	3	.769
Trenton State (1967)	1	0	1.000	Whitworth	19	28	.404	Newberry	1	0	1.000	Seattle Pacific	3	4	.429
Trinity Western (1982)	1	0	1.000	Willamette	5	5	.500	New Haven	1	0	1.000	Sheldon Jackson	4	0	1.000
Union, TN (1993)	1	0	1.000	JCs-Fresh	52	2	.963	Northern State	1	0	1.000	Simon Fraser	8	3	.727
Victoria (1985-97)	2	4	.333	Non-College	33	9	.786	Northwest College	4	0	1.000	Sonoma State	1	0	1.000
Warner Pacific (1983-89)	4	1	.800	Totals (1930-64)	505	261	.642	Northwest Nazarene	2	2	.500	Southern Oregon	2	2	.500
Warburg (1970)	1	0	1.000				Occidental	0	1	.000	Southern Utah	0	1	.000	
Washington (1967)	0	1	.000	Dean Nicholson	W	L	PCT	Oklahoma Baptist	0	1	.000	Victoria	0	1	.000
Washington (1903-43)	2	14	.125	Alaska-Anchorage	0	1	.000	Oregon Tech	15	4	.789	Washington State	0	1	.000
Washington State (1908-88)	4	22	.154	Alaska-Fairbanks	14	6	.700	Pacific	1	0	1.000	Weber State	0	1	.000
Weber State (1963-94)	0	2	.000	Alaska Methodist	1	0	1.000	Pacific Lutheran	48	8	.857	Western Montana	1	1	.500
Westmont (1979)	1	0	1.000	Alaska Pacific	2	0	1.000	Pasadena	2	0	1.000	Western Washington	10	4	.714
Western Baptist (1988-96)	3	0	1.000	Alaska Southeast	6	1	.889	Portland	1	6	.143	Whitman	5	2	.714
Western Montana (1963-92)	5	2	.714	Albertson	3	1	.750	Portland State	9	6	.600	Whitworth	6	2	.750
West Virginia Wesleyan (1935)	1	0	1.000	Albuquerque	1	0	1.000	Puget Sound	25	19	.568	Willamette	0	1	.000
Wheeling Jesuit (1989)	1	0	1.000	Alcom A&M	1	1	.500	Redlands	1	0	1.000	Totals (1991-95)	82	64	.590
Whitman (1926-96)	52	14	.768	Alderson-Broadkus	1	0	1.000	Sacramento State	4	1	.800	Greg Sparling	W	L	PCT
Whitner (1968-72)	1	3	.250	Atlantic Christian	1	0	1.000	St. Benedict's	1	0	1.000	Azusa Pacific	1	0	1.000
Whitworth (1912-97)	71	44	.617	Biola	1	1	.500	St. John's, MN	0	1	.000	BYU-Hawaii	1	3	.250
Willamette (1925-93)	7	8	.467	Birmingham Southern	1	0	1.000	St. Mary's, Tex.	0	1	.000	British Columbia	0	1	.000
Winston-Salem, NC (1975)	0	1	.000	Brier Cliff	1	0	1.000	St. Thomas Aquinas	1	1	.000	UC-Davis	0	1	.000
Wisconsin-Eau Claire (1960-90)	0	3	.000	BYU-Hawaii	0	1	.000	San Fernando	1	0	1.000	CS-San Bernardino	1	0	1.000
JCs-Fresh	85	28	.663	UC-Davis	1	0	1.000	San Francisco State	1	0	1.000	Cascade	1	0	1.000
Non-college (1904-63)	116	63	.648	UC-Riverside	0	1	.000	Seattle	19	6	.760	Cumberland, KY	0	1	.000
Totals	1399	743	.652	Cal Poly Pomona	1	0	1.000	Seattle Pacific	33	16	.673	Eastern Oregon	4	0	1.000
				Cal Poly - SLO	0	2	.000	Sheldon Jackson	8	0	1.000	Eastern Washington	0	1	.000
1902-29 Era	W	L	PCT	CS - Chico	5	0	1.000	Simon Fraser	28	11	.718	Evergreen State	2	0	1.000
Eastern Washington	7	13	.350	CS-Dominguez Hills	1	0	1.000	Sonoma State	1	0	1.000	Georgetown, KY	0	1	.000
Idaho	1	3	.250	CS - Los Angeles	2	0	1.000	Southern Oregon	14	2	.875	Gonzaga	0	2	.000
Lewis-Clark State	3	2	.600	Carleton, MN	1	0	1.000	Southwest Missouri	0	1	.000	Hawaii Pacific	1	3	.250
Pacific Lutheran	3	1	.750	Carroll	1	0	1.000	Trenton State	1	0	1.000	Humboldt State	2	0	1.000
Puget Sound	3	5	.375	Carson-Newman, TN	1	0	1.000	Trinity Western	1	0	1.000	Incamato Ward, TX	1	0	1.000
St. Martin's	0	1	.000	Chaminade	1	0	1.000	Victoria	2	2	.500	Lewis-Clark State	7	5	.583
Seattle	0	1	.000	Chapman	1	0	1.000	Warner Pacific	4	1	.800	Marquette State	0	1	.000
Spokane	4	4	.500	Charleston, SC	1	0	1.000	Warburg	1	0	1.000	Missouri-Rolla	0	1	.000
Washington	1	4	.200	Central State, OH	0	1	.000	Washington	0	1	.000	Northeast Missouri	0	1	.000
Washington State	3	3	.500	Clemson-Mudd	1	0	1.000	Westmont	2	0	1.000	Northwest Nazarene	1	0	1.000
Western Washington	14	15	.483	Cumberland, KY	1	0	1.000	Western Montana	3	0	1.000	Northwest College	2	0	1.000
Whitman	0	4	.000	Dakota Wesleyan	1	0	1.000	Western Oregon	20	0	1.000	Olivet Nazarene, Ill.	1	0	1.000
Whitworth	4	2	.667	East Central Oklahoma	1	0	1.000	Westmont	1	0	1.000	Pacific Lutheran	2	0	1.000
Willamette	0	1	.000	Eastern Michigan	0	1	.000	Western Washington	58	20	.744	Puget Sound	0	2	.000
JCs-Fresh	3	26	.103	Eastern Montana	0	1	.000	West Virginia Wesleyan	1	0	1.000	St. Martin's	7	1	.875
Non-college	83	54	.606	Eastern New Mexico	2	0	1.000	Whooing Jesuit	1	0	1.000	St. Mary's, Tex.	1	0	1.000
Totals	129	139	.481	Eastern Oregon	15	1	.938	Whitman	21	2	.913	Seattle	3	3	.500
				Eastern Washington	37	22	.627	Whitner	1	3	.250	Seattle Pacific	2	3	.400
Leo Nicholson	W	L	PCT.	Elizabeth City	1	0	1.000	Whitworth	42	10	.808	Simon Fraser	5	3	.625
Alaska-Fairbanks	3	0	1.000	Findlay, OH	1	0	1.000	Willamette	2	1	.667	Southern Oregon	1	0	1.000
Albertson	1	0	1.000	Fort Hays State	0	1	.000	Winston-Salem	0	1	.000	The Master's	0	1	.000
British Columbia	35	7	.833	George Fox	4	0	1.000	Wisconsin-Eau Claire	0	3	.000	Union, Tenn.	1	0	1.000
Central Missouri	0	1	.000	Georgetown, KY	1	0	1.000	Totals (1965-90)	609	219	.735	Victoria	0	1	.000
Chapman	1	1	.500	Georgia College	1	0	1.000	Gil Coleman	W	L	PCT	Washington State	0	1	.000
Drake	0	1	.000	Gonzaga	2	7	.222	Alaska-Fairbanks	0	1	.000	Western Baptist	1	0	1.000
Eastern Washington	49	40	.551	Grace, IN	1	0	1.000	Albertson	1	3	.250	Western Washington	5	2	.714
Gonzaga	7	10	.412	Grand Valley, MI	0	1	.000	BYU-Hawaii	1	1	.500	Whitman	1	0	1.000
Hawaii	1	0	1.000	Guilford, NC	1	0	1.000	California Baptist	1	0	1.000	Whitworth	0	2	.000
Humboldt State	2	1	.667	Hawaii-Hilo	4	1	.800	Carroll	1	3	.250	Totals (1995-98)	54	40	.574
Idaho	5	2	.714	Hawaii Pacific	2	0	1.000								
Lewis-Clark State	5	0	1.000												



# AWARD WINNERS

## Most Valuable

1983	Doug Harris	1974	Bill Eldred
1984	Ken Burton	1975	Ned Delmore
1985	Darrell Tanner	1976	Dave McDow
1986	Ron vanderSchaaf	1977	Greg McDaniel
1987	Ron vanderSchaaf	1978	Les Wyatt
1988	Carl Aaron	1979	Tom Powers
1989	Carl Aaron	1979	Steve Page
1990	Jim Toole	1980	Ray Orange
1991	Tony Britt	1981	Mike Bamoy
1992	Larry Foster	1982	Scott Tr
1993	Jason Popper	1983	Ken Burton
1994	Ryan Pepper	1984	Ken Burton
1995	Ryan Pepper	1985	Roger Boesel
1996	Jeff Foster	1986	Joe Harris
1997	Willie Thomas	1987	Joe Callero
1998	Leon Johnson	1988	Israel Dorsey

## Captains

1904	Floyd Rador	1992	Jason Pepper
1905	F.T. Wilson	1992	Larry Foster
1906-10	No record	1993	Heath Dolven
1911	Ben Rador	1993	Jason Pepper
1912	Chastor Robinson	1994	Waldo Ventres
1913	Will Timney	1995	David Rockwood
1914	Claude Watkins	1996	Troy Stegman
1915	No captain	1996	Mike Blankenship
1916	Harry Ganders	1997	Willie Thomas
1917	James Campbell	1997	Grady Fallon
1918-21	No team	1998	Tyco Nasinec
1922	Jack Robinson	1998	Grady Fallon
1923	Bill Charleston		
1924	Don Matheny		
1925	John Heinick		
1926-27	No record		
1928	Kermit Rodgers		
1929	No record		
1930	Bob Bailoy		
1931	Bob Bailoy		
1932-34	No record		
1935	Ralph Still		
1936	John Holl		
1937	Amie Faust		
1938	Don Sanders		
1939	Don Sanders		
1940	Don Sanders		
1941	Mickey Rogers		
1942	Jack Hubbard		
1943	Jack Hubbard		
1944-45	No team		
1946	Mickey Rogers		
1947	Hank Silva		
1948	Jim Adamson		
1949	Dean Nicholson		
1950	Dean Nicholson		
1951	Bill Lee		
1952	Bill Lee		
1953	Darrell Meyer		
1954	Gone Keller		
1955	Don Myers		
1956	Don Heacock		
1957	Don Myers		
1958	Bill Coordes		
1959	Bill Coordes		
1960	Phil Fitterer		
1961	Phil Fitterer		
1962	Doug McLean		
1963	Harold Riggan		
1964	Bob Macowad		
1965	Jim Clifton		
1966	Ed Smith		
1967	Dan Bass		
1968	Dave Benedict		
1969	Theartis Wallace		
1970	Paul Adams		
1971	Joe LaDuca		
1972	Rich Hanson		
1973	Rich Hanson		

## Inspirational

1930	Bob Bestoy
1931	Doug Hanoy
1932-34	No record
1935	Jim Seaby
1936	No record
1937	Me! Burnstone
1938	John Vanderbrink
1939	Don Sanders
1940	Don Sorenson
1941	Bob Miller
1942	Ernie Lewis
1943	Russ Wiseman
1944-45	No team
1946	Bob Miller
1947	Hank Silva
1948	Dean Nicholson
1949	Fred Peterson
1950	Harvey Wood
1951	Harvey Wood
1952	Al Wedekind
1953	Ken Teller
1954	Bob Logue
1955	Jack Brantner
1956	Jack Brantner
1957	Glenn Wood
1958	Joe Kamanski
1959	Bud Snaza
1960	Wally Loe
1961	Rick Fortner
1962	Jeff Kollman
1963	Phil Fitterer
1964	Jim Clifton
1965	Ed Smith
1966	Me! Cox
1967	Me! Cox
1968	Jim Beimondo
1969	Bruce Sanderson
1970	Dave Allen
1971	George Bender
1972	Eric Schoaler
1973	Bill Henninger
1974	Bill Eldred
1975	Dave McDow

1976	Byron Angel
1977	Dave Otzendem
1978	Al Roberts
	Randy Sheriff
1979	Steve Tharson
1980	Dennis Johnson
1981	Me! Nannis
1982	Me! Nannis
1983	Doug Harris
1984	Danny Pike
1985	Reese Radcliff
1986	Keith Bragg
1987	Ron vanderSchaaf
1988	Ron vanderSchaaf
1989	Dave Bwer
1990	Jack White
1991	Greg Sparring
1992	Greg Sparring
1993	Jason Pepper
1994	Jason Pepper
1994	David Rockwood

## Gil Coleman Inspirational

1995	Josh Phillips
1996	Bryce Olson
1997	Chris Mastoy
1998	Paul Fraker

## Hustle Award

1961	Craig Hembinger
1962	Doug McLean
1963	Ron Onoy
1964	Bob Werner
1965	Bill Kelly
1966	Dan Bass
1967	Dave Benedict
1968	Dave Allen
1969	Dave Allen
1970	Dave Allen
1971	Robert Williams
1972	Gary Randall
1973	Bill Eldred
1974	Steve Page
1975	Steve Page
1976	Grog McDaniel
1977	Tom Powers
1978	Carl Whitfield
1979	Dennis Johnson
1980	Tony Gites
1981	Mike Bamoy
1982	John Holtmann
1983	John Holtmann
1984	Roger Boesel
1985	Andy Althofer
1986	Joe Callero
1987	Tim Durden
1988	Bryan Gong
1989	Bryan Gong
1990	Jason Popper
1991	Tony Britt
1992	Jeff Albrecht
1993	Ryan Pepper
1994	Marc Callero
1995	Marc Callero
1996	Troy Stegman
1997	Tyco Nasinec
1998	Keith Hennig

## Ken Broche Coaches Award

1992	Sheno McCullough
1993	Jeff Albrecht
1994	Bryan Silver
1995	Eric Harper
1996	Tyco Nasinec
1997	Paul Fraker
1998	Todd Nealey
1998	Paul Fraker

## Index Award

1992	Heath Dolven
1993	Heath Dolven
1994	Willie Thomas
1995	Leon Johnson
1996	Troy Stegman
1997	Willie Thomas
1998	Leon Johnson

# ALL-STARS

## All-American

### First Team

1967	Me! Cox
1970	Paul Adams
1973	Rich Hanson
1983	Jason Pepper

### Second Team

1968	Dave Benedict
1969	Theartis Wallace
1972	Rich Hanson
1980	Ray Orange
1983	Doug Harris
1987	Ron vanderSchaaf
1989	Carl Aaron
1985	Ryan Pepper
1997	Willie Thomas
1998	Leon Johnson

### Third Team

1970	Dave Allen
1971	Rich Hanson
1990	Jim Toole

## Honorable Mention

1965	Me! Cox
1985	Jim Clifton
1966	Me! Cox
1967	Dave Benedict
1969	Dave Allen
1971	Match Adams
1975	Les Wyatt
1976	Dave Oliver
1977	Les Wyatt
1977	Dave Oliver
1978	Carl Whitfield
1979	Joe Holmes
1980	Dennis Johnson
1985	Darrell Tanner
1986	Ron vanderSchaaf
1993	Otto Pipker
1994	Ryan Pepper
1996	Jeff Foster
1998	Tyco Nasinec

## All-District

1965	Me! Cox
1965	Jim Clifton
1967	Me! Cox
1967	Dave Benedict
1968	Dave Benedict
1970	Paul Adams
1970	Dave Allen
1971	Rich Hanson
1971	Match Adams
1972	Rich Hanson
1973	Rich Hanson
1975	Steve Page
1975	Les Wyatt
1976	Grog McDaniel
1976	Dave Oliver
1977	Les Wyatt
1977	Dave Oliver
1978	Al Roberts
1978	Carl Whitfield
1979	Dennis Johnson
1979	Joe Holmes
1979	Ray Orange
1980	Ray Orange
1980	Dennis Johnson
1980	Sam Miller
1981	Steve Pudats
1981	John Harper
1982	John Harper
1982	Steve Pudats
1982	David Williams
1983	Bob Kennedy
1983	Danny Pike
1983	Ken Burton
1983	Doug Harris
1984	Ken Burton
1984	Danny Pike
1985	Darrell Tanner
1986	Joe Harris
1986	Ron vanderSchaaf
1987	Ron vanderSchaaf
1987	Joe Harris
1987	Rodnie Taylor
1988	Carl Aaron

1989	Carl Aaron
1989	Dave Bwer
1990	Jim Toole
1992	Larry Foster
1993	Jason Pepper
1993	Otto Pipker

## All-Region

1994	Ryan Pepper
------	-------------

## All-Conference

1940	Don Sanders
1941	Don Sanders
1942	Russ Wiseman
1942	Clipper Carmody
1943	Russ Wiseman
1946	Clipper Carmody
1947	Fred Peterson
1947	Dean Nicholson
1948	Dean Nicholson

## Evergreen

1949	Dean Nicholson
1950	Dean Nicholson
1950	Fred Peterson
1952	Ken Teller
1952	Bill Lee
1954	Don Heacock
1957	Bill Coordes
1958	Bill Coordes
1964	Bob Werner
1965	Me! Cox
1965	Jim Clifton
1966	Me! Cox
1966	Dave Benedict
1968	Dave Allen
1969	Theartis Wallace
1969	Match Adams
1970	Match Adams
1970	Paul Adams
1970	Dave Allen
1971	Rich Hanson
1972	Rich Hanson
1973	Rich Hanson
1974	Tim Sandberg
1975	Les Wyatt
1975	Me! Cox
1976	Dave Oliver
1977	Dave Oliver
1978	Carl Whitfield

## WIBA

1980	Ray Orange
1980	Dennis Johnson

## PNWAC

1995	Ryan Pepper
1995	Leon Johnson
1996	Jeff Foster
1997	Willie Thomas
1997	Todd Nealey
1998	Leon Johnson
1998	Tyco Nasinec
1998	Paul Fraker

## All-Northwest

1971	Rich Hanson
1973	Rich Hanson
1977	Dave Oliver
1979	Joe Holmes
1980	Ray Orange
1980	Dennis Johnson
1982	David Williams
1983	Doug Harris
1984	Ken Burton
1985	Darrell Tanner
1985	Ron vanderSchaaf
1987	Ron vanderSchaaf
1987	Rodnie Taylor
1988	Carl Aaron
1989	Carl Aaron
1990	Jim Toole
1993	Jason Pepper
1995	Ryan Pepper
1997	Willie Thomas
1998	Leon Johnson

# CONFERENCE/DISTRICT HISTORY

## District 1 Standings (1983-93)

	Regular-Season							Playoffs		W-L
	W	L	PCT	GB	1st	2nd	3rd	No.	Titles	
Central Washington	115	35	.767	—	6	3	0	10	7	23-9
Western Washington	103	60	.632	18.5	3	2	1	8	2	11-12
Puget Sound	31	25	.554	37	0	1	1	3	0	3-3
Alaska Pacific	36	31	.538	37.5	0	0	0	1	0	0-1
Pacific Lutheran	73	66	.525	36.5	0	1	2	4	0	1-5
Seattle	81	78	.509	38.5	1	0	3	5	0	3-5
Whitworth	68	66	.507	39	1	1	1	4	1	4-3
St. Martin's	85	86	.497	40.5	3	0	0	4	1	7-4
Lewis-Clark State	83	85	.494	41	0	0	2	8	1	5-8
Simon Fraser	79	85	.482	43	0	1	2	7	0	1-7
Whitman	49	57	.462	44	0	1	0	2	0	2-3
Alaska Southeast	39	56	.411	48.5	0	1	0	1	0	0-1
Sheldon Jackson	13	104	.111	85.5	0	0	0	0	0	0-0
Northwest College	2	46	.041	62	0	0	0	0	0	0-0

## PNWAC/PNW Region (1994-98)

	Regular-Season							Playoffs		W-L
	W	L	PCT	GB	1st	2nd	3rd	No.	Titles	
Central Washington	34	22	.607	—	3	0	0	5	3	7-2
Western Washington	32	24	.571	2	1	1	0	5	1	5-4
Seattle	25	21	.543	4	1	0	2	4	0	4-4
Simon Fraser	28	28	.500	6	0	2	1	5	0	1-5
Lewis-Clark State	27	29	.482	7	0	3	0	5	1	5-4
Puget Sound	16	20	.444	8	0	1	0	2	0	1-2
Evergreen State	4	6	.400	7	0	0	0	1	0	0-1
St. Martin's	20	36	.357	14	0	1	1	3	0	2-3

## Year-by-Year Conference Won-Loss Records

Year	CWU	LCSC	UPS	STM	SU	SFU	WWU	1998	7-3*	3-7	6-4	5-5	5-5		
1983	5-9	3-12		16-1*	8-6	6-8	6-8								
1984	12-2*	7-7		4-10	8-4	1-12	6-7	Others: 1998 - Evergreen State 4-6.							
1985	12-2	10-8		4-12	11-1*	4-11	8-7								
1986	12-2*	11-4		6-12	8-7	6-10	7-8	Year	NWC	PLU	Whtm	Whtw	APU	ASE	SJC
1987	13-3*	5-11		6-10	8-8	11-5	11-5	1983		7-8	3-9	10-3			
1988	14-4	12-6		9-9	9-9	12-6	15-3*	1984		11-5	5-7	6-6			
1989	12-4	11-5		9-7	6-10	10-6	15-1*	1985		10-5	2-5	3-9		4-9	
1990	16-2*	7-11	13-5	7-11	6-12	10-8	15-3	1986		11-4	12-3	3-14		5-9	1-10
1991		5-7	7-5	10-2*	7-5	5-7	5-7	1987	1-13	5-9	9-5	7-9	7-8	11-5	0-16
1992	9-5*	8-6	3-11	9-5*	7-7	8-6	9-5*	1988	0-18	11-7		6-12	9-9	10-8	3-15
1993	10-2*	4-8	8-4	5-7	3-9	6-6	6-6	1989	1-15	6-10	10-6	10-6	8-8	8-8	3-13
1994	6-6	7-5	7-5	2-10	6-6	3-9	11-1*	1990		9-9	4-14	13-5	12-6	1-17	3-15
1995	9-3*	7-5	4-8	4-8	5-7	6-6	7-5	1991		3-9	4-8	10-2*			0-12
1996	3-9	8-4	5-7	3-9	9-3*	8-4	6-6	1992							2-12
1997	9-1*	2-8		5-5	5-5	6-4	3-7	1993							1-11

\*Regular-season champion. Prior to 1983 playoff participants were decided by Kraus Kount (1977-82) or by district executive committee. Regular-season champions won playoff except in the following years: 1985 - CWU; 1989 - CWU; 1991 - Whitworth (co-champion); 1992 - Lewis-Clark State; 1996 - Lewis-Clark State. The NAIA abandoned the district format in favor of conferences and regions following the 1992-93 season. After competing as a region in 1993-94, the same seven teams formed the Pacific Northwest Athletic Conference in 1994-95. The PNWAC disbanded prior to the 1998-99 season with five of the six schools joining the NCAA Division II PacWest Conference.

## Team Champions

### District

1942	Eastern Washington
1943	Eastern Washington
1944	No playoffs
1945	Eastern Washington
1946	Eastern Washington
1947	Eastern Washington
1948	Gonzaga
1949	Puget Sound
1950	<b>Central Washington</b>
1951	Pacific Lutheran
1952	Whitworth
1953	Gonzaga
1954	Whitworth
1955	Whitworth
1956	Pacific Lutheran
1957	Pacific Lutheran
1958	Pacific Lutheran
1959	Pacific Lutheran
1960	Western Washington
1961	Whitworth
1962	Pacific Lutheran
1963	Pacific Lutheran
1964	Pacific Lutheran
1965	<b>Central Washington</b>
1966	<b>Central Washington</b>
1967	<b>Central Washington</b>
1968	<b>Central Washington</b>
1969	<b>Central Washington</b>
1970	<b>Central Washington</b>
1971	<b>Central Washington</b>
1972	Western Washington
1973	Alaska - Fairbanks
1974	<b>Central Washington</b>
1975	<b>Central Washington</b>

1976	<b>Central Washington</b>
1977	<b>Central Washington</b>
1978	<b>Central Washington</b>
1979	<b>Central Washington</b>
1980	<b>Central Washington</b>
1981	<b>Central Washington</b>
1982	<b>Central Washington</b>
1983	St. Martin's
1984	<b>Central Washington</b>
1985	<b>Central Washington</b>
1986	<b>Central Washington</b>
1987	<b>Central Washington</b>
1988	Western Washington
1989	<b>Central Washington</b>
1990	<b>Central Washington</b>
1991	Whitworth
1992	Lewis-Clark State
1993	<b>Central Washington</b>

### PNW Region

1994	Western Washington
------	--------------------

### PNWAC

1995	<b>Central Washington</b>
1996	Lewis-Clark State
1997	<b>Central Washington</b>
1998	<b>Central Washington</b>

## Coach-of-the-Year

### District 1

1964	Gene Lundgaard, Pacific Lutheran
1965	<b>Dean Nicholson, Central Washington</b>
1966	Chuck Randall, Western Washington
1967	<b>Dean Nicholson, Central Washington</b>
1968	Dick Kamm, Whitworth
1969	<b>Dean Nicholson, Central Washington</b>

1970	<b>Dean Nicholson, Central Washington</b>
1971	Chuck Randall, Western Washington
1972	Chuck Randall, Western Washington
1973	Al Svenningson, Alaska - Fairbanks
1974	Dick Kaufman, St. Martin's
1975	<b>Dean Nicholson, Central Washington</b>
1976	Cal Riemcke, Whitworth
1977	Dick Kaufman, St. Martin's
1978	Ed Anderson, Pacific Lutheran
1979	Len Stevens, St. Martin's
1980	<b>Dean Nicholson, Central Washington</b>
1981	Jim Mastin, Whitman Len Stevens, St. Martin's
1982	<b>Dean Nicholson, Central Washington</b>
1983	Joe Meagher, St. Martin's
1984	Bruce Haroldson, Pacific Lutheran
1985	Len Nardone, Seattle
1986	Jim Mastin, Whitman
1987	Clair Markey, Alaska Southeast
1988	Brad Jackson, Western Washington
1989	Brad Jackson, Western Washington
1990	Brad Jackson, Western Washington
1991	Warren Friedrichs, Whitworth
1992	<b>Gil Coleman, Central Washington</b> Bob Grisham, St. Martin's
1993	<b>Gil Coleman, Central Washington</b> Bob Niehl, Puget Sound

### PNW Region

1994	Brad Jackson, Western Washington
------	----------------------------------

### PNWAC

1995	<b>Gil Coleman, Central Washington</b>
1996	Al Hairston, Seattle
1997	<b>Greg Sparling, Central Washington</b>
1998	<b>Greg Sparling, Central Washington</b> Scott Clark, Simon Fraser

## The Leo Nicholson Award

In 1971 a group of Ellensburg businessmen purchased a trophy to be presented each year to the top small-college basketball team in the Pacific Northwest.

The trophy is awarded to the school determined to be the outstanding team by a panel of sportswriters, broadcasters and sports information directors, who also select a Coach-of-the-Year.

The award honors the memory of the late Leo Nicholson, who won 505 games at Central from 1930 to 1964.

Central, under the direction of Leo's son Dean, won the award nine times and the younger Nicholson was voted the Coach-of-the-Year three times. Gil Coleman won the Coach-of-the-Year award posthumously in 1995.



Year	Nicholson Award	Coach-of-the-Year
1971	Puget Sound	Gene Luundgaard, Pacific Lutheran
1972	Western Washington	Jim Boutin, Willamette
1973	Puget Sound	Al Svenningson, Alaska - Anchorage
1974	<b>Central Washington</b>	Dan Miles, Oregon Tech
1975	<b>Central Washington</b>	Jim Boutin, Willamette

1976	Puget Sound
1977	Puget Sound
1978	Puget Sound
1979	Puget Sound
1980	<b>Central Washington</b>
1981	Puget Sound
1982	Western Oregon
1983	<b>Central Washington</b>
1984	Puget Sound
1985	<b>Central Washington</b>
1986	<b>Central Washington</b>
1987	<b>Central Washington</b>
1988	Alaska - Anchorage
1989	<b>Central Washington</b>
1990	<b>Central Washington</b>
1991	College of Idaho
1992	Seattle Pacific
1993	Willamette
1994	Western Washington
1995	Northwest Nazarene
1996	Albertson
1997	Oregon Tech
1998	Oregon Tech

Jerry Krause, Eastern Washington
<b>Dean Nicholson, Central Washington</b>
Terry Layton, Northwest Nazarene
Don Zech, Puget Sound
Jim Boutin, Western Oregon
Jim Mastin, Whitman
Jim Larson, Whitworth
Joe Meagher, St. Martin's
Marty Holly, College of Idaho
Marty Holly, College of Idaho
Jim Mastin, Whitman
<b>Dean Nicholson, Central Washington</b>
Dan Miles, Oregon Tech
Brad Jackson, Western Washington
George Roderick, Alaska - Fairbanks
<b>Dean Nicholson, Central Washington</b>
Warren Friedrichs, Whitworth
Ed Weidenbach, Northwest Nazarene
Gordie James, Willamette
Bob Gaillard, Lewis & Clark
<b>Gil Coleman, Central Washington</b>
Warren Friedrich, Whitworth
Ken Schumann, Pacific
Tim Hills, Western Baptist



### Leo & Dean Nicholson: 1,114 Wins

Central Washington University, which ended its NAIA affiliation last spring and now is a member of NCAA Division II, is the winningest team in the history of the NAIA national tournament with 46 victories.

CWU also holds the record for most appearances and consecutive appearances. The Wildcats participated in their 27th national championship last year. Between 1974 and 1982, Central put together a string of nine straight national tournament appearances.

In 87 seasons, CWU teams have won 1,389 games and lost 743, a winning percentage of .652. Even more remarkable is the fact a father-and-son coaching combination is responsible for nearly 90 percent of the wins.

Leo Nicholson coached 505 victories in 33 seasons winning nine conference titles before retiring in 1964. Son Dean won 609 games in 26 seasons. Dean, with 38 victories, is the winningest coach in the history of the NAIA national tournament.

CWU won 14 Evergreen Conference titles and shared the WIBA championship in 1980 (its only year of existence) under the younger Nicholson's coaching.

The Nicholsons are the winningest father-son coaching combination in the history of collegiate basketball with 1,114 victories. The historic 1,000th win came on Dec. 12, 1986 when CWU defeated Northwest Nazarene 76-71 in a tournament at Whitworth College.

Dean joined his father in the exclusive 500 victory club on Jan. 6, 1987 when the Wildcats stopped Pacific Lutheran 70-53 at Nicholson Pavilion.

In district, regional and conference playoff competition, the 'Cats have won 72 games and lost 23 and have won 27 titles, 22 during Dean Nicholson's 26-year tenure as head coach. CWU won 19 straight district playoff games between 1976 and 1982.

CWU's best finish at the national tournament came in 1970 when it placed second and Nicholson was selected the NAIA National Coach-of-the-Year. The 'Cats also finished third in 1967, 1969, 1987 and 1989 and fourth in 1985. CWU reached the quarterfinals of the national tournament in seven of its last nine appearances.

First team All-American honors have been won by four CWU players - Mel Cox in 1967, Paul Adams in 1970, Rich Hanson in 1973 and Jason Pepper in 1993. Twenty other players won sec-

ond team, third team or honorable mention honors, including Leon Johnson, a second team selection last winter, and Tyce Nasinec, who earned honorable mention honors a year ago. In 1987, Ron vanderSchaaf, who was named to the second team, was selected in the seventh round of the NBA draft by the Los Angeles Lakers.

CWU has had three coaches or administrators inducted into the NAIA Basketball Hall-of-Fame. Leo Nicholson was honored in 1964. Perry Mitchell, a long-time CWU administrator and former university president, was selected for his general contributions to NAIA sports. Dean Nicholson was inducted to the hall in 1986. Dean was also named to the NAIA's 50th anniversary all-star team in 1987.

Two Wildcat players have been tapped for special national tournament honors. Dave Benedict won the Charles Stevenson Hustle Award in 1967 and Dave Allen won the same award in 1970. The CWU team won the coveted James A. Naismith - Emil S. Liston Sportsmanship award in the 1967 tournament and again in 1989.

### Dean Nicholson

One of the greatest basketball coaches in college basketball history at any level.

That is the best way to describe Dean Nicholson, who was Central Washington University's head basketball coach for 26 seasons before retiring following the 1989-90 campaign.

Nicholson, who won 889 games in a career that spanned five decades, completed his career at Yakima Valley College last winter, guiding the Indians to a 22-11 record. In three seasons at YVC, he won 72 games and lost 24, including a 26-5 record in 1996-97 when he led Yakima to a third-place finish in the NWAACC state tournament.

Prior to taking over at YVC, Nicholson had been retired since completing a two-year stint (1991-92) with the Yakima SunKings of the CBA.

In his final season at Central in 1990, Nicholson became only the 17th coach in the entire history of intercollegiate basketball to win 600 games.

He also qualified his team for the NAIA national tournament in Kansas City for a record 22nd time and he became the winningest coach in the history of the national tournament with 38 victories.

Nicholson is a member of three Hall-of-Fames - the Washington State Basketball Coaches Association Hall-of-Fame, the CWU Hall-of-Fame and NAIA Hall-of-Fame.

Only twice in 26 years at CWU did he fail to win at least 20 games. Six times he guided teams into the NAIA Final Four, placing second in 1970, third in 1967, 1969, 1987 and 1989 and fourth in 1985.

His 1970 squad won 31 games, including a school-record 25 straight, and he was voted NAIA Coach-of-the-Year. In 1987, the 'Cats posted a school-record 32 wins and Dean was selected Northwest Small-College Coach-of-the-Year for the second time in his career. His 1989 team equaled that school record with 32 victories. He also won the Northwest Coach-of-the-Year award following the 1990 season.

On seven different occasions he was voted NAIA District 1 Coach-of-the-Year. In 1987, he was voted as one of the five coaches on the NAIA's 50th anniversary all-time team.

Nicholson received numerous other honors during his illustri-



ous coaching career. In 1970 he coached at the USA - Pan American Developmental Camp. He was the NAIA representative to the U.S. Olympic Basketball Committee and coached at the Olympic camp and trials in 1971 and 1972.

He was the head coach for AAU teams which toured South America in 1972 and 1973 and for the NAIA All-Star team in the Cup of Nations tournament in Colombia in 1974.

He was an assistant coach for the West team in the 1982 National Sports Festival in Indianapolis, Ind., and served as a member of the NABC's Hall-of-Fame committee. A charter member of the CWU Hall-of-Fame, he was inducted into the NAIA Hall-of-Fame in 1986, joining his father in that institution.

Nicholson and his father Leo are the winningest father-son coaching combination in the history of collegiate basketball with 1,114 victories at the four-year level. Leo won 505 games from the fall of 1929 before retiring in 1964.

Nicholson also enjoyed a great playing career at CWU. He earned all-conference honors four straight seasons in basketball, leading the Wildcats to a conference title in 1947 and their first NAIA national tournament berth in 1950.

He scored 1,377 points which still ranks eighth on the school's all-time list. In 1950, he made 83 percent of his free throws, the 10th best single-season mark in school history.

Nicholson also lettered in tennis and baseball. He led the Evergreen Conference in hitting in 1950. Off the field, he was elected president of the student body.

After earning a bachelor of arts degree in 1950, he taught mathematics and served as the head basketball coach at Puyallup High School for 14 seasons, winning five Puget Sound titles and compiling a record of 192-113.

In the fall of 1964 he returned to Ellensburg after being named to succeed his father as head basketball coach. In addition to coaching basketball, he was the school's baseball coach in 1967 and tennis coach in 1965 and 1966 and from 1968 until 1978.

Nicholson earned his masters degree from CWU in 1957. He also attended the University of Washington, Oregon State University, Seattle Pacific University and Western Washington University. In 1983 he was honored with CWU's Distinguished Teacher award.

Nicholson was born June 28, 1926 in Seattle. He graduated from Ellensburg High School in 1944 where he earned all-state honors in basketball and was a Yakima Valley tennis champion.

He and his wife, Charlene, who now reside in Concord, Calif., were married June 18, 1948. They have two grown sons, Joel and Gary.



### Nicholson's Coaching Record

Year	Overall				Conference			
	W	L	PF	PA	W	L	Finish	Home
1951	12	7						
1952	15	6						
1953	16	6						
1954	16	10						
1955	20	6						
1956	23	4						
1957	6	14						
1958	9	15						
1959	14	6						
1960	7	11						

1961	16	4							
1962	18	5							
1963	11	7							
1964	7	12							
1965	20	6	2108	1863	9	1	1st	12-3	
1966	21	8	2260	2026	9	3	2nd	7-2	
1967	27	4	2552	2107	8	1	1st	11-0	
1968	22	8	2380	2046	10	2	1st	11-3	
1969	24	9	2500	2206	8	4	1st	11-2	
1970	31	2	2432	2141	12	0	1st	10-0	
1971	24	9	2569	2243	11	3	1st-T	12-1	
1972	17	9	2121	1978	9	3	2nd-T	10-1	
1973	20	9	1842	1711	11	1	1st	12-1	
1974	17	10	2095	2031	8	4	1st-T	12-0	
1975	23	6	2284	1944	10	2	1st	12-1	
1976	23	7	2235	2019	9	3	2nd	9-3	
1977	24	8	2325	2097	11	1	1st-T	14-1	
1978	21	8	2219	1966	9	3	1st-T	15-0	
1979	25	6	2399	2027				11-1	
1980	27	6	2520	2169	6	2	1st-T	12-2	
1981	21	12	2280	2155				11-4	
1982	22	7	2133	1909				12-0	
1983	7	23	2395	2007				4-9	
1984	23	10	2446	2210	3	1	1st	9-2	
1985	25	11	2736	2491	5	1	1st	12-1	
1986	27	6	2530	2319	4	0	1st	12-1	
1987	32	9	3330	2861				13-2	
1988	23	11	2909	2467				13-1	
1989	32	10	3378	2847				12-3	
1990	31	5	2949	2429				12-1	
1991	15	41							
1992	1	7							
1996	24	8							
1997	26	5							
1998	22	11							
Totals	609	219	.736	CWU	291	45			
	192	113	.630	Puyallup					
	72	24	.750	YVC					
	16	48	.250	SunKings					
	889	404	.688	Total					

Note: CWU posted record of 26-4 in 1983 before forfeiting 19 games.

### DEAN'S BEST LIST

#### The Best Players

Rich "Handshake" Hanson (1971-73)      Theartis Wallace (1968-69)  
 Paul Adams (1969-70)                      Ron vanderSchaaf (1984-87)  
 Dave Benedict (1967-68)                Carl Aaron (1988-89)  
 Mel Cox (1964-67)                        Doug Harris (1983)  
 Dave Allen (1967-70)                    Dennis Johnson (1979-80)  
 Les Wyatt (1974-77)

In The Clutch - Jon Jordon (1984-85) and Mel Cox (1964-67)

Best Shooters - Theartis Wallace (1968-69) and Carl Aaron (1988-89)

Best Rebounders - Mitch Adams (1969-71), Bruce Sanderson (1969) and Dave Biwer (1987-89)

# The Record Book

## Individual Game

Field Goals - 17, Phil Adams (Pacific Lutheran, 1-13-70)  
 Field Goal Attempts - 40, Fred Peterson (Western Washington, 3-1-47)  
 Field Goal Attempts, modern - 32, Tom Wallenborn (Whitworth, 1-14-61)  
 Field Goal PCT., min. 5 - 100.0, Ray Orange, 10-10 (Western Washington, 3-1-60)  
 Field Goal PCT., min. 12 - 92.6, John Greer, 13-14 (Eastern Oregon, 11-7-95)  
 Consecutive Field Goals made - 15, Terry Britt (1-18-80 to 1-24-80)  
 Three-point Field Goals - 10, Ryan Pepper (Puget Sound, 2-23-95)  
 Three-point Field Goal Attempts - 17, Ryan Pepper (Puget Sound, 2-23-95)  
 Three-point FG PCT., min. 5 - 100.0, Heath Dalton, 5-5 (Whitman, 11-21-92), Ryan Pepper, 5-5 (Pacific Lutheran, 11-20-92)  
 Free Throws - 19, Swede Livingston (British Columbia, 1-4-60)  
 Free Throw Attempts - 22, Mel Cox (Pacific Lutheran, 1-25-64)  
 Free Throw PCT., min. 10 - 100.0, Willie Minor, 14-14 (St. Martin's, 12-10-58)  
 Consecutive Free Throws made - 28, Ryan Pepper (2-2-95 to 2-9-95)  
 Rebounds - 26, Ron Olney (Eastern Washington, 2-21-63)  
 Assists - 15, Reese Resdill (Western Washington, 2-4-83)  
 Steals - 9, Lamy Foster (Southern Oregon, 12-20-91)  
 Blocked shots - 9, Leon Johnson (Lewis-Clark State, 3-7-85)  
 Turnovers - 10, David Williams (St. Martin's, 1-9-82); Rodnie Taylor (Lewis-Clark State, 12-10-85); Ryan Pepper (MS-Northern, 11-12-94)  
 Points - 48, Ryan Pepper (Puget Sound, 2-23-95)  
 Minutes - 52, Joe Harris (Whitman, 1-11-86)

## Individual Single Season

Field Goals - 317, Ryan Pepper (1995)  
 Field Goal Attempts - 696, Ryan Pepper (1995)  
 Field Goal PCT., min. 150 - 70.0, Doug Harris, 226-323 (1993)  
 Three-point Field Goals - 95, Ryan Pepper (1995)  
 Three-point Field Goal Attempts - 278, Ryan Pepper (1995)  
 Three-point FG PCT., min. 50 - 44.9, Tim Brown, 53-118 (1987)  
 Free Throws - 181, Jason Pepper (1993)  
 Free Throw Attempts - 251, Jason Pepper (1993)  
 Free Throw PCT., min. 50 - 89.2, Lamy Foster, 89-111 (1992)  
 Rebounds - 359, Dave Bower (1988)  
 Rebound Avg. - 14.8, Bill Cooradas, 251 (1989)  
 Assists - 242, Joe Harris (1987)  
 Steals - 114, Jason Pepper (1993)

Blocked shots - 113, Van Beard (1989)  
 Turnovers - 137, Ryan Pepper (1995)  
 Fouls - 124, Dave Bower (1989)  
 Disqualifications - 11, Stan Puhach (1968)  
 Points - 693, Ryan Pepper (1995)  
 Scoring Average - 26.4, Ryan Pepper (1995)  
 Games - 42, Art Haskins, Dave Bower, Van Beard, Alfonso Goldwire (1989)  
 Minutes - 1302, Ryan Pepper (1995)

## Individual Career

Field Goals - 774, Ryan Pepper (1992-95)  
 Field Goal Attempts - 1684, Ryan Pepper (1992-95)  
 Field Goal PCT., min. 325 - 60.3, Ray Orange, 343-569 (1979-80)  
 Free Throws - 582, Mel Cox (1964-67)  
 Free Throw Attempts - 821, Mel Cox (1964-67)  
 Free Throw PCT., min. 125 - 89.2, Lamy Foster, 99-111 (1991-92)  
 Three-point Field Goals - 263, Ryan Pepper (1992-95)  
 Three-point Field Goal Attempts - 735, Ryan Pepper (1992-95)  
 Three-point Field Goal PCT., min. 125 - 39.6, Tim Brown, 68-172 (1987-88)  
 Rebounds - 1017, Mel Cox (1964-67)  
 Rebound Avg. - 13.2, Bill Cooradas, 605 (1987-89)  
 Assists - 404, Joe Harris (1986-87)  
 Steals - 343, Jason Pepper (1990-93)  
 Blocked Shots - 128, Otto Pipker (1990-93)  
 Turnovers - 414, Jason Pepper (1990-93)  
 Fouls - 401, Ron vanderSchaaf (1984-87)  
 Disqualifications - 20, Les Wyatt (1974-77)  
 Points - 2254, Ryan Pepper (1992-95)  
 Scoring Avg. - 21.2, Mel Cox, 2120 (1964-67)  
 Games - 140, Ron vanderSchaaf (1984-87)  
 Minutes - 3865, Ryan Pepper (1992-95)

## Team Offense Single Game

Field Goals - 62, Northwest College (1-26-88)  
 Field Goal Attempts - 113, St. Martin's (2-14-47)  
 Field Goal Attempts, modern - 104, Northwest (1-26-88)  
 Field Goal PCT. - 70.7, Whitman, 41-58 (2-15-63)  
 Three-point Field Goals - 19, Lewis-Clark State (1-22-98)  
 Three-point Field Goal Attempts - 41, Lewis-Clark State (1-22-98)  
 Three-point Field Goal PCT., min. 10 - 80.0, Western Baptist (12-29-89)

Free Throws - 43, Western Washington (2-2-91)  
 Free Throw Attempts - 59, Alaska-Fairbanks (12-17-55)  
 Free Throw PCT., min. 10 - 100.0, Whitworth, 10-10 (1-17-69); 96.0, East Central Oklahoma, 24-25 (3-11-75)  
 Offensive Rebounds - 29, Alaska Southeast (12-9-88); Pacific Lutheran (12-15-80)  
 Rebounds - 74, Eastern Washington (2-21-63); Humboldt State (12-28-68)  
 Assists - 40, Lewis-Clark State (3-1-79)  
 Turnovers - 34, Pacific Lutheran (12-4-76)  
 Fewest Turnovers - 2, Western Washington (2-15-75)  
 Steals - 27, Sheldon Jackson (1-10-89)  
 Blocked Shots - 13, Northwest (2-20-89)  
 Fouls - 38, Southern Oregon (2-25-78)  
 Disqualifications - 6, Southern Oregon (2-25-78), Eastern Washington (1-22-38)  
 Points - 139, Lewis-Clark State (3-1-78)

## Team Defense Single Game\*

Field Goals - 5, Gonzaga (3-6-80), Modom - 10, Simon Fraser (2-6-76), Eastern Washington (1-24-58), Humboldt State (12-19-57), British Columbia (1-17-58)  
 Field goals (with shot clock) - 13, Northern State (3-13-90)  
 Field Goal Attempts - 25, Simon Fraser (2-6-76)  
 Field Goal Attempts (with shot clock) - 40, Puget Sound (2-4-92)  
 Three-point Field Goals\* - 20, Western Baptist (12-29-89)  
 Three-point Field Goal Attempts\* - 41, Western Baptist (12-29-89)  
 Three-point Field Goal PCT., min. 10 - 7.1, Puget Sound 1-14 (1-18-95)  
 Free Throws - 1, Oregon Tech (1-15-77), Western Washington (3-4-78)  
 Free Throw Attempts - 2, Oregon Tech (1-15-77), Western Washington (3-4-78)  
 Free Throw PCT., min. 10 - 18.2, Pacific Lutheran, 2-11 (12-3-83)  
 Rebounds - 18, Eastern Washington (1-12-80)  
 Turnovers\* - 38, Cal State - Los Angeles (12-1-83); Sheldon Jackson (1-21-92)  
 Fouls\* - 37, Eastern Washington (1-6-86)  
 Points, modern - 27, Humboldt State (12-19-57)  
 Points (with shot clock) - 43, Northwest (2-20-89)  
 Most Points\* - 117, BYU-Hawaii (1994)

\*Record lowest except where indicated with asterisk

## Team Offense Single Season

Field Goals - 1323 (1989)  
 Field Goal Attempts - 2801 (1989)  
 Field Goal PCT. - 53.9, 977-1812 (1983)  
 Three-point Field Goals - 295 (1996)  
 Three-point Field Goal Attempts - 839 (1989)  
 Three-point Field Goal PCT. - 38.4, 174-453 (1987)  
 Free Throws - 730 (1993)  
 Free Throw Attempts - 1085 (1993)  
 Free Throw PCT. - 72.7, 540-743 (1965)  
 Rebounds - 1785 (1999)  
 Rebound Avg. - 53.0 (1963)  
 Rebound Margin - 12.6 (1963)  
 Assists - 789 (1987)  
 Turnovers - 652 (1989)  
 Fewest Turnovers - 348 (1975)  
 Blocks - 200 (1989)  
 Steals - 430 (1990)  
 Fouls - 855 (1987)  
 Disqualifications - 35 (1991 & 1994)  
 Points - 3378 (1989)  
 Scoring Avg. - 85.6 (1988)  
 Scoring Margin - 14.4 (1990)

## Team Defense Single Season\*

Field Goal PCT. - 31.0, 482-1555 (1965)  
 Three-point Field Goal PCT. - 33.4, 168-473 (1988)  
 Free Throw PCT. - 61.8, 348-562 (1958)  
 Rebounds - 837 (1958)  
 Points - 1351 (1958)  
 Scoring Avg. - 54.0 (1958)  
 Scoring Avg. (with shot clock) - 67.4 (1980)

\*Record lowest

## Team Miscellaneous

Consecutive wins - 25 (Jan. 3 to Mar. 13, 1970)  
 Consecutive wins, beginning of season - 13 (Nov. 13-Dec. 29, 1992)  
 Consecutive losses - 18 (Feb. 9, 1927 to Jan. 13, 1928)  
 Consecutive losses, beginning of season - 7 (1928 & 1994)  
 Largest victory margin - 76, CWU 120, Northwest 44 (1-26-89)  
 Largest loss margin - 47, Seattle 90, CWU 43 (12-2-82)  
 Most wins - 32 (1987, 1999)  
 Most losses - 18 (1951)  
 Best Winning PCT. - 1.000, 7-0 (1908)  
 Best Winning PCT., modern - 839, 31-2 (1970)  
 Most Points, half - 78, Lewis-Clark State (3-1-79)  
 Most Points, both teams - 230, CWU 139, LCSC 91 (3-1-78)

## WINNING STREAKS

### All-Time

No.	Dates (First Win - Last Win)	No.	Dates (First Win - Last Win)
25	Jan. 3, 1970 - Mar. 3, 1970	11	Jan. 9, 1965 - Feb. 12, 1965
24	Jan. 7, 1932 - Jan. 3, 1933 (20 in 1931-32, 4 in 1932-33)	10	Jan. 4, 1930 - Feb. 9, 1939
23	Dec. 28, 1929 - Dec. 16, 1930 (20 in 1929-30, 3 in 1930-31)	10	Jan. 22, 1943 - Feb. 13, 1943
20	Jan. 16, 1990 - Mar. 15, 1990	10	Jan. 5, 1952 - Feb. 9, 1952
14	Dec. 11, 1982 - Feb. 4, 1983 (CWU later forfeited 12 of wins)	10	Nov. 29, 1954 - Jan. 6, 1955 (start of season)
13	Nov. 13-Dec. 29, 1992 (start of season)	10	Jan. 13, 1967 - Feb. 4, 1967
12	Dec. 27, 1974 - Feb. 7, 1975	10	Feb. 10, 1967 - Mar. 16, 1967
11	Dec. 11, 1946 - Feb. 7, 1947	10	Jan. 17, 1980 - Feb. 9, 1980
		10	Feb. 11, 1984 - Mar. 14, 1984
		10	Jan. 17, 1987 - Feb. 6, 1987

### At Nicholson Pavilion

No.	Dates (First Win - Last Win)	Loss To
31	Jan. 7, 1977 to Jan. 6, 1979	Puget Sound (Jan. 10)
28	Dec. 10, 1985 to Mar. 5, 1987	Alaska Southeast (Nov. 30)
25	Feb. 21, 1981 to Mar. 3, 1983	St. Martin's (Mar. 7)
22	Nov. 30, 1973 to Feb. 15, 1975	Eastern Washington (Feb. 22)
18	Feb. 12, 1966 to Jan. 6, 1968	Seattle Pacific (Jan. 16)
18	Feb. 10, 1969 to Jan. 16, 1971	Portland State (Jan. 18)
17	Feb. 8, 1972 to Mar. 3, 1973	Alaska-Fairbanks (Mar. 4)
17	Dec. 15, 1987 to Jan. 12, 1989	Lewis-Clark State (Jan. 14)
14	Jan. 20, 1990 to Feb. 2, 1991	Lewis-Clark State (Feb. 8)
13	Dec. 5, 1984 to Nov. 12, 1985	Whitman (Dec. 4)
13	Feb. 5, 1971 to Jan. 22, 1972	Western Washington (Feb. 4)



# THE UNIVERSITY

## DR. IVORY NELSON

### President

Dr. Ivory Nelson was appointed Central Washington University's 11th president in Jan., 1992.

Nelson, 63, a 33-year veteran of leadership at every level of higher education - research universities, four-year schools and two-year schools - headed the five-campus Alamo Community College District in San Antonio, Tex., for the previous six years before becoming CWU's president.

Nelson earned his Ph.D. in analytical chemistry at the University of Kansas. His undergraduate degree in secondary education and chemistry is from Grambling State.

He took the helm of the San Antonio community college district in 1986 and guided it through several severe state budget cutbacks.

Prior to 1986, Nelson worked 18 years as an administrative leader and chemistry professor in the Texas A&M university system. He served three years as executive assistant to the chancellor of that four-university system, as well as one year as acting president of Prairie View A&M.

Nelson also served as vice-president for research and special programs and as assistant dean of academic affairs at Prairie View.

During the 1960s he worked as a chemistry professor and chairman of the division of natural sciences at Southern University, Shreveport, La., and as a chemistry professor at Southern University, Baton Rouge, La.

Inducted into the Phi Beta Kappa honor society at the University of Kansas, Nelson won a Fulbright lectureship in chemistry to the Universidad Autonomas de Guadalajara in 1966. He received a DuPont teaching fellowship at the University of Kansas in 1962.

Nelson and his wife, Dr. Patricia Nelson, have four grown children.



## ABOUT THE UNIVERSITY

Central Washington University was founded on the premise "Docendo Discimus," *by teaching we learn*, conveying the reality that learning is interactive and those involved in the process of learning are interconnected.

The university is committed to teaching as the means to facilitate learning. All members of the university community support a relationship between teacher and student, which makes both partners in learning, scholarship, research, creative expression and the application of knowledge to solve human and societal problems.

Established in 1891, CWU is one of six state-supported institutions offering baccalaureate and graduate degrees. On the university's 350 acre campus are 21 academic buildings housing more than 100 classrooms.

Points of interest include a botanical greenhouse, an arboretum, a Japanese garden, an arts complex housing the Spurgeon Gallery, McConnell Auditorium, Tower Theatre and the Hertz Music Performance Hall plus Tomlinson Stadium and Nicholson Pavilion. The latter two are the home sites for the Wildcat football and basketball teams.



Originally known as Washington State Normal School, the institution became Central Washington College of Education in 1937, Central Washington State College in 1961 and Central Washington University in 1977.

CWU is located in Ellensburg, a rural community of approximately 13,000 people. Ellensburg is near the geographical center of the state, about 110 miles east of Seattle and within easy driving distance of all the cultural, scenic and recreational areas of the state.

The city lies in an irrigated valley dotted with ranches and farms at the base of the Cascade Mountains. Outdoor activities abound. The city is noted for its rodeo and the area boasts of hiking, skiing, fishing and hunting.

Ellensburg is involved with Central and cares about the students who contribute to the diversity and success of the community.

## NCAA

Beginning this year, Central will compete at the NCAA Division II level. It has been a provisional member for the past three years, while attempting to gain full member status.



The National Collegiate Athletic Association is the organization through which the nation's colleges and universities speak and act on athletics matters at the national level. It is a voluntary association of more than 1,200 institutions, conferences, organizations and individuals devoted to the sound administration of intercollegiate athletics.

Through the NCAA, member colleges consider any athletics problem that has crossed regional or conference lines and has become national in character. The Association strives to maintain intercollegiate athletics as an integral part of the educational program and the athlete as an integral part of the student body. The NCAA also stands for good conduct in intercollegiate athletics and serves as the colleges' national athletics accrediting agency.

It was the flying wedge, football's major offense in 1905, that spurred the formation of the NCAA.

The game's rugged nature, typified by mass formations and gang tackling, resulted in numerous injuries and deaths and prompted many institutions to discontinue the sport. Others urged that football be reformed or abolished from intercollegiate athletics.

President Theodore Roosevelt summoned college athletics leaders to two White House conferences to encourage such reforms. In early December 1905, Chancellor Henry M. MacCracken of New York University convened a meeting of 13 institutions to initiate changes in football playing rules.

At a subsequent meeting December 28 in New York City, the Intercollegiate Athletic Association of the United States (IAAUS) was founded by 62 members. The IAAUS officially was constituted March 31, 1906, and took its present name (NCAA) in 1910.

For several years, the NCAA was a discussion group and rules-making body; but in 1921, the first NCAA national championship was held: the National Collegiate Track and Field Championships. Gradually, more rules committees were formed and more championships were held.

The Association's membership was divided into three legislative and competitive divisions in 1973 at the first special Convention ever held. Women joined the NCAA's activities in 1980 when Divisions II and III established 10 championships for 1981-82. A year later, the historic 75th Convention adopted an extensive governance plan to include women's athletics programs, services and representation.

The NCAA has grown dramatically in the past 40 years, with more than 600 new members since 1950.



# 1998-99 CWU BASKETBALL SCHEDULE

NOVEMBER	OPPONENT	SITE	SCORE
13	Salem-Teikyo	Clarion	94-101
14	Clarion, Pa.	Clarion	68-95
16	Washington State	Pullman	78-91
20	North Dakota	Seattle	85-77
21	Missouri-St. Louis	Seattle	101-74
24	Seattle	Ellensburg	93-83
28	Alaska-Fairbanks	Ellensburg	90-71

DECEMBER	OPPONENT	SITE	SCORE
3	*Western Oregon	Monmouth	89-74
5	*Humboldt State	Arcata	69-53
11	*Seattle Pacific	Seattle	87-69
12	*St. Martin's	Lacey	84-76
16	*Lewis-Clark State	Lewiston	102-98
30	Son's Blue Angels	Ellensburg	7:00

JANUARY	OPPONENT	SITE	TIME
7	*Western Washington	Ellensburg	7:00
9	*Simon Fraser	Ellensburg	7:00
14	*Western Oregon	Ellensburg	7:00
16	*Humboldt State	Ellensburg	8:00
22	*Hawaii Pacific	Ellensburg	7:00
23	*BYU-Hawaii	Ellensburg	7:00
28	*Hawaii-Hilo	Hilo	9:15
30	*Chaminade	Honolulu	9:30

FEBRUARY	OPPONENT	SITE	TIME
4	*Seattle Pacific	Ellensburg	7:00
6	*St. Martin's	Ellensburg	7:00
11	*Western Washington	Bellingham	7:00
13	*Simon Fraser	Burnaby	7:00
20	*Lewis-Clark State	Ellensburg	7:00

**PacWest Playoffs:** Feb. 24-27    **NCAA Regionals:** March 4-6    **NCAA Nationals (at Louisville):** Mar. 17-20    \*Pacific West Conference game

**WILDCAT RADIO NETWORK:** Listen to Central Washington University men's basketball games on radio station KXLE (1240 AM) or call TEAMLINE (1-800-846-4700). Our team code is 9892. A major credit card is required. The games are also available on the internet at: [www.cwu.edu/~cwualums/](http://www.cwu.edu/~cwualums/).